

RESOLUTION NO. 089

**RESOLUTION OF THE BOARD OF DIRECTORS
OF THE CRESTLINE SANITATION DISTRICT,
SAN BERNARDINO COUNTY, CALIFORNIA,
ESTABLISHING AN APPROPRIATIONS LIMIT FOR
FISCAL YEAR 2022-2023**

WHEREAS, the Crestline Sanitation District ("the District") is a county sanitation district organized and operating pursuant to California Health and Safety Code Section 4700 et seq.; and

WHEREAS, Article XIIB of the Constitution of the State of California, as approved by the voters at the special statewide election held on November 6, 1979, provides for an annual appropriations limitation for local jurisdictions adjusted for changes in population and consumer prices index; and

WHEREAS, the State legislation added Division 9 (Commencing with Section 7900) to Title 1 of the Government Code of the State of California to implement Article XIIB of the California Constitution; and

WHEREAS, Section 7910 of the Government Code provides that each year the governing body of each local jurisdiction shall, by resolution, establish its appropriations limit for the following fiscal year pursuant to Article XIIB at a regularly scheduled meeting or a noticed special meeting and that fifteen (15) days prior to such meeting, documentation used in the determination of the appropriations limit shall be available to the public; and

WHEREAS, Section 7902 of the Government Code sets forth the method for determining the appropriations limit for each local jurisdiction for each fiscal year; and

WHEREAS, the District's Board of Directors wishes to establish the District's appropriations limit for fiscal year 2022-2023 ("the Fiscal Year").

NOW, THEREFORE, BE IT RESOLVED by the Board of Directors of the Crestline Sanitation District as follows:


Section 1. The appropriations limit for the District for the Fiscal Year, as established in accordance with Section 7902 of the Government Code, is set forth as \$7,608,056.00.

Section 2. It is hereby found and determined that the documentation used in establishing the appropriations limit for the Fiscal Year was available to the public in District's offices at least fifteen (15) days prior to this date.

Section 3. This resolution shall take effect upon adoption.

Section 4. The Secretary is hereby authorized and directed to file a certified copy of this Resolution with the Clerk of the Board of Supervisors and Office of the State Auditor/Controller forty-five (45) days after the effective date of the resolution.


ADOPTED this 12th day of May, 2022.



Matthew Philippe, Chairman
Crestline Sanitation District

STATE OF CALIFORNIA)
)
COUNTY OF SAN BERNARDINO)

I, Rick Dever, General Manager of the Crestline Sanitation District, DO HEREBY CERTIFY that the foregoing Resolution, being Resolution No. 089, was duly adopted by the Board of Directors of said District at a regular meeting of said Board held on the 12th day of May, 2022, and that it was so adopted by the following vote:

AYES:
NOES:
ABSENT:
ATTEST:


Rick Dever, General Manager
Crestline Sanitation District



Appropriations Limit (Gann Limit)

July 1, 2022 to June 30, 2023

CRESTLINE SANITATION DISTRICT
Appropriations Limit (Gann Limit)
2022/2023

Year	Prior Year Appropriations Limit	CA per Capita Personal Income		Change in Population		Calculation Factor	Appropriations Limit
2011-2012	\$ 4,311,695	2.51%	1.0251	1.05%	1.0105	1.0359	\$ 4,466,328
2012-2013	\$ 4,466,328	3.77%	1.0377	0.86%	1.0086	1.0466	\$ 4,674,567
2013-2014	\$ 4,674,567	5.12%	1.0512	0.85%	1.0085	1.0601	\$ 4,955,673
2014-2015	\$ 4,955,673	-0.23%	0.9977	0.78%	1.0078	1.0055	\$ 4,982,840
2015-2016	\$ 4,982,840	3.82%	1.0382	1.09%	1.0109	1.0495	\$ 5,229,572
2016-2017	\$ 5,229,572	5.37%	1.0537	0.93%	1.0093	1.0635	\$ 5,561,647
2017-2018	\$ 5,561,647	3.69%	1.0369	1.16%	1.0116	1.0489	\$ 5,833,767
2018-2019	\$ 5,833,767	3.67%	1.0367	0.95%	1.0095	1.0465	\$ 6,105,321
2019-2020	\$ 6,105,321	3.85%	1.0385	0.90%	1.0090	1.0478	\$ 6,397,439
2020-2021	\$ 6,397,439	3.73%	1.0373	0.51%	1.0051	1.0426	\$ 6,669,907
2021-2022	\$ 6,669,907	5.73%	1.0573	0.17%	1.0017	1.0591	\$ 7,064,081
2022-2023	\$ 7,064,081	7.55%	1.0755	0.14%	1.0014	1.0770	\$ 7,608,056



Gavin Newsom ■ Governor

1021 O Street, Suite 3110 ■ Sacramento CA 95814 ■ www.dof.ca.gov

Dear Fiscal Officer:

Subject: Price Factor and Population Information

Appropriations Limit

California Revenue and Taxation Code section 2227 requires the Department of Finance to transmit an estimate of the percentage change in population to local governments. Each local jurisdiction must use their percentage change in population factor for January 1, 2022, in conjunction with a change in the cost of living, or price factor, to calculate their appropriations limit for fiscal year 2022-23. Attachment A provides the change in California's per capita personal income and an example for utilizing the price factor and population percentage change factor to calculate the 2022-23 appropriations limit. Attachment B provides the city and unincorporated county population percentage change. Attachment C provides the population percentage change for counties and their summed incorporated areas. The population percentage change data excludes federal and state institutionalized populations and military populations.

Population Percent Change for Special Districts

Some special districts must establish an annual appropriations limit. California Revenue and Taxation Code section 2228 provides additional information regarding the appropriations limit. Article XIII B, section 9(C) of the California Constitution exempts certain special districts from the appropriations limit calculation mandate. The code section and the California Constitution can be accessed at the following website: <http://leginfo.ca.gov/faces/codes.xhtml>.

Special districts required by law to calculate their appropriations limit must present the calculation as part of their annual audit. Any questions special districts have on this requirement should be directed to their county, district legal counsel, or the law itself. No state agency reviews the local appropriations limits.

Population Certification

The population certification program applies only to cities and counties. California Revenue and Taxation Code section 11005.6 mandates Finance to automatically certify any population estimate that exceeds the current certified population with the State Controller's Office. **Finance will certify the higher estimate to the State Controller by June 1, 2022.**

Please Note: The prior year's city population estimates may be revised. The per capita personal income change is based on historical data.

If you have any questions regarding this data, please contact the Demographic Research Unit at (916) 323-4086.

KEELY MARTIN BOSLER
Director
By:

ERIKA LI
Chief Deputy Director

Attachment

- A. **Price Factor:** Article XIII B specifies that local jurisdictions select their cost of living factor to compute their appropriation limit by a vote of their governing body. The cost of living factor provided here is per capita personal income. If the percentage change in per capita personal income is selected, the percentage change to be used in setting the fiscal year 2022-23 appropriation limit is:

Per Capita Personal Income

Fiscal Year (FY)	Percentage change over prior year
2022-23	7.55

- B. Following is an example using sample population change and the change in California per capita personal income as growth factors in computing a 2022-23 appropriation limit.

2022-23:

Per Capita Cost of Living Change = 7.55 percent
Population Change = -0.30 percent

Per Capita Cost of Living converted to a ratio: $\frac{7.55 + 100}{100} = 1.0755$

Population converted to a ratio: $\frac{-0.30 + 100}{100} = 0.997$

Calculation of factor for FY 2022-23: $1.0755 \times 0.997 = 1.0723$

Fiscal Year 2022-23

Attachment B
Annual Percent Change in Population Minus Exclusions*
January 1, 2021 to January 1, 2022 and Total Population, January 1, 2022

County City	<u>Percent Change</u>	<u>--- Population Minus Exclusions ---</u>		<u>Total</u> <u>Population</u>
	2021-2022	1-1-21	1-1-22	1-1-2022
San Bernardino				
Adelanto	-0.58	36,569	36,357	36,357
Apple Valley	-0.70	76,160	75,628	75,628
Barstow	-0.56	24,996	24,855	25,202
Big Bear Lake	-0.26	5,054	5,041	5,041
Chino	1.75	86,713	88,228	91,998
Chino Hills	-0.60	78,437	77,964	77,964
Colton	-0.44	53,853	53,617	53,617
Fontana	1.39	209,889	212,809	212,809
Grand Terrace	-0.68	13,131	13,042	13,042
Hesperia	0.10	100,225	100,324	100,324
Highland	-0.65	56,915	56,546	56,546
Loma Linda	0.18	25,269	25,314	25,349
Montclair	-0.54	38,052	37,846	37,846
Needles	-0.79	4,915	4,876	4,876
Ontario	1.60	176,689	179,516	179,516
Rancho Cucamonga	0.00	174,484	174,476	174,476
Redlands	-0.48	72,933	72,585	72,585
Rialto	-0.09	104,050	103,954	103,954
San Bernardino	-0.55	220,768	219,544	220,840
Twentynine Palms	-0.77	15,895	15,772	27,685
Upland	0.31	78,891	79,139	79,139
Victorville	0.82	131,522	132,597	136,561
Yucaipa	-0.61	54,830	54,494	54,494
Yucca Valley	-0.15	21,846	21,813	21,813
Unincorporated	-0.46	292,872	291,532	300,003
County Total	0.14	2,154,958	2,157,869	2,187,665

*Exclusions include residents on federal military installations and group quarters residents in state mental institutions, state and federal correctional institutions and veteran homes.