

Crestline Sanitation District Annual Report



Ground Breaking Ceremony
2021

CRESTLINE SANITATION DISTRICT ANNUAL REPORT

Table of Contents

Treatment Plant Effluent Monitoring	Page
District Summation	4
Treatment Facility Total Volume Flows	5
Treatment Facility Maximum Instantaneous Flow Rates	6
Treatment Facility Average Flow Rates	7
Graph - Total Volume Flows	8
Graph - Maximum Instantaneous Flow Rates	9
Graph - Average Flow Rates	10
Effluent Monitoring - Treatment Facility	11
Graph - Treatment Facility - Total Coliform	12
Graph - Treatment Facility - Chlorine Residual	13
Effluent Monitoring - Final Discharge	
District Final Effluent - Lab Monitoring Data (Monthly Data)	14
District Final Effluent - Lab Monitoring Data (Semiannual & Annual Data)	15
Graph - District Final Effluent (Total Coliform)	16
Graph - District Final Effluent (Chlorine Residual)	17
Graph - District Final Effluent (Settleable Solids)	18
Graph - District Final Effluent (Dissolved Oxygen)	19
Graph - District Final Effluent (pH)	20
Graph - District Final Effluent (BOD)	21
Graph - District Final Effluent (COD)	22
Graph - District Final Effluent (MBAS)	23
Graph - District Final Effluent (Oil & Grease)	24
Graph - District Final Effluent (TKN)	25
Graph - District Final Effluent (NO3-N)	26
Graph - District Final Effluent (NH3-N)	27
Graph - District Final Effluent (TDS)	28
Graph - District Final Effluent (Chloride)	29
Graph - District Final Effluent (Sodium)	30
Graph - District Final Effluent (Sulfate)	31
Graph - District Final Effluent (Boron)	32
Graph - District Final Effluent (Fluoride)	33
Sludge Monitoring	
Sludge Generation and Disposal Data	34
Graph - Sludge Generation per month	35
Discharge Site - Ground Water Monitoring Wells	
Monitoring Wells Site Map	36
Monitoring Well 1 - Lab Data (Background Well)	37
Monitoring Well 2 - Lab Data	38
Monitoring Well 3 - Lab Data	39
Monitoring Well 4 - Lab Data	40
Monitoring Wells - Lab Data (Annual Testing)	41

Discharge Site - Ground Water Monitoring Wells (con's)		
Graph - All Monitoring Wells - Results (Sulfate)		42
Graph - All Monitoring Wells - Results (Sodium)		43
Graph - All Monitoring Wells - Results (MBAS)		44
Graph - All Monitoring Wells - Results (Chloride)		45
Graph - All Monitoring Wells - Results (TDS)		46
Graph - All Monitoring Wells - Results (TKN)		47
Graph - All Monitoring Wells - Results (NH3-N)		48
Graph - All Monitoring Wells - Results (NO3-N)		49
Graph - All Monitoring Wells - Results (Ground Water Level)		50
Supply Water Monitoring		
Report - Supply Water Samples - March		51
Graph - Supply Water Samples - March		52
Report - Supply Water Samples - September		53
Graph - Supply Water Samples - September		54
Violations		
Final Effluent Disposal Site Constituent Violations		55
Graph – Constituent Violations		56
Treatment Facility Flow Violations		57
Graph - Total Volume Flow Violations		58
Graph – Instantaneous Flow Violations		59
TKN, NO3-N, NH3-N		
3 Year Comparison Chart		60
3 Year Comparison Graph		61
Appendix		
Final Discharge Monitoring (Annual Samples)	Appendix "A"	
Discharge Site - Ground Water Monitoring Wells (Annual Samples)	Appendix "B"	

**Crestline Sanitation District
Annual Report
Summation
2021**

Crestline Sanitation District collected, treated, and discharged 198.4 million gallons of wastewater in 2021. We had a total of 5 flow violations in 2021 in which all 5 were 24 hour violations. These violations were due to storm events which occurred in December of 2021 in which the District received 21.55 inches of rain out of the annual rainfall of 39.99 inches.

Throughout 2021 the Districts' Maintenance Crew systematically televised 6.3 miles of pipe. During 2021 the District Hydroed 20.9 miles of pipeline exceeding the Sanitary Sewer Management Plan (SSMP) mark of 15.2 miles for the year.

In 2021, The District with the help of Dudek Engineering & Environmental services received the SFR funding to begin construction on the upgrades and deficiencies identified by the Districts Master Plan.

CSD issued the notices of Award to Dudek Engineering & Environmental services, for the engineering on the Huston Creek construction project as well as Web and Associates for the Construction Management for this project.

Over the course of the Summer the CSD maintenance crew focused on raising manholes to grade. The District was able to raise 83 manholes to grade.

An Annual Audit of the District was performed in 2021 by Smith Marion & CO. This accounting firm did a thorough job finding Crestline Sanitation's records to be well prepared, which allowed the audit to be completed in a timely manner and concluded with no findings.

CRESTLINE SANITATION DISTRICT
ANNUAL REPORT
Treatment Facility Total Volume Flows

YEAR: **2021**

Site	Huston Plant	Seeley Plant	Cleghorn Plant	Las Flores	Las Flores Ponds	
Readings	daily	daily	daily	daily	daily	monthly
Violations						
Design limits	0.7 mg/d design	0.5 mg/d design	0.2 mg/d design			
	total volume month	total volume month	total volume month	total volume to irrigation	total volume to ponds	free board
All flow rates in million gallons						feet
	Huston Creek	Seeley Creek	Cleghorn	District Effluent	District Effluent	Flow to ponds
JANUARY	12.71	5.53	0.100	16.74	0.00	empty
FEBRUARY	12.85	6.64	0.090	18.33	0.00	empty
MARCH	14.23	7.07	0.108	20.21	0.00	empty
APRIL	11.72	5.72	0.165	16.30	0.00	empty
MAY	11.37	5.11	0.295	15.99	0.00	empty
JUNE	10.36	4.62	0.470	14.97	0.00	empty
JULY	10.91	4.00	0.850	15.65	0.00	empty
AUGUST	10.43	3.13	0.666	14.35	0.00	empty
SEPTEMBER	10.11	3.03	0.666	13.09	0.00	empty
OCTOBER	11.19	3.62	0.023	14.12	0.00	empty
NOVEMBER	11.00	3.54	0.010	14.47	0.00	empty
DECEMBER	15.75	7.34	0.182	24.19	0.00	empty
2021 Treatment Facility Total Volume Flow						
Totals	142.63	59.35	3.63	198.40	0.00	

* Las Flores Total flows are represented by the addition of the Huston Creek, Seeley Creek, Cleghorn and Pilot Rock plant flow as measured as the flow discharges to the district outfall.

CRESTLINE SANITATION DISTRICT

ANNUAL REPORT

Treatment Facility Maximum Instantaneous Flow Rates

Year: **2021**

Site	Huston Creek	Seeley Creek	Cleghorn	Las Flores	Las Flores
Reading	daily	daily	daily	daily	daily
Violations					
Design limits	2.5 mg maximum	1.0 mg maximum	0.4 mg maximum		
	max flow rate month	max flow rate month	max flow rate month	max flow rate month	max flow rate month
All flow rates in million gallons					
	Huston	Seeley	Cleghorn	District Effluent	Flow to ponds
JANUARY	0.630	0.355	0.100	0.960	empty
FEBRUARY	0.810	0.665	0.050	1.060	empty
MARCH	0.750	0.410	0.040	1.160	empty
APRIL	0.610	0.375	0.085	1.020	empty
MAY	0.580	0.345	0.080	0.940	empty
JUNE	0.530	0.330	0.060	0.860	empty
JULY	0.600	0.300	0.210	0.980	empty
AUGUST	0.582	0.280	0.100	0.880	empty
SEPTEMBER	0.580	0.280	0.100	0.860	empty
OCTOBER	0.810	0.375	0.340	1.400	empty
NOVEMBER	0.660	0.285	0.015	0.940	empty
DECEMBER	1.410	0.765	0.080	2.911	empty
2021 Treatment Facility Maximum Instantaneous Flow Rate					
Maximum	1.410	0.765	0.340	2.911	

CRESTLINE SANITATION DISTRICT

ANNUAL REPORT

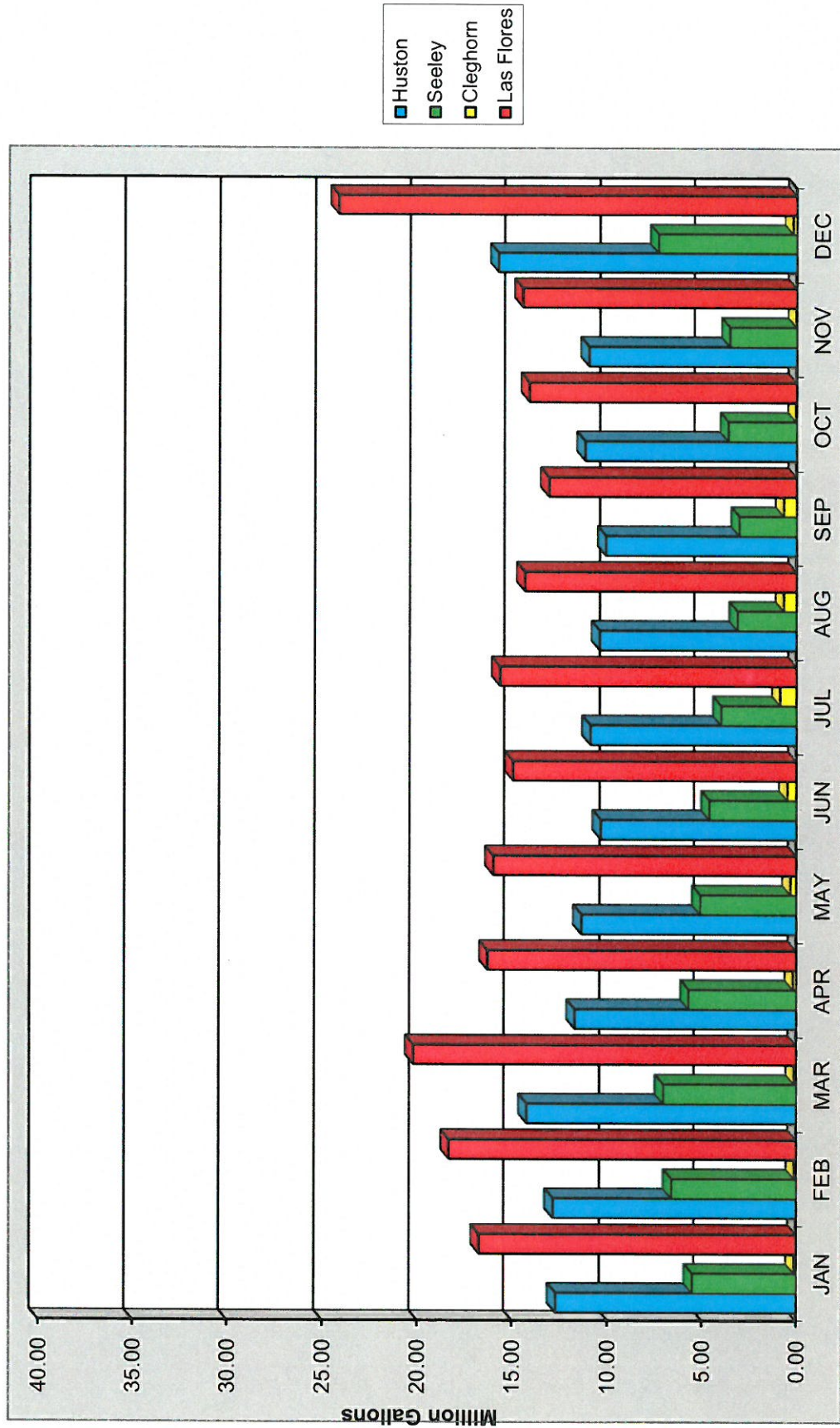
Treatment Facility Average Flow Rates

Year: **2021**

Site	Huston Creek	Seeley Creek	Cleghorn	Las Flores	Las Flores
Readings	daily	daily	daily	daily	daily
Violations					
Design limits	0.7 mg/d average	0.5 mg/d average	0.2 mg/d average		
	average flow month	average flow month	average flow month	average flow month	average flow month
All flows in million gallons per day					
	Huston	Seeley	Cleghorn	District Effluent	Flow to ponds
JANUARY	0.410	0.178	0.003	0.540	empty
FEBRUARY	0.459	0.237	0.003	0.655	empty
MARCH	0.459	0.228	0.003	0.652	empty
APRIL	0.391	0.191	0.006	0.543	empty
MAY	0.367	0.165	0.010	0.516	empty
JUNE	0.345	0.154	0.016	0.499	empty
JULY	0.352	0.129	0.027	0.505	empty
AUGUST	0.336	0.101	0.021	0.463	empty
SEPTEMBER	0.337	0.101	0.022	0.422	empty
OCTOBER	0.361	0.117	0.001	0.455	empty
NOVEMBER	0.367	0.118	0.000	0.467	empty
DECEMBER	0.508	0.237	0.006	0.780	empty
2021 Treatment Facility Average Flow Rate					
Average	0.391	0.163	0.010	0.541	


CRESTLINE SANITATION DISTRICT

Treatment Facility Total Volume Flows - 2021




CRESTLINE SANITATION DISTRICT

Treatment Facility Maximum Instantaneous Flow Rate - 2021



CRESTLINE SANITATION DISTRICT
 Treatment Facility Average Flow Rates - 2021



CRESTLINE SANITATION DISTRICT
ANNUAL REPORT
Effluent Monitoring - Treatment Facilities
Monthly Median / Averages

Year: 2021

Site	Huston Creek				Seeley Creek				Cleghorn								
	Sample	Frequency	Requirement	Purpose	Disinfected Final Effluent	2 / week	23 / 100 ml *	D	Disinfected Final Effluent	2 / week	23 / 100 ml *	D	Disinfected Final Effluent	2 / week	23 / 100 ml *	D	
Violations																	
Test					Chlorine Residual	Total Coliform	MPN	mg/l	Chlorine Residual	Total Coliform	MPN	mg/l	Chlorine Residual	Total Coliform	MPN	mg/l	
month																	
JANUARY					15.1	2	2	6.4	2	2	6.4	2	10.1	2	2	10.1	
FEBRUARY					16.2	2	2	8.0	2	2	8.0	2	11.4	2	2	11.4	
MARCH					11.8	2	2	6.2	2	2	6.2	2	10.7	2	2	10.7	
APRIL					9.8	2	2	6.0	2	2	6.0	2	9.9	2	2	9.9	
MAY					13.4	2	2	9.1	2	2	9.1	2	8.5	2	2	8.5	
JUNE					14.7	2	2	8.2	2	2	8.2	2	7.5	2	2	7.5	
JULY					15.9	2	2	7.4	2	2	7.4	2	7.4	2	2	7.4	
AUGUST					14.9	2	2	10.0	2	2	10.0	2	10.3	2	2	10.3	
SEPTEMBER					16.1	2	2	8.4	2	2	8.4	2	12.6	2	2	12.6	
OCTOBER					18.0	2	2	10.3	2	2	10.3	2	10.4	2	2	10.4	
NOVEMBER					16.9	2	2	8.6	2	2	8.6	2	13.8	2	2	13.8	
DECEMBER					18.0	2	2	4.2	2	2	4.2	2	13.7	2	2	13.7	


D - Sample has Effluent / Discharge Limitations

M - Sample has Effluent Monitoring Requirements

* median does not exceed 23/100 milliliters and does not exceed 240/100 milliliters in any two consecutive samples

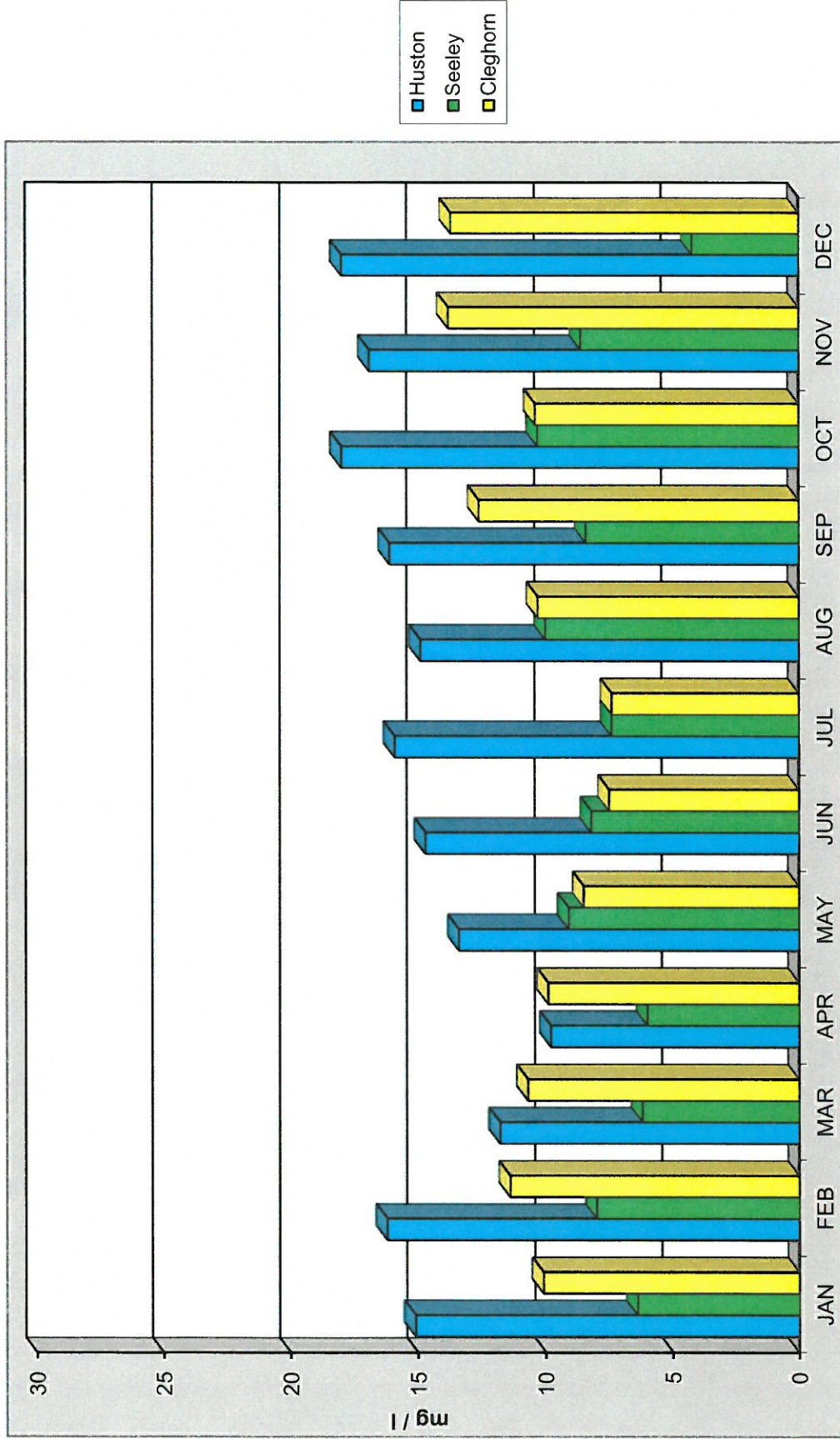
CRESTLINE SANITATION DISTRICT

Treatment Facilities - Final Effluent Total Coliform - 2021



CRESTLINE SANITATION DISTRICT

Treatment Facilities - Final Effluent Chlorine Residual - 2021



CRESTLINE SANITATION DISTRICT
ANNUAL REPORT
Effluent Monitoring
District Final Effluent - Monitoring Data
Las Flores Ranch Irrigation / Percolation

Year: 2021

Sample Frequency	Violations	2 / Week	2 / Week	Weekly	Weekly	2 / Month	2 / Month	2 / Month	2 / Month	2 / Month	Monthly	Monthly	Monthly
Sample Type				D M	D M	D M	D M	D M	D M	D M	M	M	M
Maximum			0.5 ml/l	< 9	< 9	45.0	45.0	45.0	45.0	45.0	A	A	A
Mean/Minimum				> 1.0	> 6	30.0	30.0	30.0	30.0	30.0			
Median													
Test		CL2 Res	Settleable Solids	D. O.	pH	BOD	COD	MBAS	Oil & Grease	TKN	NO3-N	NH3-N	
Units		mg/l	ml/l	mg/l	units	mg/l	mg/l	mg/l	mg/l	mg/l	mg/l	mg/l	mg/l
Month													
JANUARY		2	<0.10	9.2	7.4	23.8	111.0	ND	ND	19.00	10.80	18.40	
FEBRUARY		2	<0.10	9.6	7.4	22.0	72.0	ND	ND	15.80	15.00	11.50	
MARCH		2	<0.10	7.9	7.3	18.8	59.5	ND	ND	14.80	11.50	14.00	
APRIL		2	<0.10	8.9	7.3	25.0	89.0	ND	ND	14.50	14.00	10.40	
MAY		2	<0.10	8.4	7.3	20.8	110.5	ND	ND	14.80	9.80	14.00	
JUNE		2	<0.10	7.6	7.5	18.8	75.5	ND	ND	15.10	11.90	14.80	
JULY		2	<0.10	7.1	7.4	22.9	105.0	ND	ND	14.60	11.70	14.00	
AUGUST		2	<0.10	7.3	7.4	20.8	56.5	ND	ND	19.20	12.60	18.50	
SEPTEMBER		2	<0.10	7.3	7.4	21.7	61.0	ND	ND	15.50	10.20	14.80	
OCTOBER		2	<0.10	7.4	7.5	20.1	60.5	ND	ND	16.10	11.90	15.80	
NOVEMBER		2	<0.10	8.4	7.2	23.0	86.0	ND	ND	16.80	11.90	16.20	
DECEMBER		2	<0.10	9.0	7.4	20.7	61.5	ND	ND	15.00	10.20	14.80	
AVERAGES		4.7	<0.10	8.2	7.4	21.5	79.0	ND	ND	15.93	11.79	14.77	

D - Sample has Effluent / Discharge Limitations

M - Sample has Effluent Monitoring Requirements

A - Result not an average (only one sample collected per month)

* median does not exceed 23/100 milliliters and does not exceed 240/100 milliliters in any two consecutive samples

CRESTLINE SANITATION DISTRICT
ANNUAL REPORT
Effluent Monitoring
District Final Effluent - Monitoring Data
Las Flores Ranch Irrigation / Percolation


Year: **2021**

Sample Frequency Violations	Semiannual Testing						Annual Testing						
	M	M	M	M	M	M	M	M	M	M	M	M	
Sample Type	A	A	A	A	A	A	A	A	A	A	A	A	
Mean/Minimum													
Median													
Test	TDS	Chloride	Sodium	Sulfate	Boron	Flouride	Total Cyanides	Total Phenols	Base/Neutral/Acid Extractable Organics	Heavy Metals	Total Petroleum Hydrocarbons		
Units	mg/l	mg/l	ml/l	mg/l	mg/l	mg/l	mg/l	mg/l	ug/l	ug/l	ug/l		
Month													
JANUARY													
FEBRUARY													
MARCH	560.0	134.0	110.0	148.0	0.29	0.55							
APRIL													
MAY													
JUNE													
JULY													
AUGUST													
SEPTEMBER	725	160.0	130.0	170.0	0.46	0.21	A	A	A	A	A	A	A
OCTOBER													
NOVEMBER													
DECEMBER													

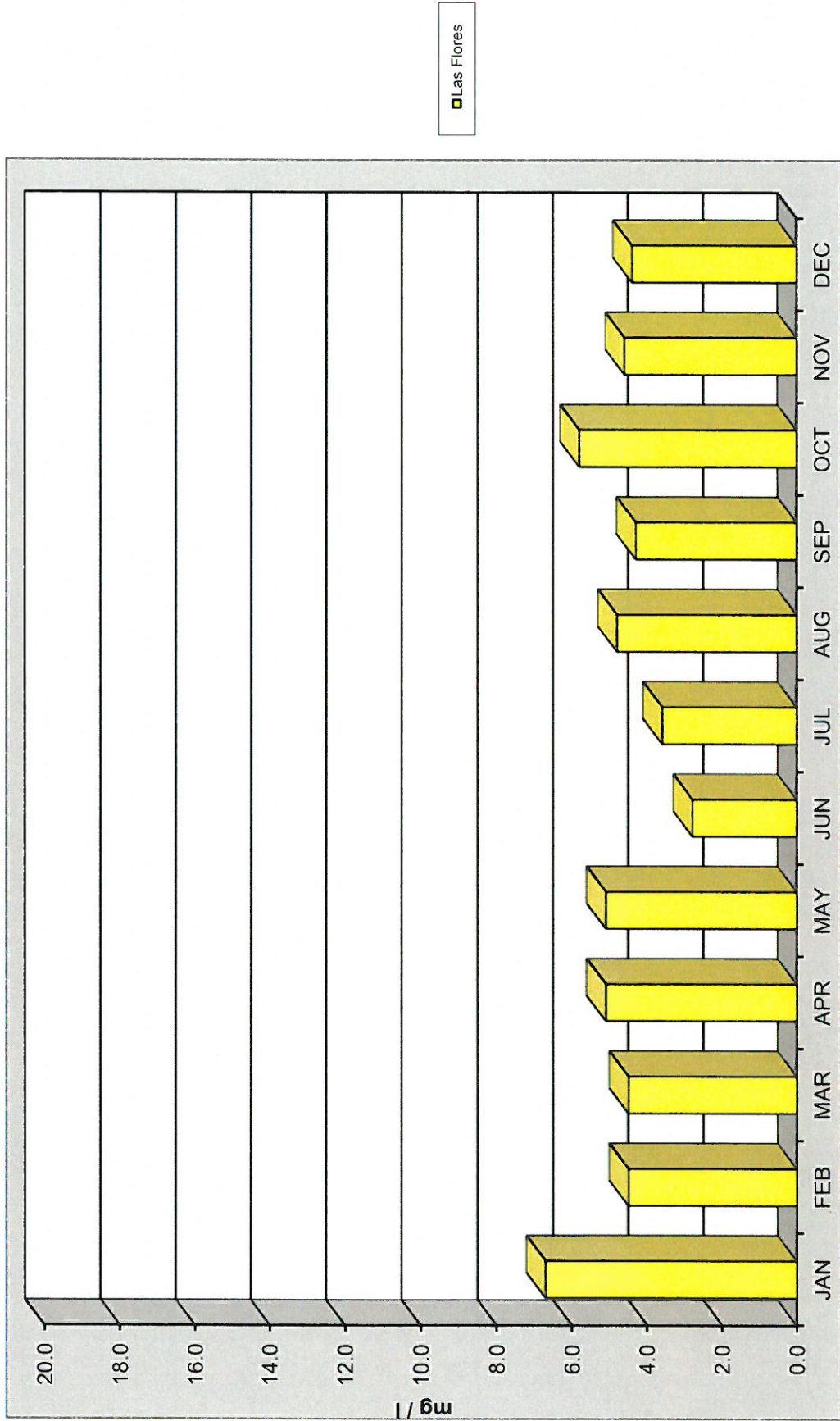
D - Sample has Effluent / Discharge Limitations M - Sample has Effluent Monitoring Requirements

A - For Sample Results see Appendix " A "


CRESTLINE SANITATION DISTRICT
District Final Effluent - Median Total Coliform - 2021



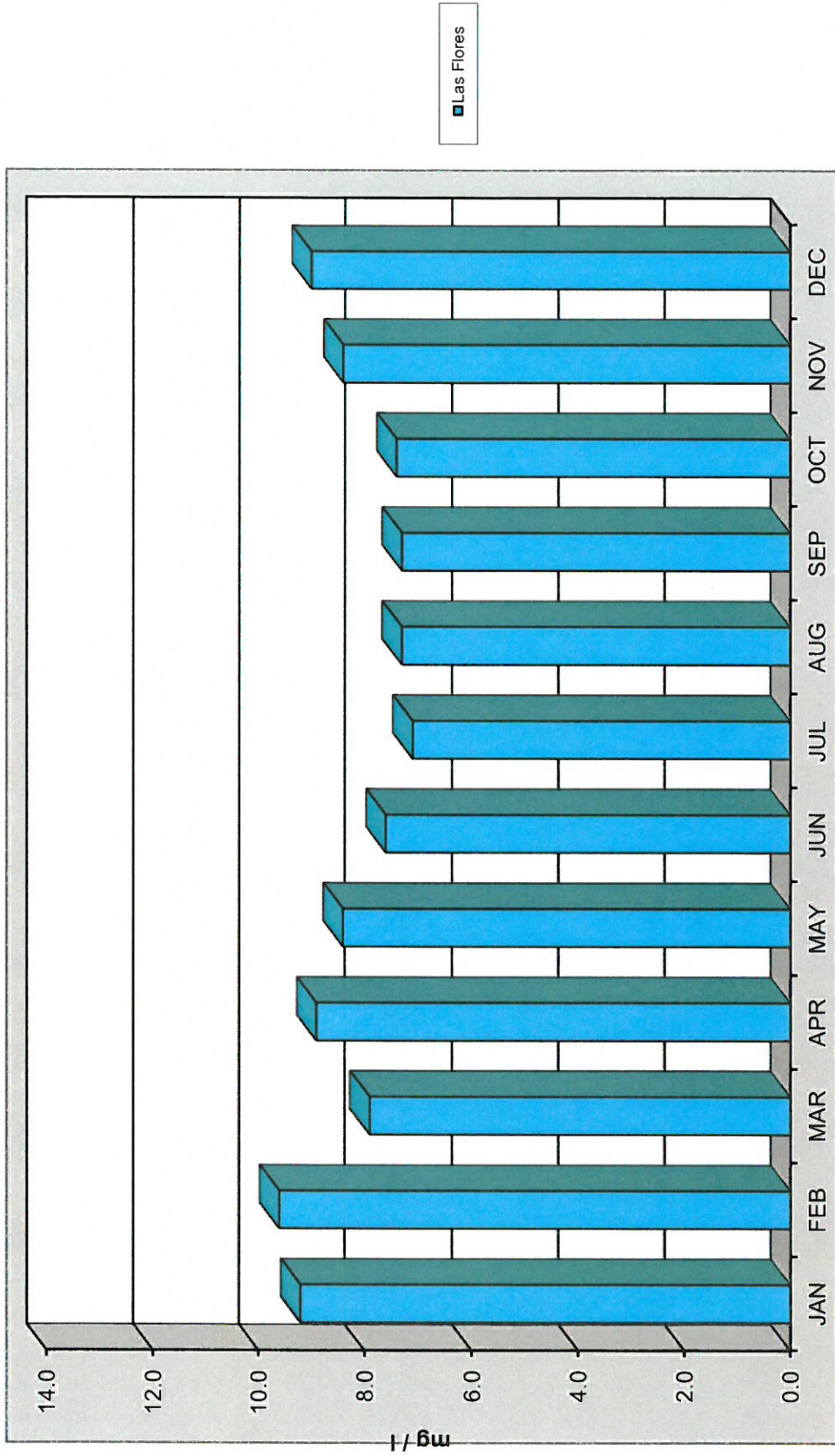
CRESTLINE SANITATION DISTRICT
District Final Effluent - Average Chlorine Residual - 2021



CRESTLINE SANITATION DISTRICT
 District Final Effluent - Average Settleable Solids - 2021

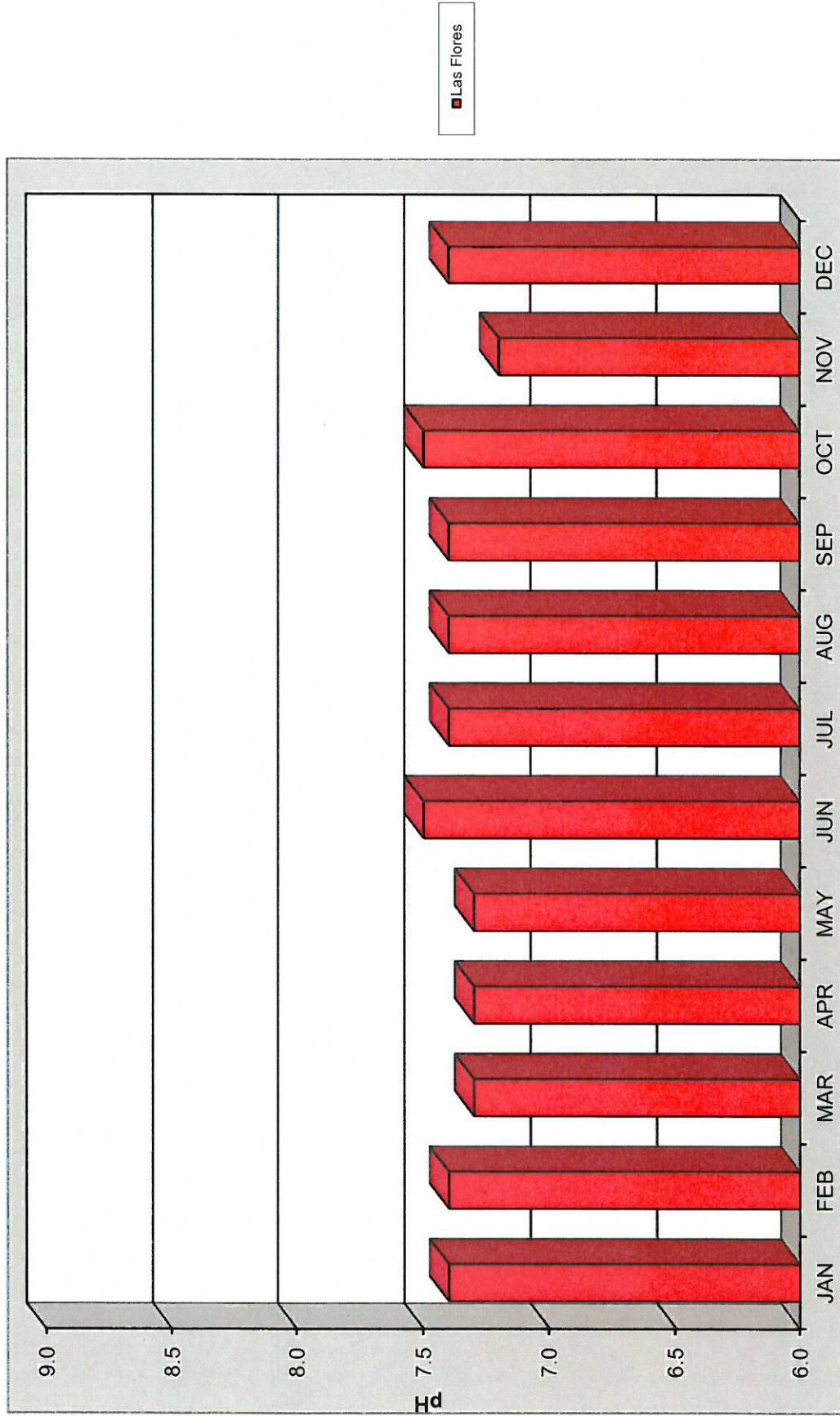


CRESTLINE SANITATION DISTRICT
District Final Effluent - Average Dissolved Oxygen - 2021

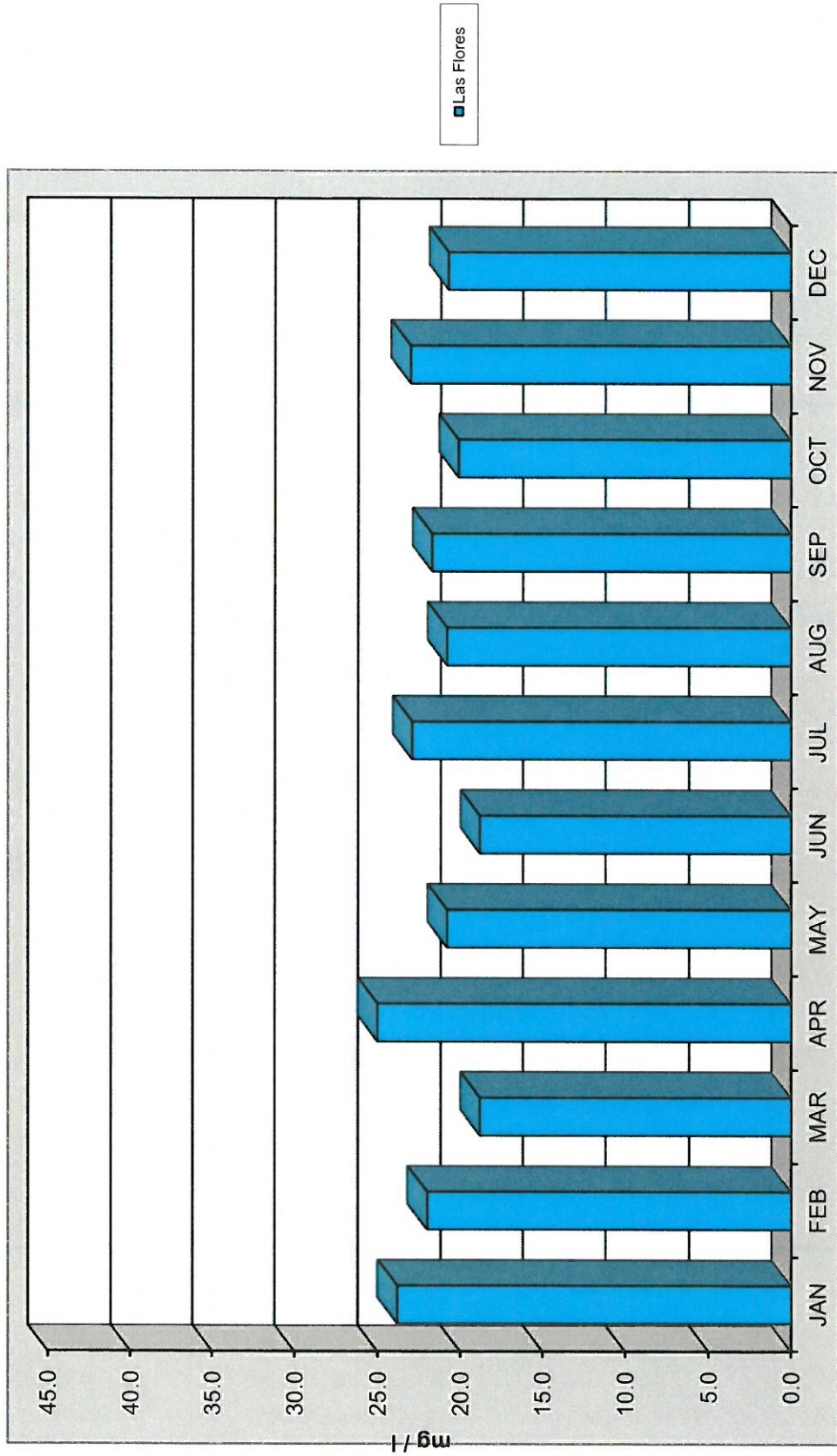


CRESTLINE SANITATION DISTRICT

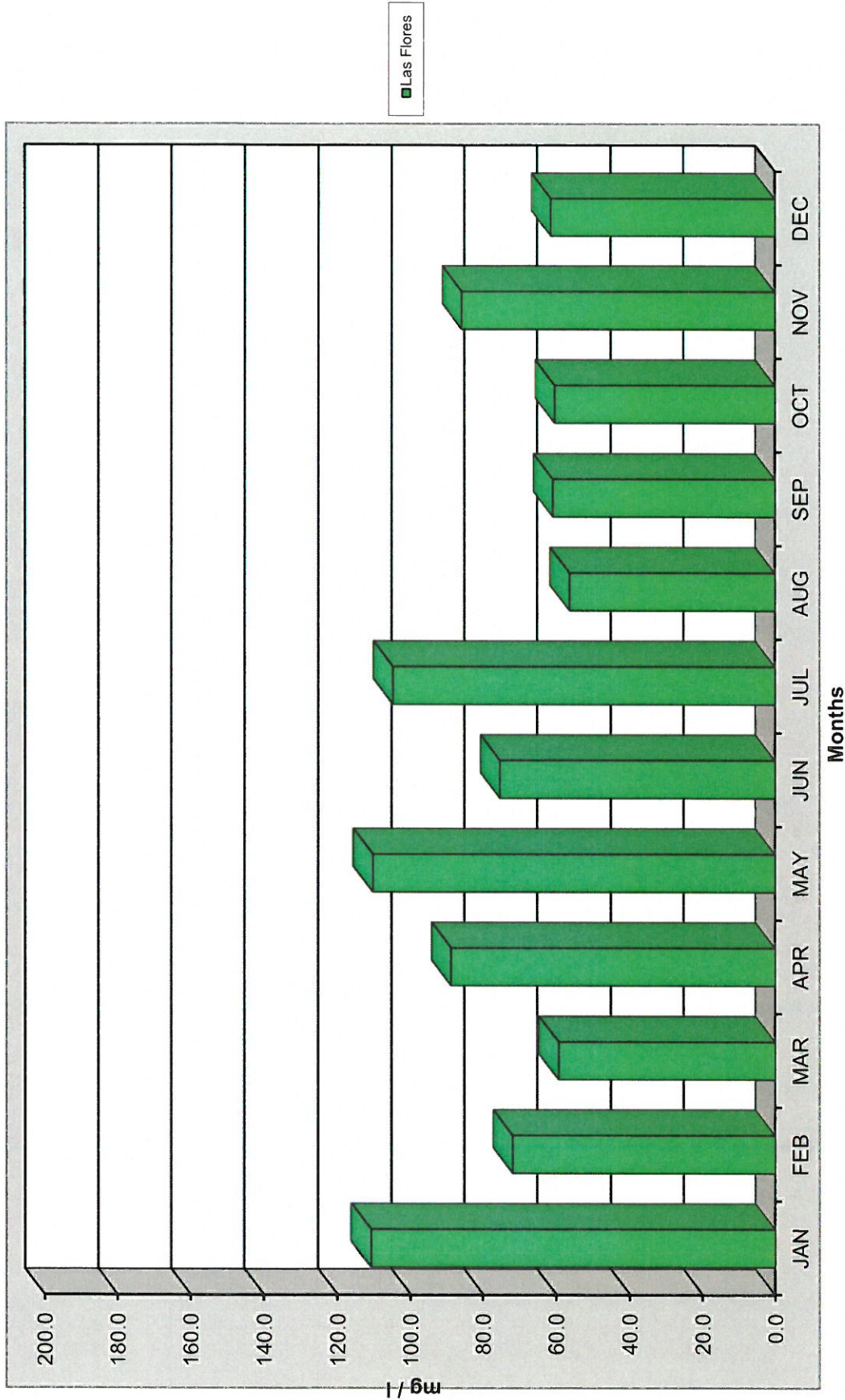
District Final Effluent - pH - 2021




CRESTLINE SANITATION DISTRICT
District Final Effluent - Average BOD - 2021




CRESTLINE SANITATION DISTRICT
District Final Effluent - Average COD - 2021



CRESTLINE SANITATION DISTRICT
District Final Effluent - Average MBAS - 2021




CRESTLINE SANITATION DISTRICT
 District Final Effluent - Average Oil & Grease - 2021




Las Flores

CRESTLINE SANITATION DISTRICT

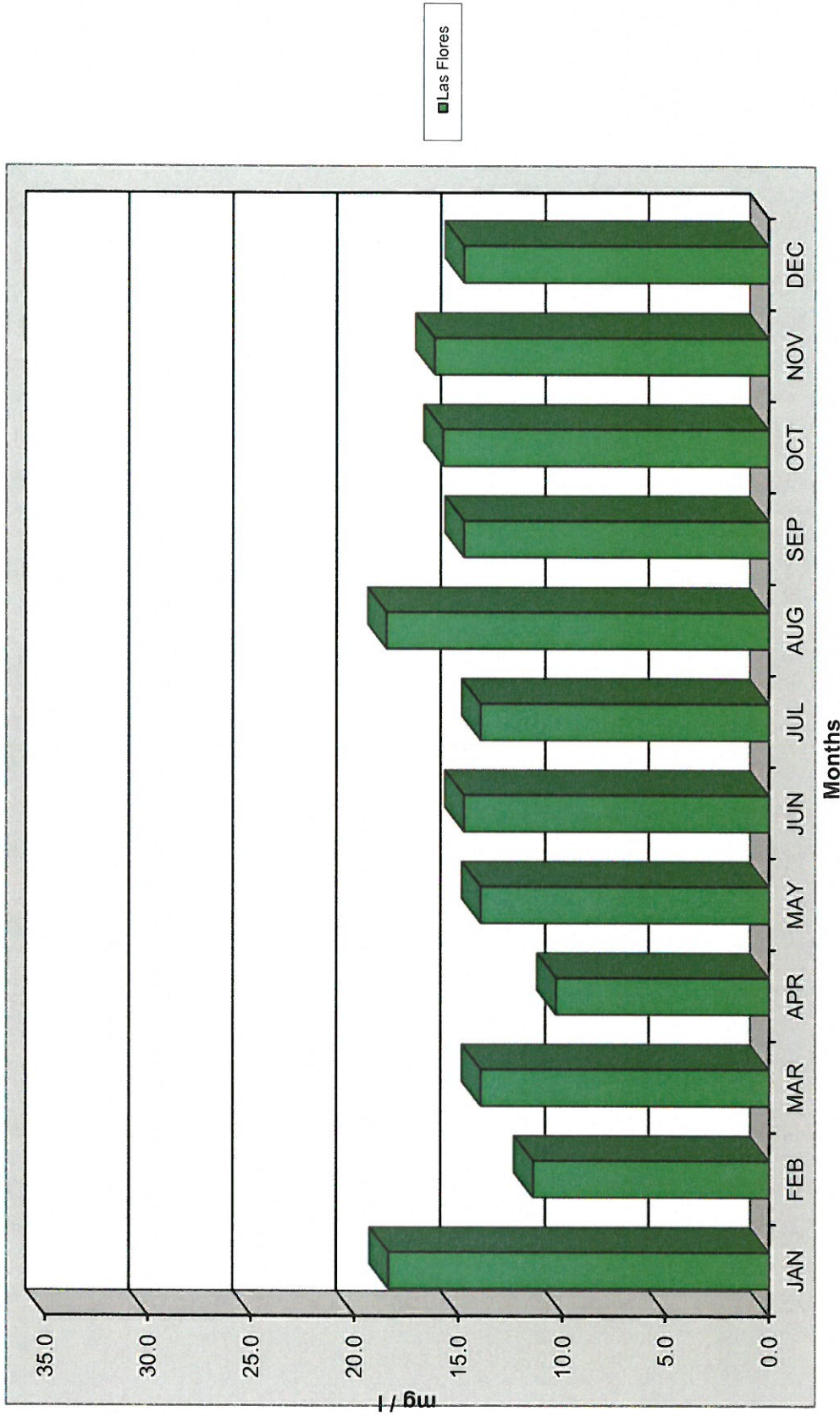
District Final Effluent - Average Kjeldahl Nitrogen - 2021



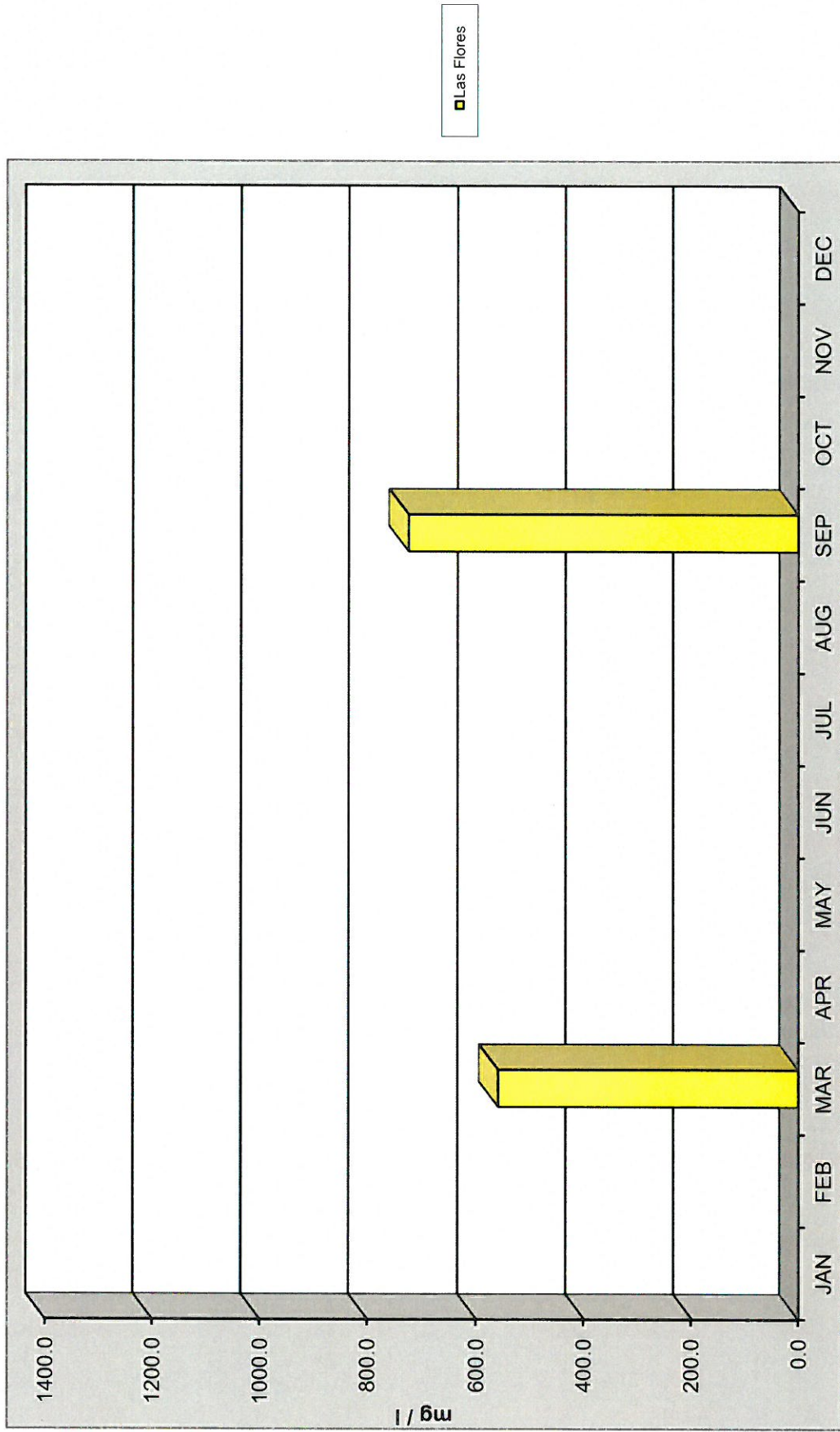
CRESTLINE SANITATION DISTRICT
District Final Effluent - Average Nitrate Nitrogen -2021



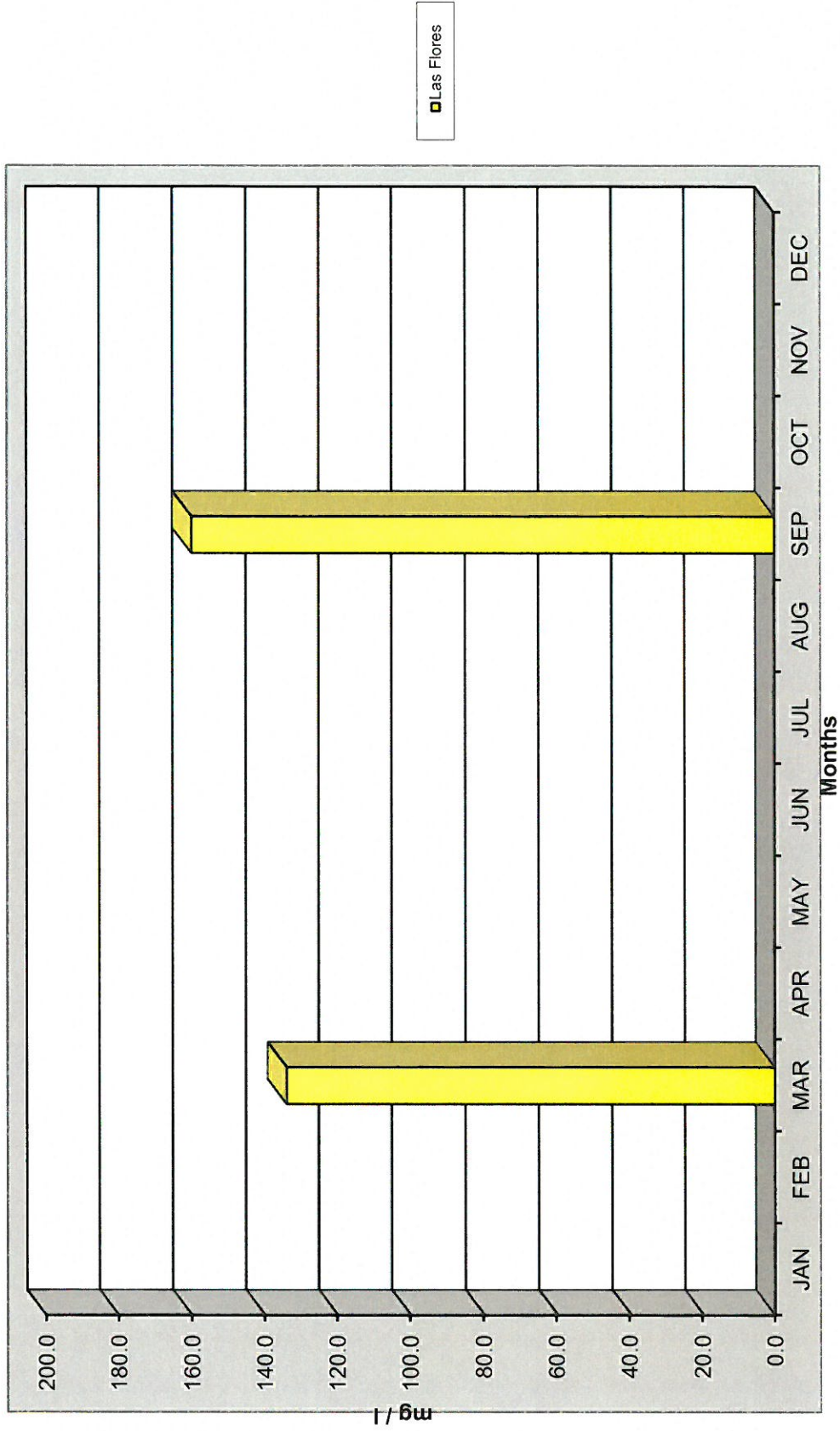
CRESTLINE SANITATION DISTRICT
District Final Effluent - Average Ammonia Nitrogen - 2021



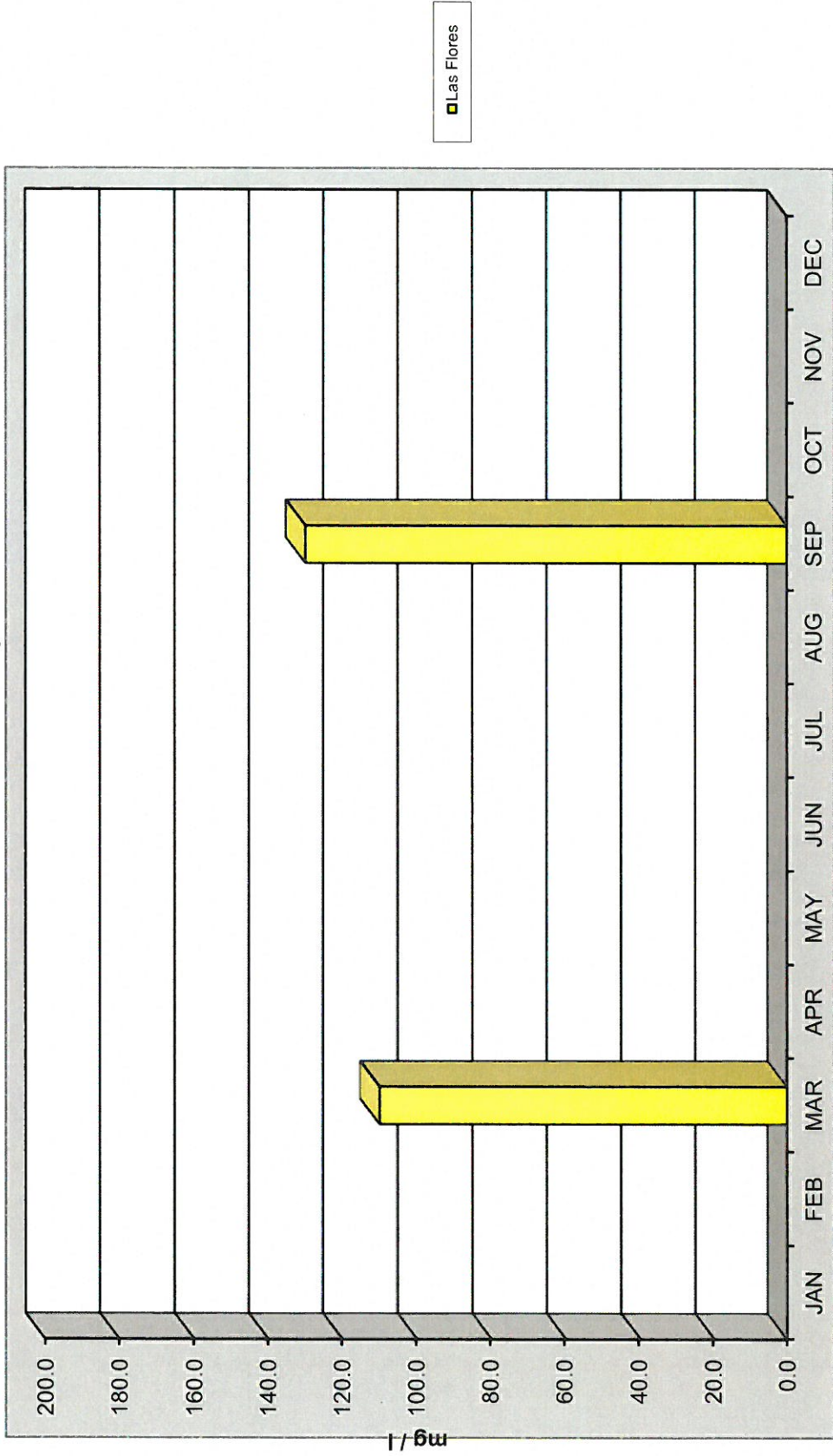
CRESTLINE SANITATION DISTRICT
District Final Effluent - Semi & Annual Testing - TDS - 2021



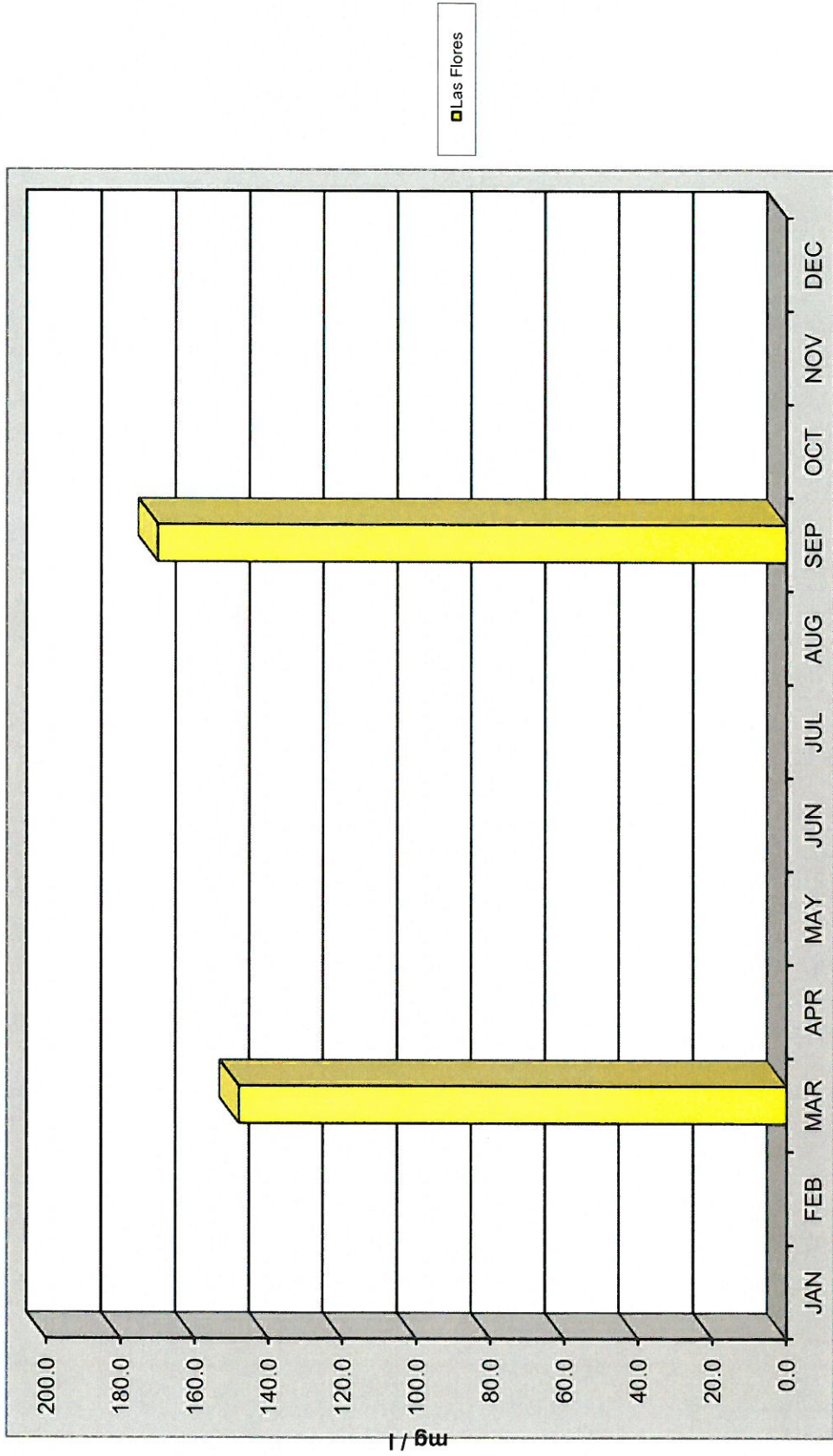
CRESTLINE SANITATION DISTRICT
 District Final Effluent - Semi & Annual Testing - Chloride - 2021



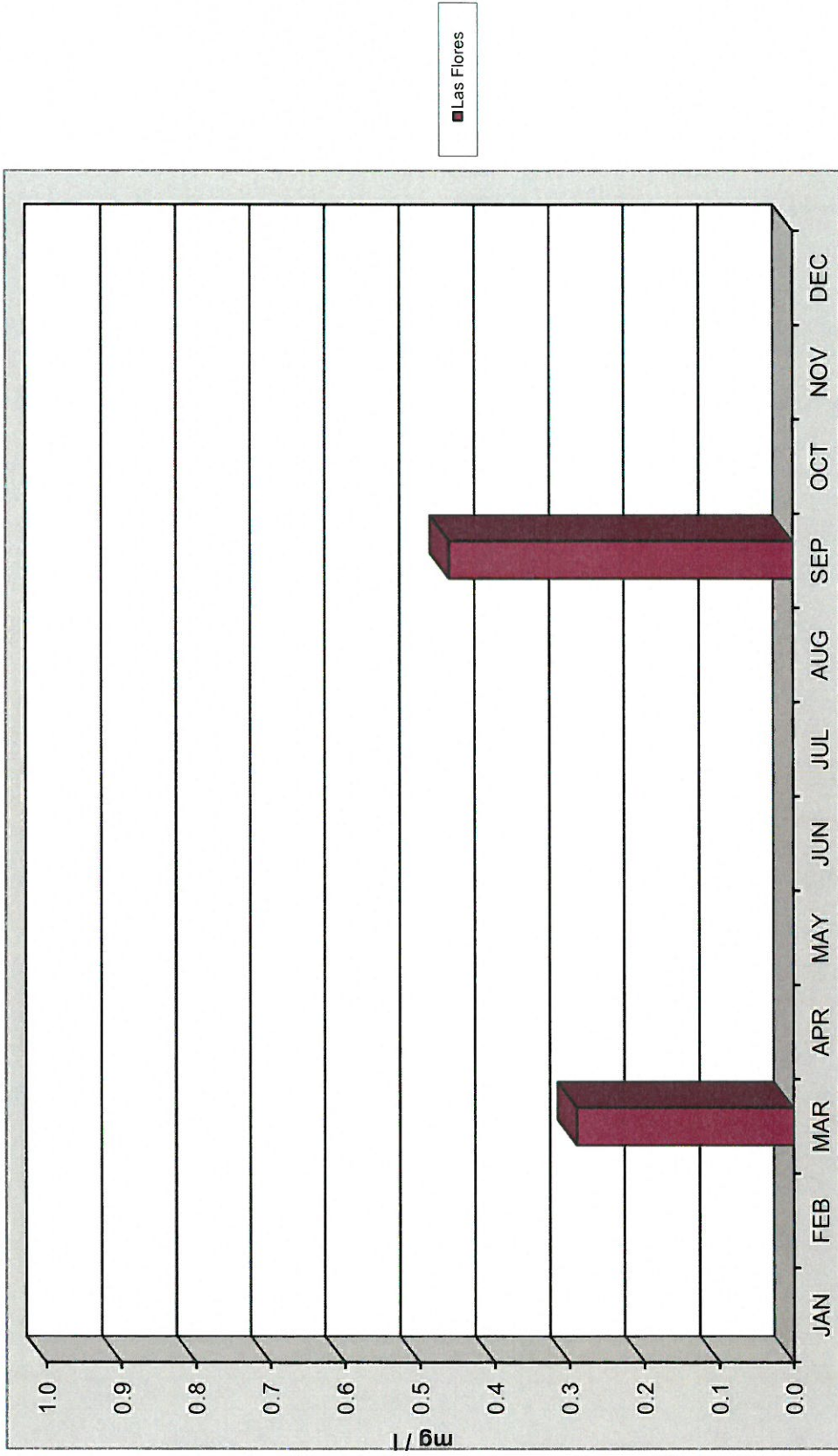
CRESTLINE SANITATION DISTRICT
 District Final Effluent - Semi & Annual Testing - Sodium - 2021




CRESTLINE SANITATION DISTRICT
District Final Effluent - Semi & Annual Testing - Sulfate - 2021



CRESTLINE SANITATION DISTRICT
 District Final Effluent - Semi & Annual Testing - Boron - 2021



CRESTLINE SANITATION DISTRICT
 District Final Effluent - Semi & Annual Testing - Flouride - 2021



**CRESTLINE SANITATION DISTRICT
ANNUAL REPORT**

Sludge Monitoring

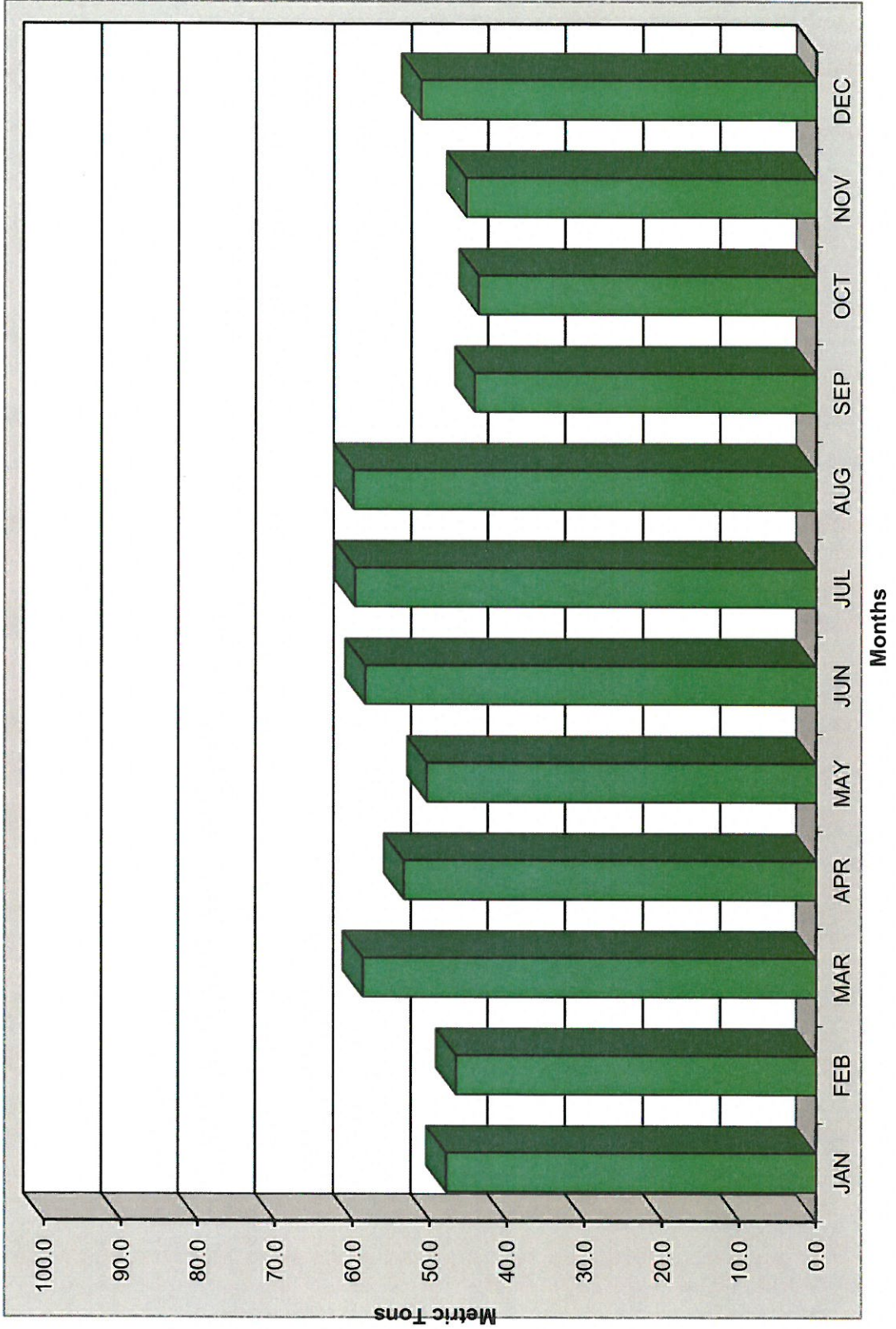
Year: 2021

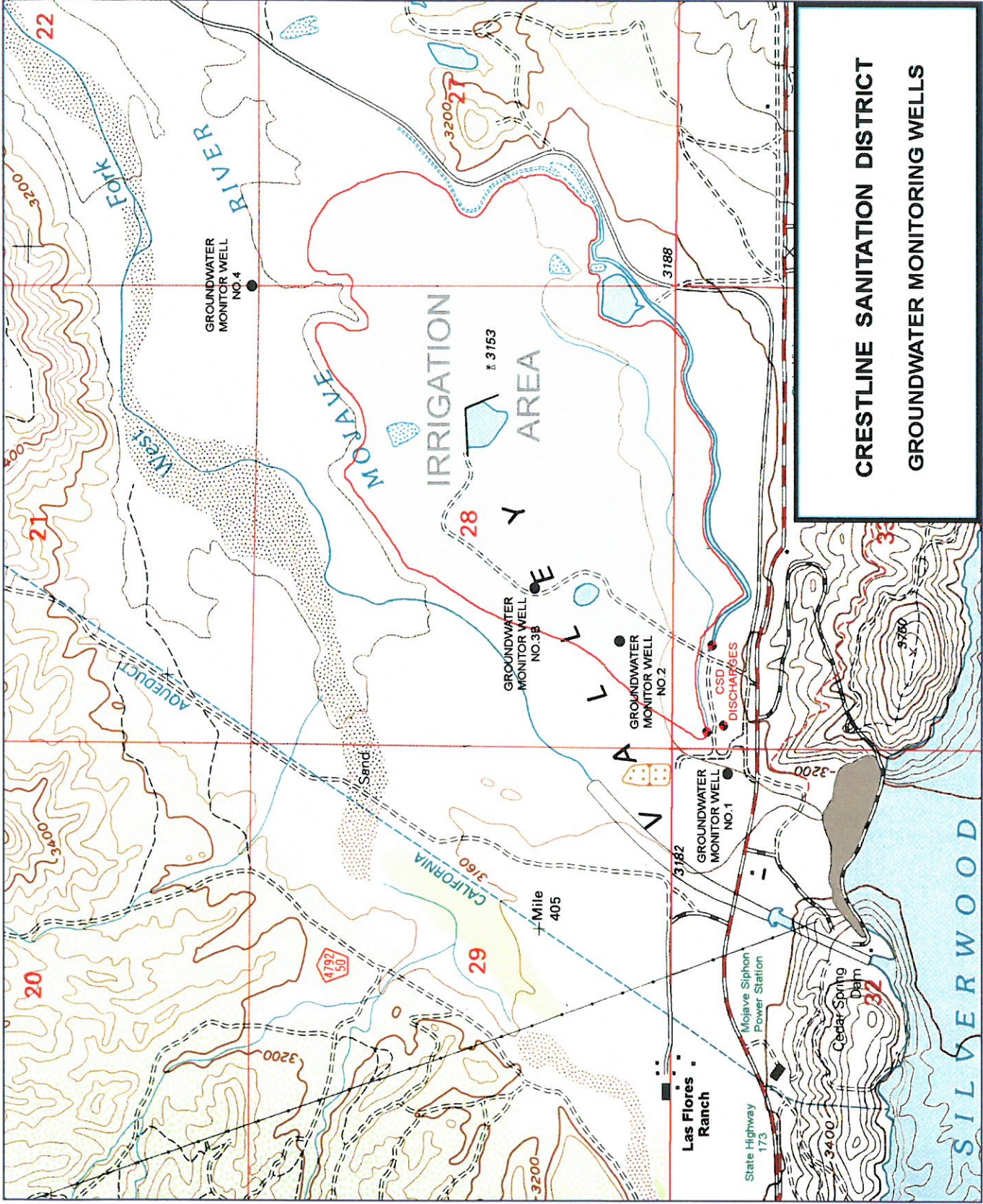
	Sludge Generated	Sludge Removed from Site	Sludge Disposal Method	Sludge Stockpiled on Site
Month				
January	48.0 tons	48.0 Tons	(a)	0.0 Tons
February	46.7 tons	46.7 Tons	(a)	0.0 Tons
March	58.8 tons	58.8 Tons	(a)	0.0 Tons
April	53.5 tons	53.5 Tons	(a)	0.0 Tons
May	50.5 tons	50.5 Tons	(a)	0.0 Tons
June	58.5 tons	58.5 Tons	(a)	0.0 Tons
July	59.8 tons	59.8 Tons	(a)	0.0 Tons
August	60.0 tons	60.0 Tons	(a)	0.0 Tons
September	44.3 tons	44.3 Tons	(a)	0.0 Tons
October	43.8 tons	43.8 Tons	(a)	0.0 Tons
November	45.4 tons	45.4 Tons	(a)	0.0 Tons
December	51.3 tons	51.3 Tons	(a)	0.0 Tons
TOTAL	620.6 tons	620.6 Tons	(a)	0.0 Tons

(a) Sludge is collected from Crestline's three treatment plants and Pilot Rock, mixed and pressed at the Huston Creek Treatment Plant. After pressing; the solids are disposed of at One Stop Landscape (13024 San Timoteo Canyon Road, Redlands, CA 92373) for composting and eventual recycling.

Note: Laboratory Analysis of the sludge is not required at this time in recognition that there are no significant industrial waste inputs to the sewer system, and because sludge sampling is required by the disposal facility that accepts the Discharger's sludge. The Regional Board may require qualitative laboratory testing of the sludge if sludge disposal practices and/or locations, as disclosed in the waste discharge requirements, are altered. (Monitoring and Reporting Program 94-57)

CRESTLINE SANITATION DISTRICT
Annual Sludge Production per Month - 2021





**CRESTLINE SANITATION DISTRICT
GROUNDWATER MONITORING WELLS**

CRESTLINE SANITATION DISTRICT
ANNUAL REPORT
Pasture Monitoring Well Number 1
Laboratory Monitoring Data

Year: **2021**

Frequency	Quarterly	Quarterly	Quarterly	Quarterly	Quarterly	Quarterly	Quarterly	Quarterly	Quarterly	
Sample Type	A	A	A	A	A	A	A	A	A	
Sample	Sulfate	Sodium	MBAS	Chloride	TDS	TKN	NH3-N	NO3-N	Water Depth	Well
Units	mg/l	mg/l	mg/l	mg/l	mg/l	mg/l	mg/l	mg/l	feet *	Number
JANUARY										
FEBRUARY										
MARCH	130.0	89.0	ND	18.8	280	0.18	0.16	1.70	3149.5	1
APRIL										
MAY										
JUNE	14.0	150.0	ND	19.6	280	0.23	0.21	1.70	3149.5	1
JULY										
AUGUST										
SEPTEMBER	129.0	85.0	ND	18.8	290	0.21	0.20	1.70	3143.9	1
OCTOBER										
NOVEMBER										
DECEMBER	138.0	88.0	ND	18.6	290	0.22	0.20	2.10	3146.9	1

A - Monitoring Requirement

* = Depth in feet from surface to groundwater

Lab results of ND (none detected) entered as 0.0 for graphing purpose

CRESTLINE SANITATION DISTRICT
Pasture Monitoring Well Number 2
Laboratory Monitoring Data

Year: **2021**

Frequency	Quarterly	Quarterly	Quarterly	Quarterly	Quarterly	Quarterly	Quarterly	Quarterly	Quarterly	
Sample Type	A	A	A	A	A	A	A	A	A	
Sample	Sulfate	Sodium	MBAS	Chloride	TDS	TKN	NH3-N	NO3-N	Water Depth	Well
Units	mg/l	mg/l	mg/l	mg/l	mg/l	mg/l	mg/l	mg/l	feet *	Number
JANUARY										
FEBRUARY										
MARCH	125.0	110.0	ND	132.0	560	0.32	0.30	7.30	3151.1	2
APRIL										
MAY										
JUNE	128.0	130.0	ND	129.0	490	0.32	0.29	7.60	3152.9	2
JULY										
AUGUST										
SEPTEMBER	100.0	75.0	ND	103.0	400	0.30	0.28	6.30	3146.7	2
OCTOBER										
NOVEMBER										
DECEMBER	91.0	80.0	ND	85.6	370	0.30	0.29	7.20	3148.2	2

A - Monitoring Requirement

* = Depth in feet from surface to groundwater

Lab results of ND (none detected) entered as 0.0 for graphing purpose

CRESTLINE SANITATION DISTRICT
ANNUAL REPORT
Pasture Monitoring Well Number 3
Laboratory Monitoring Data

Year: **2021**

Frequency	Quarterly	Quarterly	Quarterly	Quarterly	Quarterly	Quarterly	Quarterly	Quarterly	Quarterly	
Sample Type	A	A	A	A	A	A	A	A	A	
Sample	Sulfate	Sodium	MBAS	Chloride	TDS	TKN	NH3-N	NO3-N	Water Depth	Well
Units	mg/l	mg/l	mg/l	mg/l	mg/l	mg/l	mg/l	mg/l	feet *	Number
JANUARY										
FEBRUARY										
MARCH	104.0	83.0	ND	111.0	430	0.30	0.28	6.90	3148.4	3
APRIL										
MAY										
JUNE	130.0	180.0	ND	126.0	520	0.28	0.26	6.50	3145.8	3
JULY										
AUGUST										
SEPTEMBER	126.0	79.0	ND	118.0	510	0.25	0.23	6.30	3143.0	3
OCTOBER										
NOVEMBER										
DECEMBER	141.0	92.0	ND	136.0	540	0.24	0.22	6.30	3145.4	3

A - Monitoring Requirement

* = Depth in feet from surface to groundwater

Lab results of ND (none detected) entered as 0.0 for graphing purpose

CRESTLINE SANITATION DISTRICT
ANNUAL REPORT
Pasture Monitoring Well Number 4
Laboratory Monitoring Data

Year: **2021**

Frequency	Quarterly	Quarterly	Quarterly	Quarterly	Quarterly	Quarterly	Quarterly	Quarterly	Quarterly	
Sample Type	A	A	A	A	A	A	A	A	A	
Sample	Sulfate	Sodium	MBAS	Chloride	TDS	TKN	NH3-N	NO3-N	Water Depth	Well
Units	mg/l	mg/l	mg/l	mg/l	mg/l	mg/l	mg/l	mg/l	feet *	Number
JANUARY										
FEBRUARY										
MARCH	160.0	61.0	ND	130.0	600	0.33	0.31	4.80	3110.0	4
APRIL										
MAY										
JUNE	148.0	120.0	ND	114.0	550	0.33	0.31	5.60	3111.7	4
JULY										
AUGUST										
SEPTEMBER	130.0	57.0	ND	122.0	600	0.43	0.40	5.00	3106.5	4
OCTOBER										
NOVEMBER										
DECEMBER	164.0	57.0	ND	134.0	600	0.32	0.31	4.90	3109.0	4

A - Monitoring Requirement

* = Depth in feet from surface to groundwater

Lab results of ND (none detected) entered as 0.0 for graphing purpose

**CRESTLINE SANITATION DISTRICT
ANNUAL REPORT
Pasture Monitoring Wells
Laboratory Monitoring Data**

Annual Samples

2021

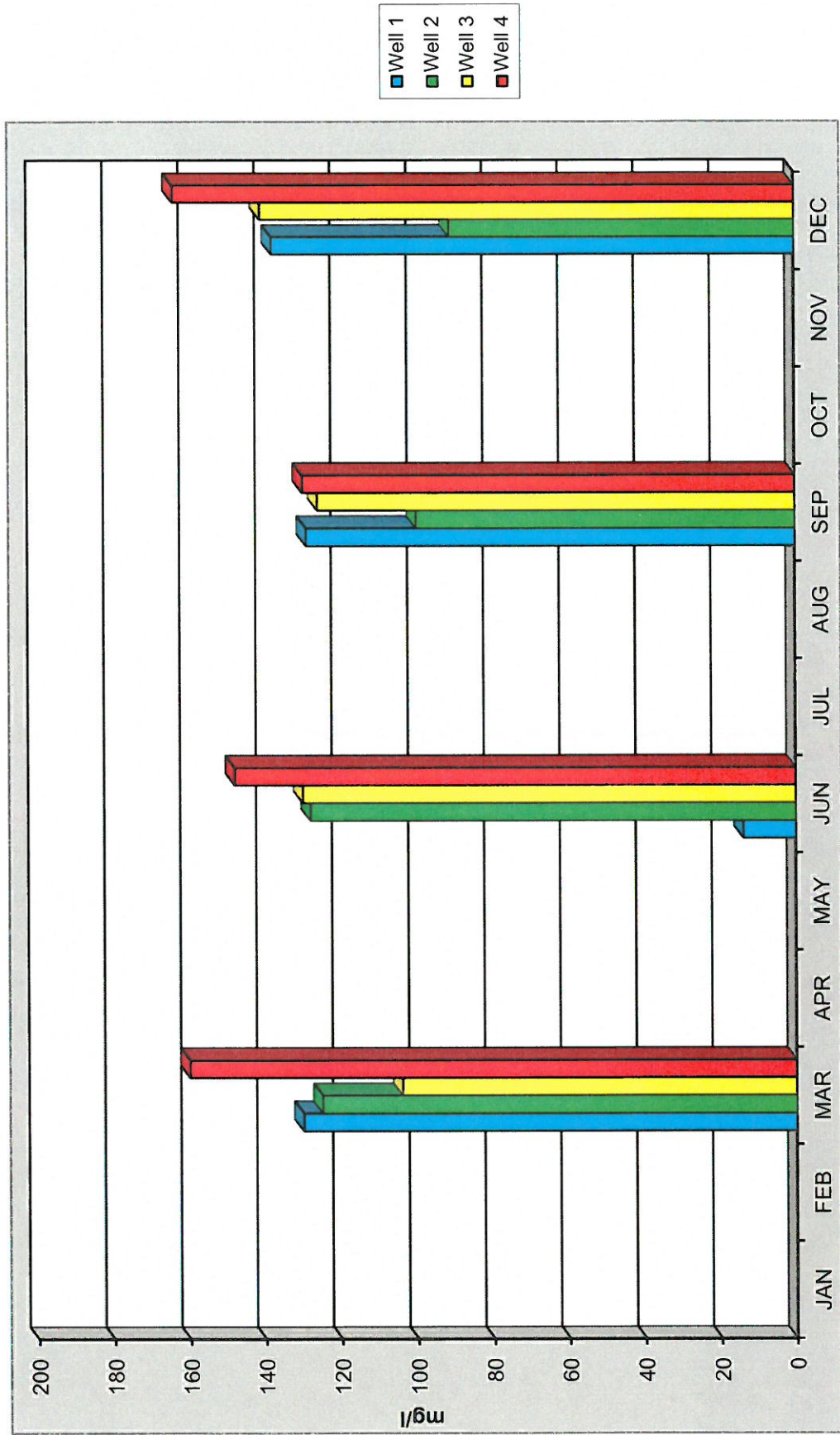
2021				
Frequency	Annual			
Sample Type	A	A	A	
Sample	Purgable Halocarbons *	Purgable Aromatics	Base/Neutral/Acid Extractable Organics	Well Number
Units	ug/l	ug/l	ug/l	
Month				
September	B	B	B	1
September	B	B	B	2
September	B	B	B	3
September	B	B	B	4

A - Monitoring Requirement

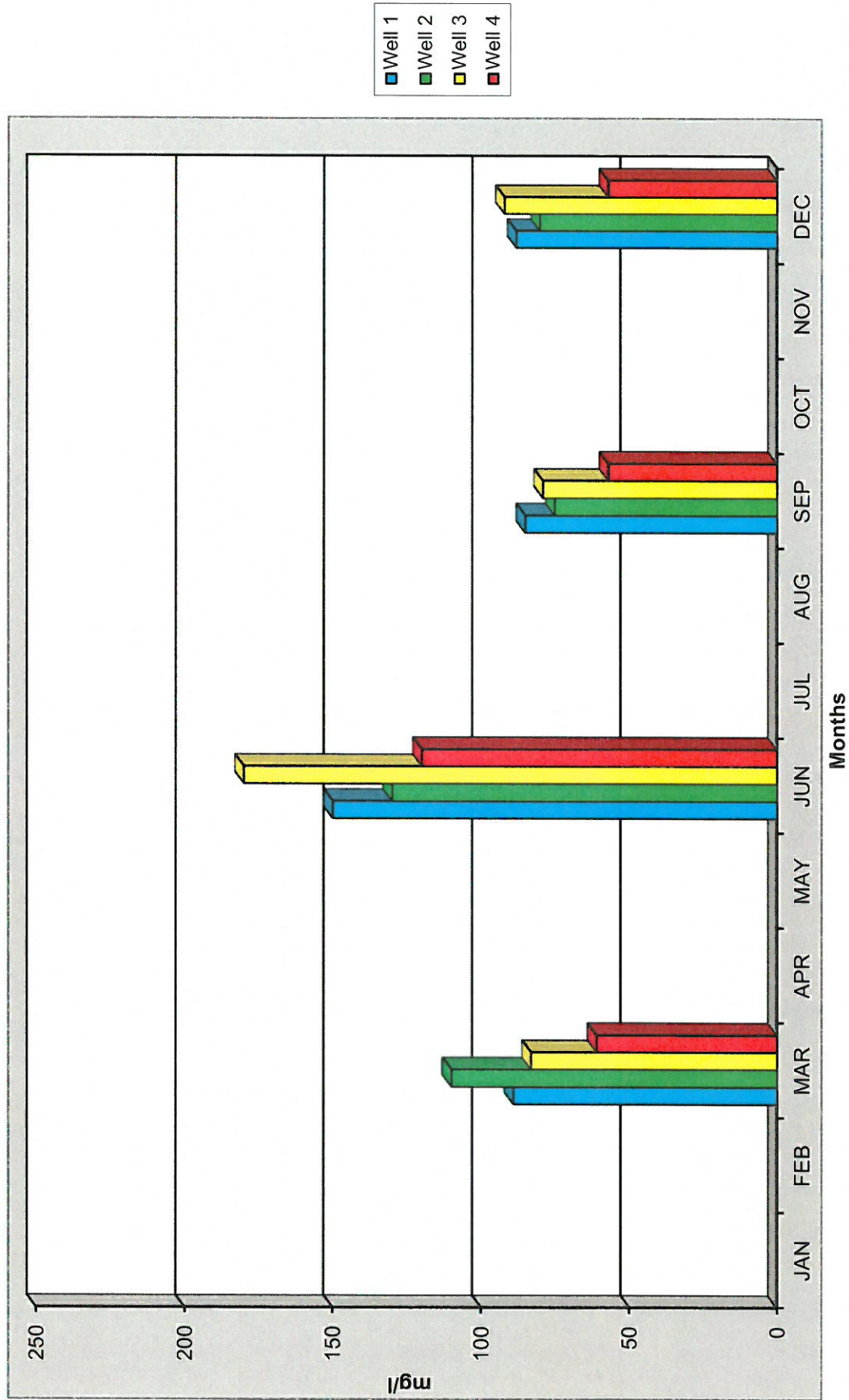
B - For Sample Results see Appendix "B"

* Analysis shall be conducted for those substances included on the EPA list of priority pollutants and all other toxic substances known to be discharged to the Discharger's system using EPA test methods 603, 608, 624, 625 and other appropriate tests for heavy metals.


CRESTLINE SANITATION DISTRICT
 Pasture Monitoring Well Testing - Sulfate - 2021



CRESTLINE SANITATION DISTRICT
 Pasture Monitoring Well Testing - Sodium - 2021

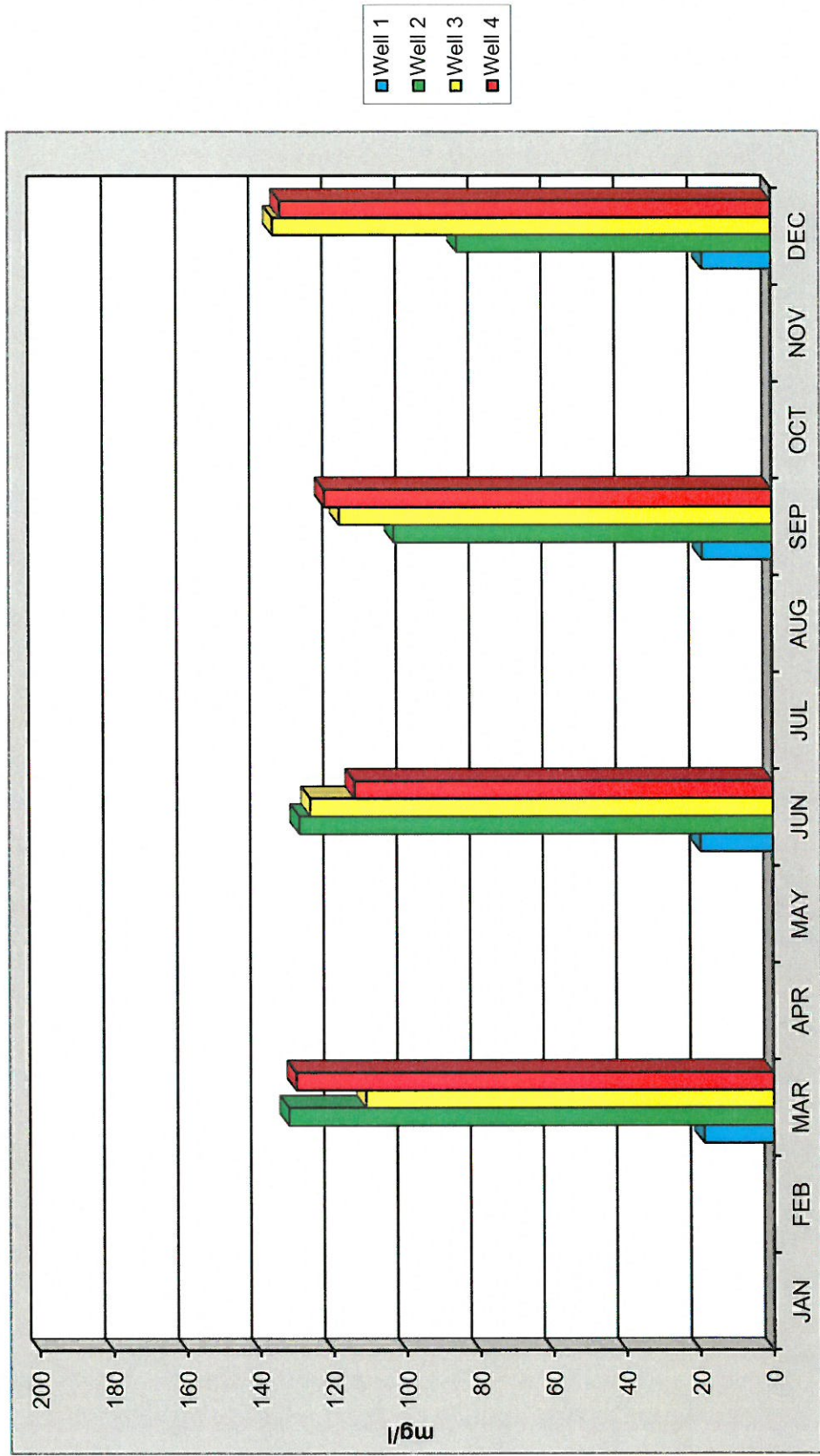


CRESTLINE SANITATION DISTRICT
Pasture Monitoring Well Testing - MBAS - 2021

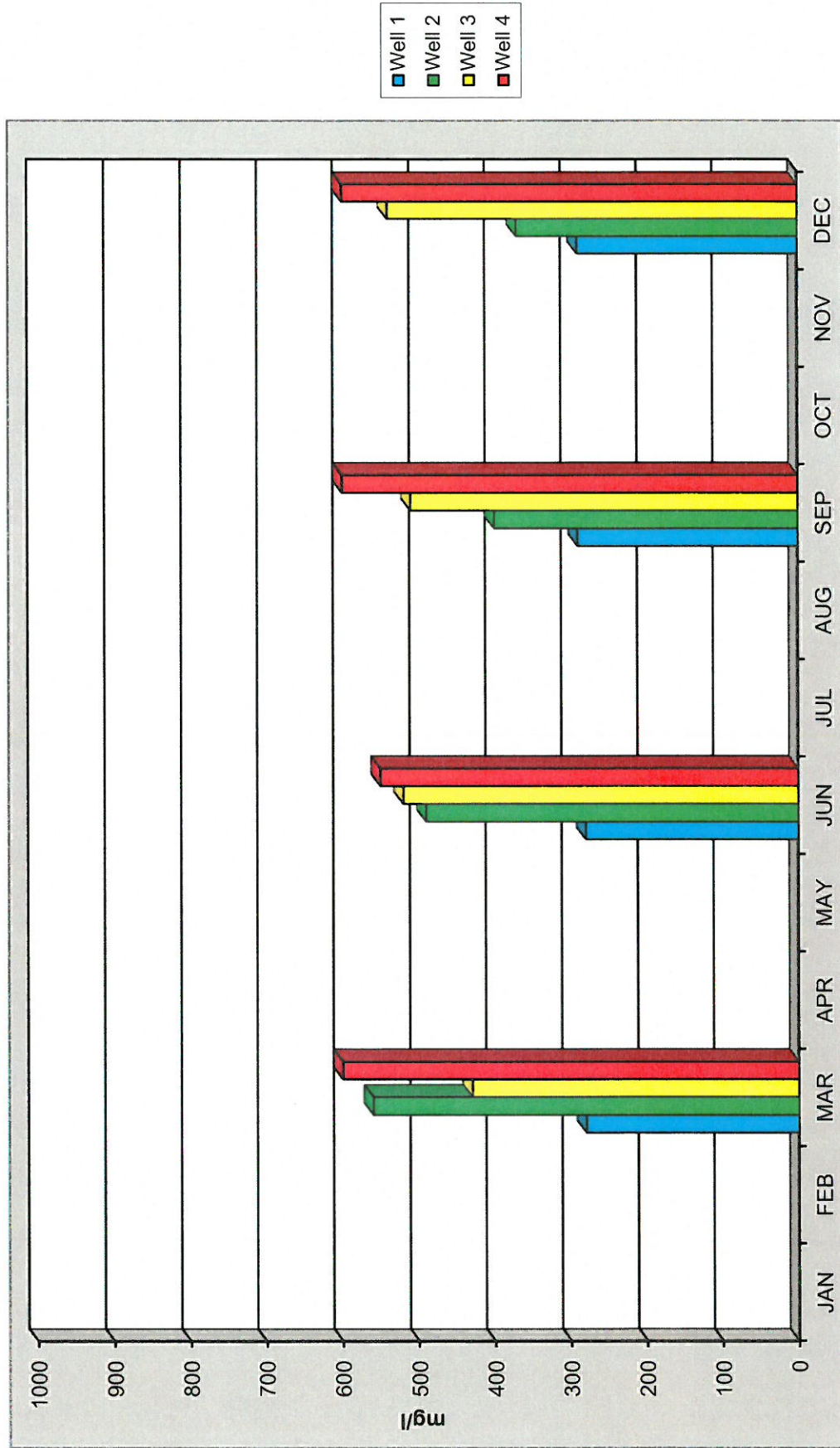


CRESTLINE SANITATION DISTRICT

Pasture Monitoring Well Testing - Chloride - 2021




CRESTLINE SANITATION DISTRICT
Pasture Monitoring Well Testing - TDS - 2021

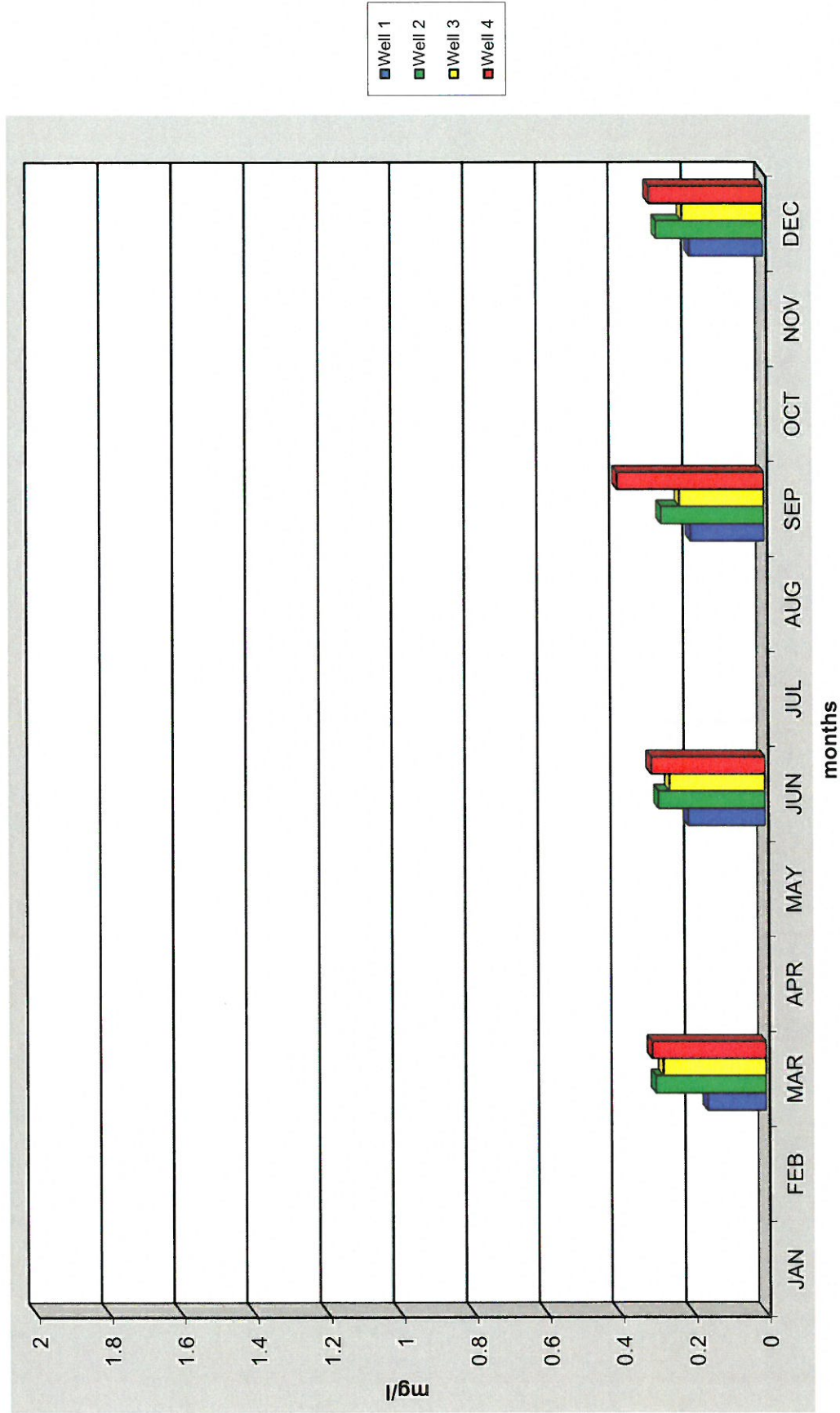


CRESTLINE SANITATION DISTRICT

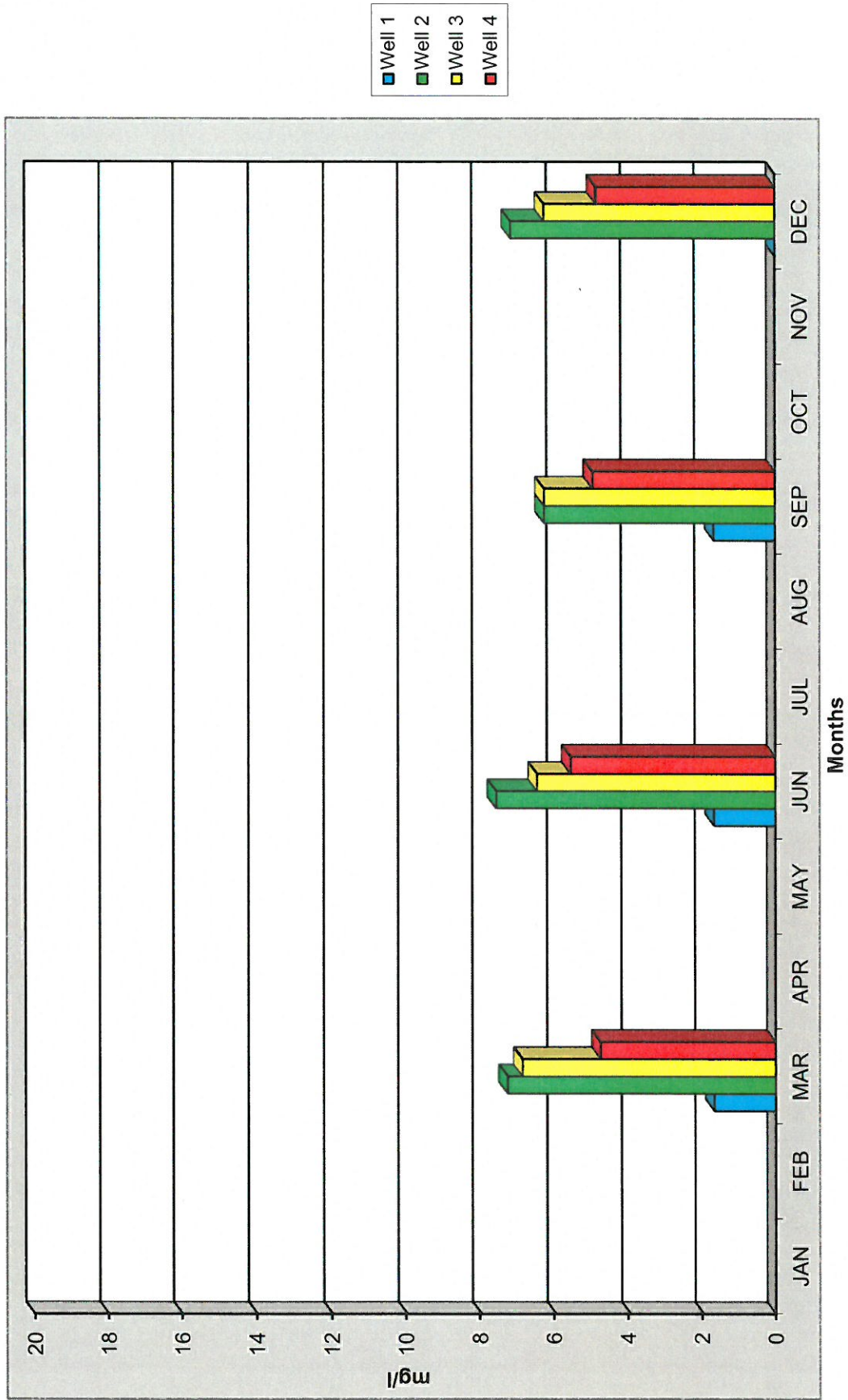
Pasture Monitoring Well Testing - TKN - 2021



CRESTLINE SANITATION DISTRICT
 Pasture Monitoring Well Testing - NH3-N - 2021

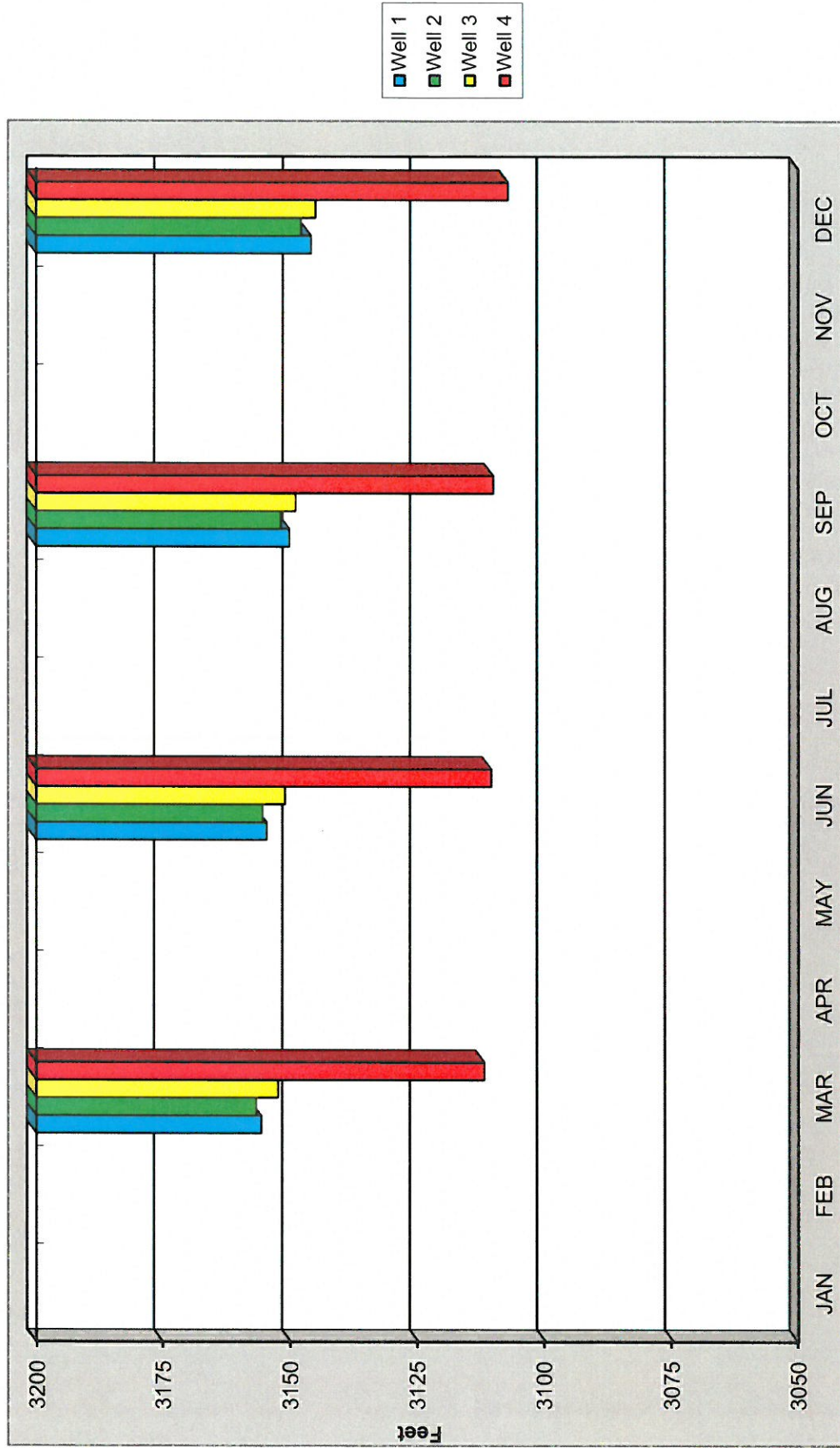


CRESTLINE SANITATION DISTRICT
 Pasture Monitoring Well Testing - NO3-N - 2021



CRESTLINE SANITATION DISTRICT

Pasture Monitoring Well Testing - Elevation of Water Depth - 2021



CRESTLINE SANITATION DISTRICT
Semi Annual Supply Water Monitoring Data

Year: 2021

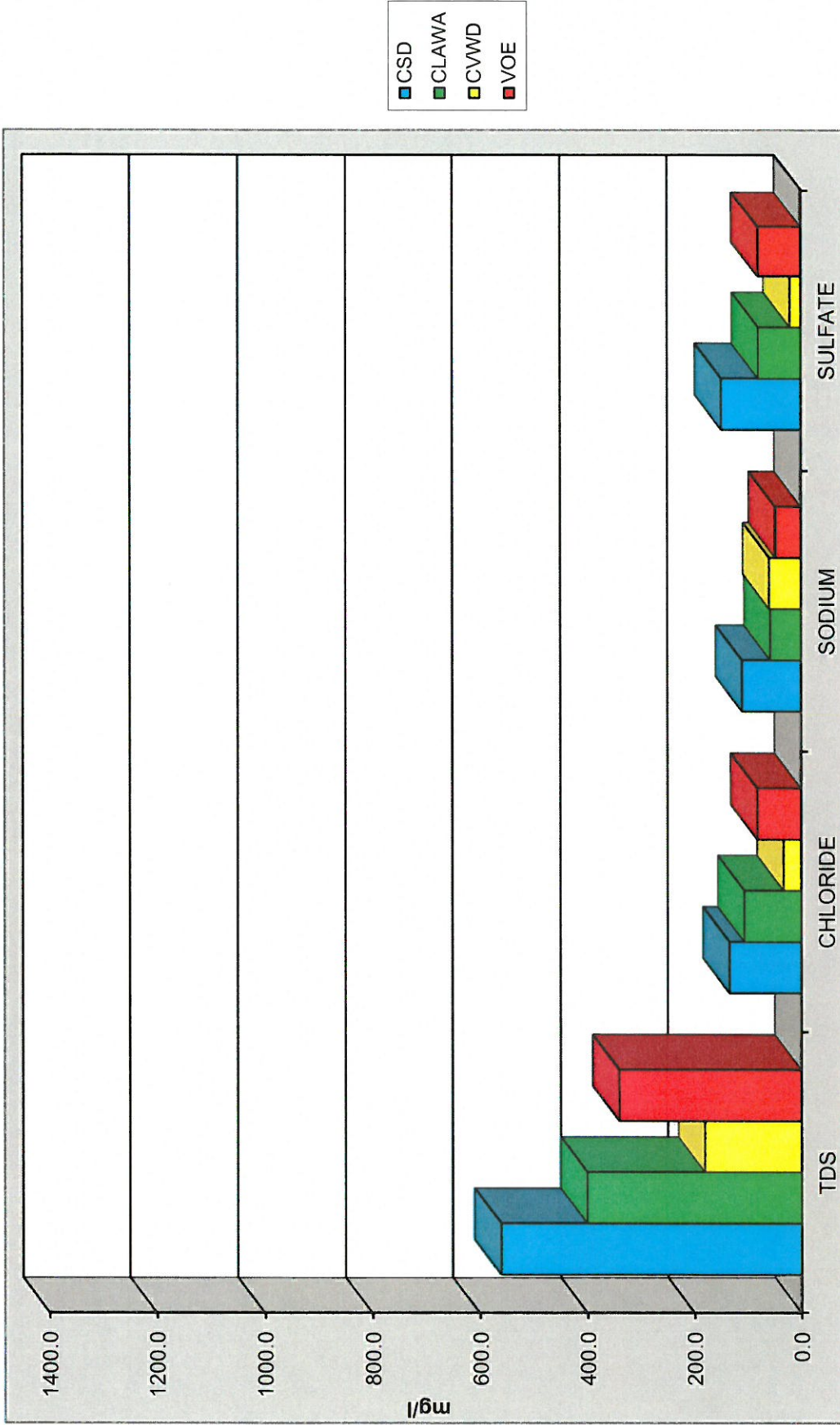
	Sample Dates	Frequency	Semi-Annual	Semi-Annual	Semi-Annual	Semi-Annual	Semi-Annual	Semi-Annual	Total Flow in MG	Local Water	Purchased Water	
												Violations
Crestline Sanitation District (Final Effluent)	3/11/2021	MG/L	560.0	134.0	110.0	148.0	102.39					
		POUNDS	478,202	114,427	93,933	126,382						
Crestline Lake Arrowhead Water Agency (Silverwood)	3/16/2021	MG/L	400	106.0	57.0	79.0	9.29					
		POUNDS	30,991	8,213	4,416	6,121						
Crestline Village Water District	3/16/2021	MG/L	180	32.8	59.0	20.0	127.00	122.22	4.78			
		POUNDS	190,652	34,741	62,492	21,184						
Valley of Enchantment Mutual Water Company	3/9/2021	MG/L	340	82.0	48.0	80.0	28.19	6.83	21.36			
		POUNDS	79,936	19,279	11,285	18,808						
Calculated Constituent Concentrations		MG/L	219.8	45.4	57.0	33.6	164.5					
		POUNDS	301,579	62,232	78,193	46,113						

"CALCULATED CONSTITUENT CONCENTRATIONS" above, were mathematically calculated on samples collected from the three water purveyors contributing to the sewer system.

Samples collected in March

Flow Dates : October 1, 2020 thru March 31, 2021

CRESTLINE SANITATION DISTRICT
 Supply Water Testing - March, 2021



CRESTLINE SANITATION DISTRICT
Semi Annual Supply Water Monitoring Data

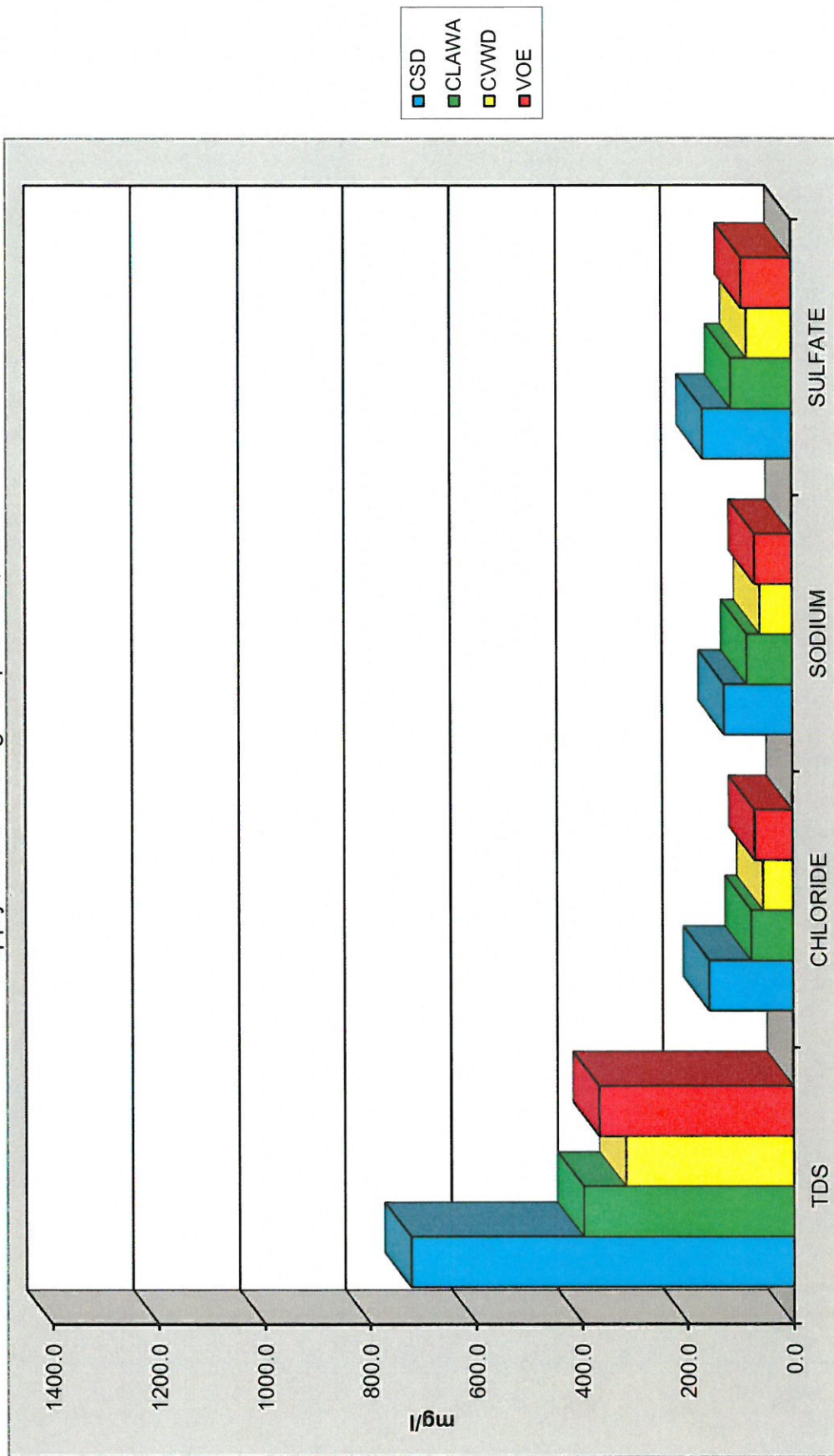
Year: **2021**

	Sample Dates	Frequency	Semi-Annual	Semi-Annual	Semi-Annual	Semi-Annual	Semi-Annual	Semi-Annual	Total Flow in MG	Local Water	Purchased Water
		Sample type	Monitor	Monitor	Monitor	Monitor	Monitor	Monitor			
		Maximum									
		Mean/Min.									
		Median									
			TDS	Chloride	Sodium	Sulfate					
Crestline Sanitation District (Final Effluent)	09/09/21	MG/L	725.0	160.0	130.0	170.0			90.30		
		POUNDS	545,999	120,496	97,903	128,027					
Crestline Lake Arrowhead Water Agency (Silverwood)	09/09/21	MG/L	400.0	79.2	86.0	115.0			13.18		
		POUNDS	43,968	8,706	9,453	12,641					
Crestline Village Water District	09/16/21	MG/L	320.0	56.6	61.0	85.0			130.11	53.39	76.72
		POUNDS	347,238	61,418	66,192	92,235					
Valley of Enchantment Mutual Water Company	09/14/21	MG/L	370.0	72.2	71.0	95.0			30.26	5.07	25.19
		POUNDS	93,376	18,221	17,918	23,975					
Calculated Constituent Concentrations		MG/L	220.2	40.1	42.5	58.6			263.9		
		POUNDS	484,644	88,257	93,539	128,974					

"CALCULATED CONSTITUENT CONCENTRATIONS" above, were mathematically calculated on samples collected from the three water purveyors contributing to the sewer system.

Samples collected in SEPTEMBER Flow Dates : April 1, 2021 thru September 30, 2021

CRESTLINE SANITATION DISTRICT
 Supply Water Testing - September, 2021



CRESTLINE SANITATION DISTRICT

ANNUAL REPORT

Final Effluent Disposal Site (Las Flores) Constituent Violations

Year: **2021**


Frequency	2 week	weekly	weekly	2 month	2 month	2 month	2 month	2 month	2 month	monthly	monthly	monthly
Violations												
Sample Type	D/M	D/M	D/M	D/M	D/M	D/M	D/M	D/M	D/M	M	M	M
Maximum		0.5 ml/l		< 9	45.0		2.0					
Mean/Min.*	23.0 *		> 1	> 6	30.0		1.0					
Total Coliform		Settleable Solids	D.O.	pH	BOD	COD	MBAS	Oil & Grease	TKN	NO3-N	NH3-N	
	MPN	ml/l	mg/l	pH	mg/l	mg/l	mg/l	mg/l	mg/l	mg/l	mg/l	mg/l
January	-	-	-	-	-	-	-	-	-	-	-	-
February	-	-	-	-	-	-	-	-	-	-	-	-
March	-	-	-	-	-	-	-	-	-	-	-	-
April	-	-	-	-	-	-	-	-	-	-	-	-
May	-	-	-	-	-	-	-	-	-	-	-	-
June	-	-	-	-	-	-	-	-	-	-	-	-
July	-	-	-	-	-	-	-	-	-	-	-	-
August	-	-	-	-	-	-	-	-	-	-	-	-
September	-	-	-	-	-	-	-	-	-	-	-	-
October	-	-	-	-	-	-	-	-	-	-	-	-
November	-	-	-	-	-	-	-	-	-	-	-	-
December	-	-	-	-	-	-	-	-	-	-	-	-
Year Total	0	0	0	0	0	0	0	0	0	0	0	0

D - Has Effluent / Discharge Limitations

M - Has Effluent Monitoring Requirements

CRESTLINE SANITATION DISTRICT

Final Effluent Constituent Violations - 2021



CRESTLINE SANITATION DISTRICT

ANNUAL REPORT

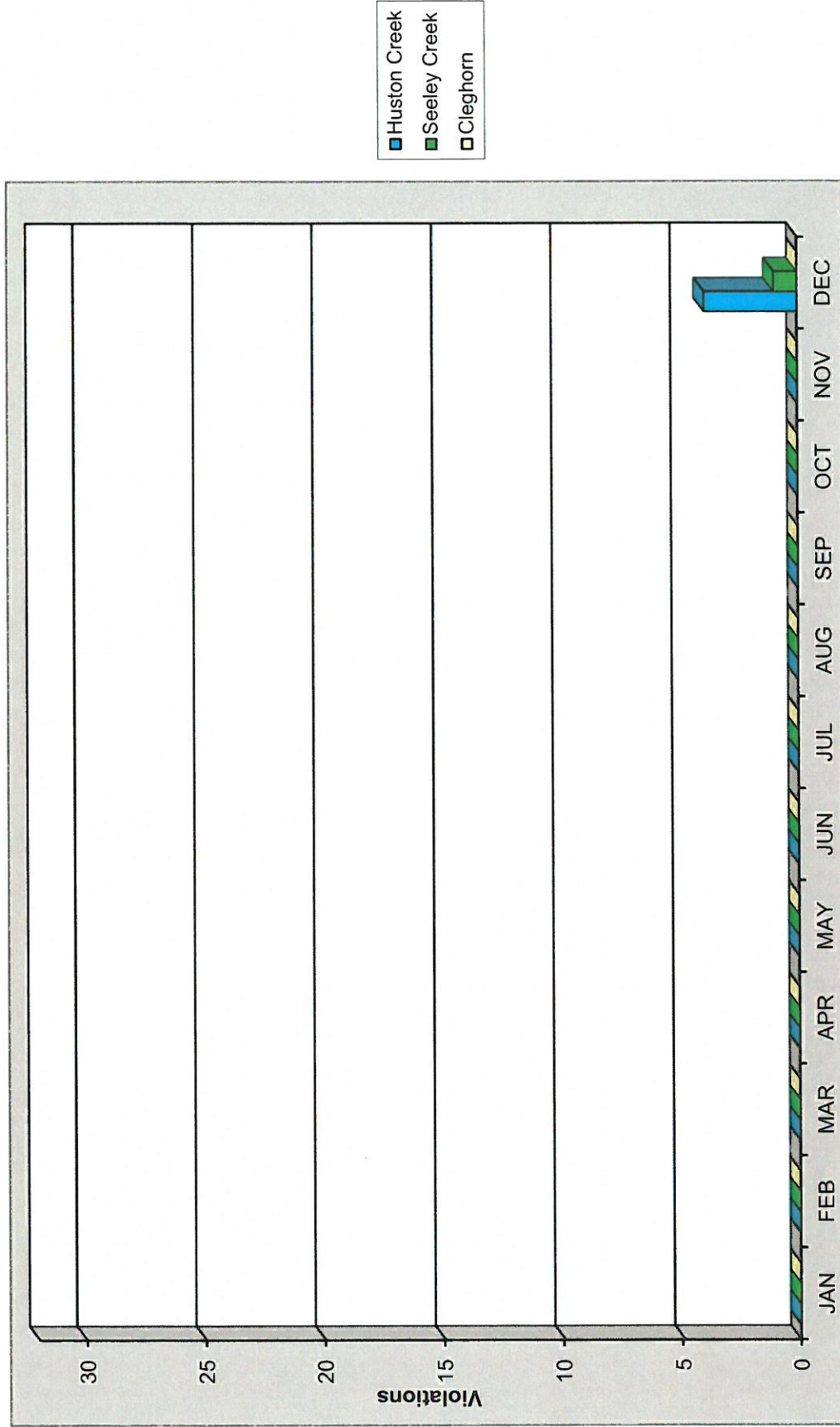
Treatment Facilities Flow Violations

Year: 2021

Facility name	Huston Plant		Seeley Plant		Cleghorn Plant	
Reading	daily	daily	daily	daily	daily	
Average	monthly		monthly		monthly	
Design limits	design 0.7 mg/d	maximum 2.50 mg	design 0.5 mg/d	maximum 1.00 mg	design 0.2 mg/d	maximum 0.4 mg
	design capacity	instantaneous peak	design capacity	instantaneous peak	design capacity	instantaneous peak
Months	Huston violations	HC peak violations	Seeley violations	SC peak violations	Cleghorn violations	CH peak violations
January						
February						
March						
April						
May						
June						
July						
August						
September						
October						
November						
December	4		1			
Year Total	4	0	1	0	0	0


CRESTLINE SANITATION DISTRICT

Treatment Facility Design Capacity Flow Violations - 2021



CRESTLINE SANITATION DISTRICT

Treatment Facility Instantaneous Flow Violations - 2021



Crestline Sanitation District

3 Year TKN, NO3-N, NH3-N Comparison

Year	2019		2020		2021				
	TKN	NO3-N	NH3-N	TKN	NH3-N	TKN	NO3-N	NH3-N	
Test									
Units	mg/l	mg/l	mg/l	mg/l	mg/l	mg/l	mg/l	mg/l	
Month									
JANUARY	15.00	7.90	14.30	15.00	9.40	14.30	19.00	10.80	18.40
FEBRUARY	13.70	9.90	13.30	15.00	10.40	14.30	15.80	15.00	11.50
MARCH	14.60	12.40	14.30	14.80	10.40	14.20	14.80	11.50	14.00
APRIL	17.70	7.40	17.30	12.20	10.60	12.00	14.50	14.00	10.40
MAY	12.00	9.80	11.80	16.00	12.70	15.30	14.80	9.80	14.00
JUNE	13.80	10.40	13.00	14.80	11.80	14.60	15.10	11.90	14.80
JULY	14.60	10.40	14.30	14.50	12.50	14.00	14.60	11.70	14.00
AUGUST	12.50	8.90	12.00	15.00	10.80	14.50	19.20	12.60	18.50
SEPTEMBER	14.90	8.70	14.60	15.00	11.90	14.30	15.50	10.20	14.80
OCTOBER	15.80	10.40	15.50	15.00	12.50	14.50	16.10	11.90	15.80
NOVEMBER	12.30	9.80	11.30	16.00	11.90	15.60	16.80	11.90	16.20
DECEMBER	15.00	11.80	14.70	15.50	12.40	15.20	15.00	10.20	14.80
AVERAGES	14.33	9.82	13.87	14.90	11.44	14.40	15.93	11.79	14.77

Las Flores 3 Year Comparison of TKN, NO3-N, NH3-N (Annual Averages)



CRESTLINE SANITATION DISTRICT

ANNUAL REPORT

APPENDIX "A"

**Sample Results
Las Flores Stand Pipe
District Final Effluent**

Annual Testing

**Tests Results for:
Purgable Organics
Base / Neutral / Acid Extractable Organics
Heavy Metals**



Crestline Sanitation District
P.O. Box 3395
Crestline CA, 92325-3395

Project: Las Flores Ranch
Project Number: Annual Testing Outfall 2021
Project Manager: Ron Scriven

Reported:
09/28/21 17:10

Conventional Chemistry Parameters by APHA/EPA Methods

Sierra Analytical Labs, Inc.

Analyte	Result	Reporting Limit	Units	Dilution	Batch	Prepared	Analyzed	Method	Notes
L.F.-09-02-A.B.C.D.E.F. (2109041-01) Liquid Sampled: 09/02/21 09:00 Received: 09/02/21 14:45									
Phenolics	ND	0.250	mg/L	5	B110502	09/02/21	09/02/21 17:30	SM 5530 B/C	

The results in this report apply to the samples analyzed in accordance with the chain of custody document. This analytical report must be reproduced in its entirety.



Crestline Sanitation District
 P.O. Box 3395
 Crestline CA, 92325-3395

Project: Las Flores Ranch
 Project Number: Annual Testing Outfall 2021
 Project Manager: Ron Scriven

Reported:
 09/28/21 17:10

Metals by EPA 200 Series Methods

Sierra Analytical Labs, Inc.

Analyte	Result	Reporting Limit	Units	Dilution	Batch	Prepared	Analyzed	Method	Notes
---------	--------	-----------------	-------	----------	-------	----------	----------	--------	-------

L.F.-09-02-A.B.C.D.E.F. (2109041-01) Liquid **Sampled: 09/02/21 09:00** **Received: 09/02/21 14:45**

Silver	ND	0.010	mg/L	1	B110801	09/08/21	09/08/21 14:50	EPA 200.7	
Cadmium	ND	0.010	"	"	"	"	"	"	
Chromium	ND	0.015	"	"	"	"	"	"	
Copper	ND	0.080	"	"	"	"	"	"	
Nickel	ND	0.019	"	"	"	"	"	"	
Lead	ND	0.010	"	"	"	"	"	"	
Zinc	0.055	0.030	"	"	"	"	"	"	

The results in this report apply to the samples analyzed in accordance with the chain of custody document. This analytical report must be reproduced in its entirety.



Crestline Sanitation District
 P.O. Box 3395
 Crestline CA, 92325-3395

Project: Las Flores Ranch
 Project Number: Annual Testing Outfall 2021
 Project Manager: Ron Scriven

Reported:
 09/28/21 17:10

Volatile Organics by EPA Method 624.1

Sierra Analytical Labs, Inc.

Analyte	Result	Reporting Limit	Units	Dilution	Batch	Prepared	Analyzed	Method	Notes
---------	--------	-----------------	-------	----------	-------	----------	----------	--------	-------

L.F.-09-02-A.B.C.D.E.F. (2109041-01) Liquid Sampled: 09/02/21 09:00 Received: 09/02/21 14:45

I-02

Surrogate: Dibromofluoromethane		99.9 %		86-118	B111401	09/13/21	09/14/21 10:28	EPA 624.1	
Surrogate: Toluene-d8		92.4 %		88-110	"	"	"	"	
Surrogate: 4-Bromofluorobenzene		95.3 %		86-115	"	"	"	"	
Acrolein	ND	5.0	"	"	"	"	"	"	
Acrylonitrile	ND	2.0	"	"	"	"	"	"	
Benzene	ND	1.0	"	"	"	"	"	"	
Bromobenzene	ND	1.0	"	"	"	"	"	"	
Bromodichloromethane	10	1.0	"	"	"	"	"	"	
Bromoform	ND	1.0	"	"	"	"	"	"	
Bromomethane	ND	1.0	"	"	"	"	"	"	
Carbon tetrachloride	ND	1.0	"	"	"	"	"	"	
Chlorobenzene	ND	1.0	"	"	"	"	"	"	
Chloroethane	ND	1.0	"	"	"	"	"	"	
2-Chloroethylvinyl ether	ND	1.0	"	"	"	"	"	"	
Chloroform	59	1.0	"	"	"	"	"	"	
Chloromethane	ND	1.0	"	"	"	"	"	"	
Dibromochloromethane	ND	1.0	"	"	"	"	"	"	
1,2-Dichlorobenzene	ND	1.0	"	"	"	"	"	"	
1,3-Dichlorobenzene	ND	1.0	"	"	"	"	"	"	
1,4-Dichlorobenzene	ND	1.0	"	"	"	"	"	"	
1,1-Dichloroethane	ND	1.0	"	"	"	"	"	"	
1,2-Dichloroethane	ND	1.0	"	"	"	"	"	"	
1,1-Dichloroethene	ND	1.0	"	"	"	"	"	"	
cis-1,2-Dichloroethene	ND	1.0	"	"	"	"	"	"	
trans-1,2-Dichloroethene	ND	1.0	"	"	"	"	"	"	
1,2-Dichloropropane	ND	1.0	"	"	"	"	"	"	
1,1-Dichloropropene	ND	1.0	"	"	"	"	"	"	
cis-1,3-Dichloropropene	ND	1.0	"	"	"	"	"	"	
trans-1,3-Dichloropropene	ND	1.0	"	"	"	"	"	"	
Ethylbenzene	ND	1.0	"	"	"	"	"	"	
Methylene chloride	ND	1.0	"	"	"	"	"	"	
1,1,2,2-Tetrachloroethane	ND	1.0	"	"	"	"	"	"	
Tetrachloroethene	ND	1.0	"	"	"	"	"	"	
Toluene	4.3	1.0	"	"	"	"	"	"	
1,1,1-Trichloroethane	ND	1.0	"	"	"	"	"	"	
1,1,2-Trichloroethane	ND	1.0	"	"	"	"	"	"	
Trichloroethene	ND	1.0	"	"	"	"	"	"	
Trichlorofluoromethane	ND	1.0	"	"	"	"	"	"	
Vinyl chloride	ND	1.0	"	"	"	"	"	"	
m,p-Xylene	ND	1.0	"	"	"	"	"	"	
o-Xylene	ND	1.0	"	"	"	"	"	"	

The results in this report apply to the samples analyzed in accordance with the chain of custody document. This analytical report must be reproduced in its entirety.



Crestline Sanitation District
P.O. Box 3395
Crestline CA, 92325-3395

Project: Las Flores Ranch
Project Number: Annual Testing Outfall 2021
Project Manager: Ron Scriven

Reported:
09/28/21 17:10

Volatile Organics by EPA Method 624.1

Sierra Analytical Labs, Inc.

Analyte	Result	Reporting		Dilution	Batch	Prepared	Analyzed	Method	Notes
		Limit	Units						
L.F.-09-02-A.B.C.D.E.F. (2109041-01) Liquid Sampled: 09/02/21 09:00 Received: 09/02/21 14:45 I-02									
Methyl tert-butyl ether	ND	1.0	µg/L	1	B111401	09/13/21	09/14/21 10:28	EPA 624.1	

The results in this report apply to the samples analyzed in accordance with the chain of custody document. This analytical report must be reproduced in its entirety.



Crestline Sanitation District
 P.O. Box 3395
 Crestline CA, 92325-3395

Project: Las Flores Ranch
 Project Number: Annual Testing Outfall 2021
 Project Manager: Ron Scriven

Reported:
 09/28/21 17:10

Semivolatile Organics by EPA Method 625.1

Sierra Analytical Labs, Inc.

Analyte	Result	Reporting Limit	Units	Dilution	Batch	Prepared	Analyzed	Method	Notes
---------	--------	-----------------	-------	----------	-------	----------	----------	--------	-------

L.F.-09-02-A.B.C.D.E.F. (2109041-01) Liquid Sampled: 09/02/21 09:00 Received: 09/02/21 14:45

Surrogate: 2-Fluorophenol		116 %		25-121	B111608	09/07/21	09/16/21 12:25	EPA 625.1	
Surrogate: Phenol-d6		71.6 %		24-113	"	"	"	"	
Surrogate: Nitrobenzene-d5		109 %		23-120	"	"	"	"	
Surrogate: 2-Fluorobiphenyl		77.3 %		30-115	"	"	"	"	
Surrogate: 2,4,6-Tribromophenol		63.6 %		19-122	"	"	"	"	
Surrogate: Terphenyl-d14		103 %		18-137	"	"	"	"	
Acenaphthenc	ND	5.0	"	"	"	"	"	"	
Acenaphthylene	ND	5.0	"	"	"	"	"	"	
Anthracene	ND	5.0	"	"	"	"	"	"	
Benzidine	ND	5.0	"	"	"	"	"	"	
Benzo (a) anthracene	ND	5.0	"	"	"	"	"	"	
Benzo (b) fluoranthene	ND	5.0	"	"	"	"	"	"	
Benzo (k) fluoranthene	ND	5.0	"	"	"	"	"	"	
Benzo (a) pyrene	ND	5.0	"	"	"	"	"	"	
Benzo (g,h,i) perylene	ND	5.0	"	"	"	"	"	"	
Butyl benzyl phthalate	ND	5.0	"	"	"	"	"	"	
Bis(2-chloroethyl)ether	ND	5.0	"	"	"	"	"	"	
Bis(2-chloroethoxy)methane	ND	5.0	"	"	"	"	"	"	
Bis(2-ethylhexyl)phthalate	ND	5.0	"	"	"	"	"	"	
Bis(2-chloroisopropyl)ether	ND	5.0	"	"	"	"	"	"	
4-Bromophenyl phenyl ether	ND	5.0	"	"	"	"	"	"	
2-Chlorophenol	ND	1.0	"	"	"	"	"	"	
4-Chloro-3-methylphenol	ND	5.0	"	"	"	"	"	"	
2-Chloronaphthalene	ND	5.0	"	"	"	"	"	"	
4-Chlorophenyl phenyl ether	ND	5.0	"	"	"	"	"	"	
Chrysene	ND	5.0	"	"	"	"	"	"	
Dibenz (a,h) anthracene	ND	5.0	"	"	"	"	"	"	
1,3-Dichlorobenzene	ND	5.0	"	"	"	"	"	"	
1,2-Dichlorobenzene	ND	5.0	"	"	"	"	"	"	
1,4-Dichlorobenzene	ND	5.0	"	"	"	"	"	"	
3,3'-Dichlorobenzidine	ND	5.0	"	"	"	"	"	"	
2,4-Dichlorophenol	ND	1.0	"	"	"	"	"	"	
Diethyl phthalate	ND	5.0	"	"	"	"	"	"	
2,4-Dimethylphenol	ND	1.0	"	"	"	"	"	"	
Dimethyl phthalate	ND	5.0	"	"	"	"	"	"	
Di-n-butyl phthalate	ND	5.0	"	"	"	"	"	"	
2,4-Dinitrophenol	ND	1.0	"	"	"	"	"	"	
2,4-Dinitrotoluene	ND	5.0	"	"	"	"	"	"	
2,6-Dinitrotoluene	ND	5.0	"	"	"	"	"	"	
Di-n-octyl phthalate	ND	5.0	"	"	"	"	"	"	
1,2-Diphenylhydrazine	ND	5.0	"	"	"	"	"	"	

The results in this report apply to the samples analyzed in accordance with the chain of custody document. This analytical report must be reproduced in its entirety.



Crestline Sanitation District
 P.O. Box 3395
 Crestline CA, 92325-3395

Project: Las Flores Ranch
 Project Number: Annual Testing Outfall 2021
 Project Manager: Ron Scriven

Reported:
 09/28/21 17:10

Semivolatile Organics by EPA Method 625.1

Sierra Analytical Labs, Inc.

Analyte	Result	Reporting		Dilution	Batch	Prepared	Analyzed	Method	Notes
		Limit	Units						

L.F.-09-02-A.B.C.D.E.F. (2109041-01) Liquid Sampled: 09/02/21 09:00 Received: 09/02/21 14:45

Fluoranthene	ND	5.0	µg/L	1	B111608	09/07/21	09/16/21 12:25	EPA 625.1	
Fluorene	ND	5.0	"	"	"	"	"	"	
Hexachlorobenzene	ND	5.0	"	"	"	"	"	"	
Hexachlorobutadiene	ND	5.0	"	"	"	"	"	"	
Hexachlorocyclopentadiene	ND	5.0	"	"	"	"	"	"	
Hexachloroethane	ND	5.0	"	"	"	"	"	"	
Indeno (1,2,3-cd) pyrene	ND	5.0	"	"	"	"	"	"	
Isophorone	ND	5.0	"	"	"	"	"	"	
2-Methyl-4,6-dinitrophenol	ND	5.0	"	"	"	"	"	"	
Naphthalene	ND	5.0	"	"	"	"	"	"	
Nitrobenzene	ND	5.0	"	"	"	"	"	"	
2-Nitrophenol	ND	1.0	"	"	"	"	"	"	
4-Nitrophenol	ND	1.0	"	"	"	"	"	"	
N-Nitrosodimethylamine	ND	5.0	"	"	"	"	"	"	
Diphenylamine	ND	5.0	"	"	"	"	"	"	
N-Nitrosodi-n-propylamine	ND	5.0	"	"	"	"	"	"	
Pentachlorophenol	ND	1.0	"	"	"	"	"	"	
Phenanthrene	ND	5.0	"	"	"	"	"	"	
Phenol	ND	1.0	"	"	"	"	"	"	
Pyrene	ND	5.0	"	"	"	"	"	"	
1,2,4-Trichlorobenzene	ND	5.0	"	"	"	"	"	"	
2,4,6-Trichlorophenol	ND	1.0	"	"	"	"	"	"	

The results in this report apply to the samples analyzed in accordance with the chain of custody document. This analytical report must be reproduced in its entirety.



Crestline Sanitation District
 P.O. Box 3395
 Crestline CA, 92325-3395

Project: Las Flores Ranch
 Project Number: Annual Testing Outfall 2021
 Project Manager: Ron Scriven

Reported:
 09/28/21 17:10

Total Petroleum Hydrocarbons Carbon Range Analysis by GC-FID

Sierra Analytical Labs, Inc.

Analyte	Result	Reporting Limit	Units	Dilution	Batch	Prepared	Analyzed	Method	Notes
---------	--------	-----------------	-------	----------	-------	----------	----------	--------	-------

L.F.-09-02-A.B.C.D.E.F. (2109041-01) Liquid Sampled: 09/02/21 09:00 Received: 09/02/21 14:45

<i>Surrogate: o-Terphenyl</i>		121 %	60-175	B111513	09/15/21	09/15/21 12:40	EPA 8015B
HC < C8	ND	0.010	"	"	"	"	"
C8 <= HC < C9	ND	0.010	"	"	"	"	"
C9 <= HC < C10	ND	0.010	"	"	"	"	"
C10 <= HC < C11	ND	0.010	"	"	"	"	"
C11 <= HC < C12	ND	0.010	"	"	"	"	"
C12 <= HC < C14	ND	0.010	"	"	"	"	"
C14 <= HC < C16	ND	0.010	"	"	"	"	"
C16 <= HC < C18	ND	0.010	"	"	"	"	"
C18 <= HC < C20	ND	0.010	"	"	"	"	"
C20 <= HC < C24	ND	0.010	"	"	"	"	"
C24 <= HC < C28	0.013	0.010	"	"	"	"	"
C28 <= HC < C32	0.043	0.010	"	"	"	"	"
HC >= C32	ND	0.010	"	"	"	"	"
Total Petroleum Hydrocarbons (C7-C36)	0.056	0.050	"	"	"	"	"

The results in this report apply to the samples analyzed in accordance with the chain of custody document. This analytical report must be reproduced in its entirety.

Sierra Analytical
26052 Merit Cir. Ste. 105
Laguna Hills CA, 92653

Project: 2109041
Project Number: 2109041
Project Manager: Rick Forsyth

Reported:
09/15/21 08:52

DETECTIONS SUMMARY

Sample ID: L.F.-09-02-A.B.C.D.E.F. (2109041-01) **Laboratory ID:** T212757-01

Analyte	Result	Reporting		Units	Method	Notes
		Limit				
Cyanide, Total	6.7	5.0		ug/l	EPA 335.4	

SunStar Laboratories, Inc.



Mike Jaroudi, Project Manager

The results in this report apply to the samples analyzed in accordance with the chain of custody document. This analytical report must be reproduced in its entirety.

Sierra Analytical 26052 Merit Cir. Ste. 105 Laguna Hills CA, 92653	Project: 2109041 Project Number: 2109041 Project Manager: Rick Forsyth	Reported: 09/15/21 08:52
--	--	------------------------------------

L.F.-09-02-A.B.C.D.E.F. (2109041-01)
T212757-01 (Water)

Analyte	Result	Reporting Limit	Units	Dilution	Batch	Prepared	Analyzed	Method	Notes
---------	--------	--------------------	-------	----------	-------	----------	----------	--------	-------

Weck Laboratories, Inc.

Conventional Chemistry/Physical Parameters by APHA/EPA/ASTM Methods

Analyte	Result	Reporting Limit	Units	Dilution	Batch	Prepared	Analyzed	Method	Notes
Cyanide, Total	6.7	5.0	ug/l	1	W110682	09/10/21	09/13/21	EPA 335.4	

SunStar Laboratories, Inc.



The results in this report apply to the samples analyzed in accordance with the chain of custody document. This analytical report must be reproduced in its entirety.

Mike Jaroudi, Project Manager

Sierra Analytical 26052 Merit Cir. Ste. 105 Laguna Hills CA, 92653	Project: 2109041 Project Number: 2109041 Project Manager: Rick Forsyth	Reported: 09/15/21 08:52
--	--	-----------------------------

Conventional Chemistry/Physical Parameters by APHA/EPA/ASTM Methods - Quality Control
Weck Laboratories, Inc.

Analyte	Result	Reporting Limit	Units	Spike Level	Source Result	%REC	%REC Limits	RPD	RPD Limit	Notes
---------	--------	-----------------	-------	-------------	---------------	------	-------------	-----	-----------	-------

Batch W110682 - NONE (WETCHEM)

Blank (W110682-BLK1)				Prepared: 09/10/21 Analyzed: 09/13/21						
Cyanide, Total	ND	5.0	ug/l							
LCS (W110682-BS1)				Prepared: 09/10/21 Analyzed: 09/13/21						
Cyanide, Total	95.7	5.0	ug/l	100		96	90-110			
Matrix Spike (W110682-MS1)				Source: 1102062-02 Prepared: 09/10/21 Analyzed: 09/13/21						
Cyanide, Total	187	5.0	ug/l	200	ND	94	90-110			
Matrix Spike Dup (W110682-MSD1)				Source: 1102062-02 Prepared: 09/10/21 Analyzed: 09/13/21						
Cyanide, Total	181	5.0	ug/l	200	ND	90	90-110	3	20	

SunStar Laboratories, Inc.



Mike Jaroudi, Project Manager

The results in this report apply to the samples analyzed in accordance with the chain of custody document. This analytical report must be reproduced in its entirety.

CRESTLINE SANITATION DISTRICT

ANNUAL REPORT

APPENDIX "B"

Sample Results
Ground Water Monitoring Wells
Final Effluent Disposal Site

Annual Testing

Tests Results for:
Purgable Halocarbons and Aromatics
Base / Neutral / Acid Extractable Organics

Special Quarterly Testing

Disinfection Bi-products
Trihalomethanes (EPA Method 524.2)
Haloacetic Acids (EPA Method 552.2)



Crestline Sanitation District
P.O. Box 3395
Crestline CA, 92325-3395

Project: Las Flores Ranch
Project Number: Monitoring Wells 1,2,3,4
Project Manager: Ron Scriven

Reported:
03/23/21 17:20

Trihalomethanes by EPA Method 524.2

Sierra Analytical Labs, Inc.

Analyte	Result	Reporting		Dilution	Batch	Prepared	Analyzed	Method	Notes
		Limit	Units						

MW-1-3-11 (2103177-01) Water Sampled: 03/11/21 10:20 Received: 03/11/21 15:10

Surrogate: Dibromofluoromethane		100 %	86-118		B1C1803	03/18/21	03/18/21 11:15	EPA 524.2	
Surrogate: Toluene-d8		101 %	88-110		"	"	"	"	
Surrogate: 4-Bromofluorobenzene		110 %	86-115		"	"	"	"	
Bromodichloromethane	ND	0.500	"	"	"	"	"	"	
Bromoform	ND	0.500	"	"	"	"	"	"	
Chloroform	ND	0.500	"	"	"	"	"	"	
Dibromochloromethane	ND	0.500	"	"	"	"	"	"	
Total Trihalomethanes	ND	0.500	"	"	"	"	"	"	

MW-2-3-11 (2103177-02) Water Sampled: 03/11/21 10:35 Received: 03/11/21 15:10

Surrogate: Dibromofluoromethane		103 %	86-118		B1C1803	03/18/21	03/18/21 11:15	EPA 524.2	
Surrogate: Toluene-d8		96.1 %	88-110		"	"	"	"	
Surrogate: 4-Bromofluorobenzene		114 %	86-115		"	"	"	"	
Bromodichloromethane	ND	0.500	"	"	"	"	"	"	
Bromoform	ND	0.500	"	"	"	"	"	"	
Chloroform	ND	0.500	"	"	"	"	"	"	
Dibromochloromethane	ND	0.500	"	"	"	"	"	"	
Total Trihalomethanes	ND	0.500	"	"	"	"	"	"	

MW-3-3-11 (2103177-03) Water Sampled: 03/11/21 10:50 Received: 03/11/21 15:10

Surrogate: Dibromofluoromethane		105 %	86-118		B1C1803	03/18/21	03/18/21 11:15	EPA 524.2	
Surrogate: Toluene-d8		96.5 %	88-110		"	"	"	"	
Surrogate: 4-Bromofluorobenzene		113 %	86-115		"	"	"	"	
Bromodichloromethane	ND	0.500	"	"	"	"	"	"	
Bromoform	ND	0.500	"	"	"	"	"	"	
Chloroform	ND	0.500	"	"	"	"	"	"	
Dibromochloromethane	ND	0.500	"	"	"	"	"	"	
Total Trihalomethanes	ND	0.500	"	"	"	"	"	"	

The results in this report apply to the samples analyzed in accordance with the chain of custody document. This analytical report must be reproduced in its entirety.



Crestline Sanitation District P.O. Box 3395 Crestline CA, 92325-3395	Project: Las Flores Ranch Project Number: Monitoring Wells 1,2,3,4 Project Manager: Ron Scriven	Reported: 03/23/21 17:20
--	---	-----------------------------

Trihalomethanes by EPA Method 524.2

Sierra Analytical Labs, Inc.

Analyte	Result	Reporting		Dilution	Batch	Prepared	Analyzed	Method	Notes
		Limit	Units						

MW-4-3-11 (2103177-04) Water Sampled: 03/11/21 11:00 Received: 03/11/21 15:10

<i>Surrogate: Dibromofluoromethane</i>		105 %	86-118		B1C1803	03/18/21	03/18/21 11:15	EPA 524.2	
<i>Surrogate: Toluene-d8</i>		96.9 %	88-110		"	"	"	"	
<i>Surrogate: 4-Bromofluorobenzene</i>		113 %	86-115		"	"	"	"	
Bromodichloromethane	ND	0.500	"	"	"	"	"	"	
Bromoform	ND	0.500	"	"	"	"	"	"	
Chloroform	ND	0.500	"	"	"	"	"	"	
Dibromochloromethane	ND	0.500	"	"	"	"	"	"	
Total Trihalomethanes	ND	0.500	"	"	"	"	"	"	

The results in this report apply to the samples analyzed in accordance with the chain of custody document. This analytical report must be reproduced in its entirety.



Crestline Sanitation District
 P.O. Box 3395
 Crestline CA, 92325-3395

Project: Las Flores Ranch
 Project Number: Monitoring Wells 1,2,3,4
 Project Manager: Ron Scriven

Reported:
 03/23/21 17:20

Haloacetic Acids (GC/ECD) by EPA Method 552.2

Sierra Analytical Labs, Inc.

Analyte	Result	Reporting			Batch	Prepared	Analyzed	Method	Notes
		Limit	Units	Dilution					
MW-1-3-11 (2103177-01) Water Sampled: 03/11/21 10:20 Received: 03/11/21 15:10									
<i>Surrogate: 2,3-Dibromopropionic Acid</i>		99.2 %	60-150		B1C2303	03/19/21	03/19/21 09:37	EPA 552.2	
Monochloroacetic Acid	ND	2.00	"	"	"	"	"	"	"
Dichloroacetic Acid	ND	1.00	"	"	"	"	"	"	"
Trichloroacetic Acid	ND	1.00	"	"	"	"	"	"	"
Monobromoacetic Acid	ND	1.00	"	"	"	"	"	"	"
Dibromoacetic Acid	ND	1.00	"	"	"	"	"	"	"
Total Haloacetic Acids	ND	1.00	"	"	"	"	"	"	"
MW-2-3-11 (2103177-02) Water Sampled: 03/11/21 10:35 Received: 03/11/21 15:10									
<i>Surrogate: 2,3-Dibromopropionic Acid</i>		60.4 %	60-150		B1C2303	03/19/21	03/19/21 09:37	EPA 552.2	
Monochloroacetic Acid	ND	2.00	"	"	"	"	"	"	"
Dichloroacetic Acid	ND	1.00	"	"	"	"	"	"	"
Trichloroacetic Acid	ND	1.00	"	"	"	"	"	"	"
Monobromoacetic Acid	ND	1.00	"	"	"	"	"	"	"
Dibromoacetic Acid	ND	1.00	"	"	"	"	"	"	"
Total Haloacetic Acids	ND	1.00	"	"	"	"	"	"	"
MW-3-3-11 (2103177-03) Water Sampled: 03/11/21 10:50 Received: 03/11/21 15:10									
<i>Surrogate: 2,3-Dibromopropionic Acid</i>		115 %	60-150		B1C2303	03/19/21	03/19/21 09:37	EPA 552.2	
Monochloroacetic Acid	ND	2.00	"	"	"	"	"	"	"
Dichloroacetic Acid	ND	1.00	"	"	"	"	"	"	"
Trichloroacetic Acid	ND	1.00	"	"	"	"	"	"	"
Monobromoacetic Acid	ND	1.00	"	"	"	"	"	"	"
Dibromoacetic Acid	ND	1.00	"	"	"	"	"	"	"
Total Haloacetic Acids	ND	1.00	"	"	"	"	"	"	"

The results in this report apply to the samples analyzed in accordance with the chain of custody document. This analytical report must be reproduced in its entirety.



Crestline Sanitation District
 P.O. Box 3395
 Crestline CA, 92325-3395

Project: Las Flores Ranch
 Project Number: Monitoring Wells 1,2,3,4
 Project Manager: Ron Scriven

Reported:
 03/23/21 17:20

Haloacetic Acids (GC/ECD) by EPA Method 552.2

Sierra Analytical Labs, Inc.

Analyte	Result	Reporting		Units	Dilution	Batch	Prepared	Analyzed	Method	Notes
		Limit								

MW-4-3-11 (2103177-04) Water **Sampled: 03/11/21 11:00** **Received: 03/11/21 15:10**

<i>Surrogate: 2,3-Dibromopropionic Acid</i>		124 %		60-150		B1C2303	03/19/21	03/19/21 09:37	EPA 552.2	
Monochloroacetic Acid	ND	2.00	"	"	"	"	"	"	"	
Dichloroacetic Acid	ND	1.00	"	"	"	"	"	"	"	
Trichloroacetic Acid	ND	1.00	"	"	"	"	"	"	"	
Monobromoacetic Acid	ND	1.00	"	"	"	"	"	"	"	
Dibromoacetic Acid	ND	1.00	"	"	"	"	"	"	"	
Total Haloacetic Acids	ND	1.00	"	"	"	"	"	"	"	

The results in this report apply to the samples analyzed in accordance with the chain of custody document. This analytical report must be reproduced in its entirety.



Crestline Sanitation District
 P.O. Box 3395
 Crestline CA, 92325-3395

Project: Las Flores Ranch
 Project Number: Monitoring Wells 1,2,3,4
 Project Manager: Ron Scriven

Reported:
 06/23/21 11:42

Trihalomethanes by EPA Method 524.2

Sierra Analytical Labs, Inc.

Analyte	Result	Reporting Limit	Units	Dilution	Batch	Prepared	Analyzed	Method	Notes
---------	--------	-----------------	-------	----------	-------	----------	----------	--------	-------

MW-1-6-10 (2106161-01) Water Sampled: 06/10/21 10:25 Received: 06/10/21 15:00

Surrogate: Dibromofluoromethane		91.5 %	86-118		B1F1701	06/16/21	06/17/21 07:10	EPA 524.2	
Surrogate: Toluene-d8		96.6 %	88-110		"	"	"	"	
Surrogate: 4-Bromofluorobenzene		90.0 %	86-115		"	"	"	"	
Bromodichloromethane	ND	0.500	"	"	"	"	"	"	
Bromoform	ND	0.500	"	"	"	"	"	"	
Chloroform	ND	0.500	"	"	"	"	"	"	
Dibromochloromethane	ND	0.500	"	"	"	"	"	"	
Total Trihalomethanes	ND	0.500	"	"	"	"	"	"	

MW-2-6-10 (2106161-02) Water Sampled: 06/10/21 10:40 Received: 06/10/21 15:00

Surrogate: Dibromofluoromethane		94.7 %	86-118		B1F1701	06/16/21	06/17/21 07:10	EPA 524.2	
Surrogate: Toluene-d8		91.2 %	88-110		"	"	"	"	
Surrogate: 4-Bromofluorobenzene		88.4 %	86-115		"	"	"	"	
Bromodichloromethane	ND	0.500	"	"	"	"	"	"	
Bromoform	ND	0.500	"	"	"	"	"	"	
Chloroform	1.12	0.500	"	"	"	"	"	"	
Dibromochloromethane	ND	0.500	"	"	"	"	"	"	
Total Trihalomethanes	1.12	0.500	"	"	"	"	"	"	

MW-3-6-10 (2106161-03) Water Sampled: 06/10/21 11:00 Received: 06/10/21 15:00

Surrogate: Dibromofluoromethane		89.3 %	86-118		B1F1701	06/16/21	06/17/21 07:10	EPA 524.2	
Surrogate: Toluene-d8		90.5 %	88-110		"	"	"	"	
Surrogate: 4-Bromofluorobenzene		87.6 %	86-115		"	"	"	"	
Bromodichloromethane	ND	0.500	"	"	"	"	"	"	
Bromoform	ND	0.500	"	"	"	"	"	"	
Chloroform	ND	0.500	"	"	"	"	"	"	
Dibromochloromethane	ND	0.500	"	"	"	"	"	"	
Total Trihalomethanes	ND	0.500	"	"	"	"	"	"	

The results in this report apply to the samples analyzed in accordance with the chain of custody document. This analytical report must be reproduced in its entirety.



Crestline Sanitation District P.O. Box 3395 Crestline CA, 92325-3395	Project: Las Flores Ranch Project Number: Monitoring Wells 1,2,3,4 Project Manager: Ron Scriven	Reported: 06/23/21 11:42
--	---	-----------------------------

Trihalomethanes by EPA Method 524.2

Sierra Analytical Labs, Inc.

Analyte	Result	Reporting Limit	Units	Dilution	Batch	Prepared	Analyzed	Method	Notes
---------	--------	-----------------	-------	----------	-------	----------	----------	--------	-------

MW-4-6-10 (2106161-04) Water Sampled: 06/10/21 11:15 Received: 06/10/21 15:00

<i>Surrogate: Dibromofluoromethane</i>		96.9 %		86-118		B1F1701	06/16/21	06/17/21 07:10	EPA 524.2
<i>Surrogate: Toluene-d8</i>		93.9 %		88-110		"	"	"	"
<i>Surrogate: 4-Bromofluorobenzene</i>		89.7 %		86-115		"	"	"	"
Bromodichloromethane	ND	0.500	"	"	"	"	"	"	"
Bromoform	ND	0.500	"	"	"	"	"	"	"
Chloroform	ND	0.500	"	"	"	"	"	"	"
Dibromochloromethane	ND	0.500	"	"	"	"	"	"	"
Total Trihalomethanes	ND	0.500	"	"	"	"	"	"	"

The results in this report apply to the samples analyzed in accordance with the chain of custody document. This analytical report must be reproduced in its entirety.



Crestline Sanitation District
 P.O. Box 3395
 Crestline CA, 92325-3395

Project: Las Flores Ranch
 Project Number: Monitoring Wells 1,2,3,4
 Project Manager: Ron Scriven

Reported:
 06/23/21 11:42

Haloacetic Acids (GC/ECD) by EPA Method 552.2

Sierra Analytical Labs, Inc.

Analyte	Result	Reporting		Dilution	Batch	Prepared	Analyzed	Method	Notes
		Limit	Units						

MW-1-6-10 (2106161-01) Water Sampled: 06/10/21 10:25 Received: 06/10/21 15:00

<i>Surrogate: 2,3-Dibromopropionic Acid</i>		111 %	60-150		B1F2107	06/17/21	06/21/21 12:43	EPA 552.2	
Monochloroacetic Acid	ND	2.00	"	"	"	"	"	"	"
Dichloroacetic Acid	ND	1.00	"	"	"	"	"	"	"
Trichloroacetic Acid	ND	1.00	"	"	"	"	"	"	"
Monobromoacetic Acid	ND	1.00	"	"	"	"	"	"	"
Dibromoacetic Acid	ND	1.00	"	"	"	"	"	"	"
Total Haloacetic Acids	ND	1.00	"	"	"	"	"	"	"

MW-2-6-10 (2106161-02) Water Sampled: 06/10/21 10:40 Received: 06/10/21 15:00

<i>Surrogate: 2,3-Dibromopropionic Acid</i>		79.6 %	60-150		B1F2107	06/17/21	06/21/21 12:43	EPA 552.2	
Monochloroacetic Acid	ND	2.00	"	"	"	"	"	"	"
Dichloroacetic Acid	ND	1.00	"	"	"	"	"	"	"
Trichloroacetic Acid	ND	1.00	"	"	"	"	"	"	"
Monobromoacetic Acid	ND	1.00	"	"	"	"	"	"	"
Dibromoacetic Acid	ND	1.00	"	"	"	"	"	"	"
Total Haloacetic Acids	ND	1.00	"	"	"	"	"	"	"

MW-3-6-10 (2106161-03) Water Sampled: 06/10/21 11:00 Received: 06/10/21 15:00

<i>Surrogate: 2,3-Dibromopropionic Acid</i>		81.0 %	60-150		B1F2107	06/17/21	06/21/21 12:43	EPA 552.2	
Monochloroacetic Acid	ND	2.00	"	"	"	"	"	"	"
Dichloroacetic Acid	ND	1.00	"	"	"	"	"	"	"
Trichloroacetic Acid	ND	1.00	"	"	"	"	"	"	"
Monobromoacetic Acid	ND	1.00	"	"	"	"	"	"	"
Dibromoacetic Acid	ND	1.00	"	"	"	"	"	"	"
Total Haloacetic Acids	ND	1.00	"	"	"	"	"	"	"

The results in this report apply to the samples analyzed in accordance with the chain of custody document. This analytical report must be reproduced in its entirety.



Crestline Sanitation District
 P.O. Box 3395
 Crestline CA, 92325-3395

Project: Las Flores Ranch
 Project Number: Monitoring Wells 1,2,3,4
 Project Manager: Ron Scriven

Reported:
 06/23/21 11:42

Haloacetic Acids (GC/ECD) by EPA Method 552.2

Sierra Analytical Labs, Inc.

Analyte	Result	Reporting		Dilution	Batch	Prepared	Analyzed	Method	Notes
		Limit	Units						

MW-4-6-10 (2106161-04) Water **Sampled: 06/10/21 11:15** **Received: 06/10/21 15:00**

<i>Surrogate: 2,3-Dibromopropionic Acid</i>		130 %	60-150		B1F2107	06/17/21	06/21/21 12:43	EPA 552.2	
Monochloroacetic Acid	ND	2.00	"	"	"	"	"	"	
Dichloroacetic Acid	ND	1.00	"	"	"	"	"	"	
Trichloroacetic Acid	ND	1.00	"	"	"	"	"	"	
Monobromoacetic Acid	ND	1.00	"	"	"	"	"	"	
Dibromoacetic Acid	ND	1.00	"	"	"	"	"	"	
Total Haloacetic Acids	ND	1.00	"	"	"	"	"	"	

The results in this report apply to the samples analyzed in accordance with the chain of custody document. This analytical report must be reproduced in its entirety.



Crestline Sanitation District
P.O. Box 3395
Crestline CA, 92325-3395

Project: Las Flores Ranch
Project Number: Annual Monitoring Wells 1,2,3,4
Project Manager: Ron Scriven

Reported:
09/21/21 15:56

Trihalomethanes by EPA Method 524.2

Sierra Analytical Labs, Inc.

Analyte	Result	Reporting Limit	Units	Dilution	Batch	Prepared	Analyzed	Method	Notes
---------	--------	-----------------	-------	----------	-------	----------	----------	--------	-------

MW-1-09-09 (2109121-01) Water Sampled: 09/09/21 08:40 Received: 09/09/21 14:56

Surrogate: Dibromofluoromethane		112 %	86-118		B111515	09/15/21	09/16/21 07:41	EPA 524.2	
Surrogate: Toluene-d8		107 %	88-110		"	"	"	"	
Surrogate: 4-Bromofluorobenzene		89.2 %	86-115		"	"	"	"	
Bromodichloromethane	ND	0.500	"	"	"	"	"	"	
Bromoform	ND	0.500	"	"	"	"	"	"	
Chloroform	ND	0.500	"	"	"	"	"	"	
Dibromochloromethane	ND	0.500	"	"	"	"	"	"	
Total Trihalomethanes	ND	0.500	"	"	"	"	"	"	

MW-2-09-09 (2109121-02) Water Sampled: 09/09/21 09:00 Received: 09/09/21 14:56

Surrogate: Dibromofluoromethane		113 %	86-118		B111515	09/15/21	09/16/21 07:41	EPA 524.2	
Surrogate: Toluene-d8		107 %	88-110		"	"	"	"	
Surrogate: 4-Bromofluorobenzene		89.1 %	86-115		"	"	"	"	
Bromodichloromethane	ND	0.500	"	"	"	"	"	"	
Bromoform	ND	0.500	"	"	"	"	"	"	
Chloroform	ND	0.500	"	"	"	"	"	"	
Dibromochloromethane	ND	0.500	"	"	"	"	"	"	
Total Trihalomethanes	ND	0.500	"	"	"	"	"	"	

MW-3-09-09 (2109121-03) Water Sampled: 09/09/21 09:15 Received: 09/09/21 14:56

Surrogate: Dibromofluoromethane		116 %	86-118		B111515	09/15/21	09/16/21 07:41	EPA 524.2	
Surrogate: Toluene-d8		103 %	88-110		"	"	"	"	
Surrogate: 4-Bromofluorobenzene		90.8 %	86-115		"	"	"	"	
Bromodichloromethane	ND	0.500	"	"	"	"	"	"	
Bromoform	ND	0.500	"	"	"	"	"	"	
Chloroform	ND	0.500	"	"	"	"	"	"	
Dibromochloromethane	ND	0.500	"	"	"	"	"	"	
Total Trihalomethanes	ND	0.500	"	"	"	"	"	"	

The results in this report apply to the samples analyzed in accordance with the chain of custody document. This analytical report must be reproduced in its entirety.



Crestline Sanitation District
 P.O. Box 3395
 Crestline CA, 92325-3395

Project: Las Flores Ranch
 Project Number: Annual Monitoring Wells 1,2,3,4
 Project Manager: Ron Scriven

Reported:
 09/21/21 15:56

Trihalomethanes by EPA Method 524.2
Sierra Analytical Labs, Inc.

Analyte	Result	Reporting		Dilution	Batch	Prepared	Analyzed	Method	Notes
		Limit	Units						

MW-4-09-09 (2109121-04) Water **Sampled: 09/09/21 09:35** **Received: 09/09/21 14:56**

<i>Surrogate: Dibromofluoromethane</i>		115 %		86-118		B111515	09/15/21	09/16/21 07:41	EPA 524.2
<i>Surrogate: Toluene-d8</i>		98.9 %		88-110		"	"	"	"
<i>Surrogate: 4-Bromofluorobenzene</i>		89.5 %		86-115		"	"	"	"
Bromodichloromethane	ND	0.500	"	"	"	"	"	"	"
Bromoform	ND	0.500	"	"	"	"	"	"	"
Chloroform	ND	0.500	"	"	"	"	"	"	"
Dibromochloromethane	ND	0.500	"	"	"	"	"	"	"
Total Trihalomethanes	ND	0.500	"	"	"	"	"	"	"

The results in this report apply to the samples analyzed in accordance with the chain of custody document. This analytical report must be reproduced in its entirety.



Crestline Sanitation District
P.O. Box 3395
Crestline CA, 92325-3395

Project: Las Flores Ranch
Project Number: Annual Monitoring Wells 1,2,3,4
Project Manager: Ron Scriven

Reported:
09/21/21 15:56

Haloacetic Acids (GC/ECD) by EPA Method 552.2

Sierra Analytical Labs, Inc.

Analyte	Result	Reporting		Dilution	Batch	Prepared	Analyzed	Method	Notes
		Limit	Units						

MW-1-09-09 (2109121-01) Water Sampled: 09/09/21 08:40 Received: 09/09/21 14:56

<i>Surrogate: 2,3-Dibromopropionic Acid</i>		71.6 %	60-150		B111702	09/17/21	09/18/21 09:34	EPA 552.2	
Monochloroacetic Acid	ND	2.00	"	"	"	"	"	"	"
Dichloroacetic Acid	ND	1.00	"	"	"	"	"	"	"
Trichloroacetic Acid	ND	1.00	"	"	"	"	"	"	"
Monobromoacetic Acid	ND	1.00	"	"	"	"	"	"	"
Dibromoacetic Acid	ND	1.00	"	"	"	"	"	"	"
Total Haloacetic Acids	ND	1.00	"	"	"	"	"	"	"

MW-2-09-09 (2109121-02) Water Sampled: 09/09/21 09:00 Received: 09/09/21 14:56

<i>Surrogate: 2,3-Dibromopropionic Acid</i>		92.7 %	60-150		B111702	09/17/21	09/18/21 09:34	EPA 552.2	
Monochloroacetic Acid	ND	2.00	"	"	"	"	"	"	"
Dichloroacetic Acid	ND	1.00	"	"	"	"	"	"	"
Trichloroacetic Acid	ND	1.00	"	"	"	"	"	"	"
Monobromoacetic Acid	ND	1.00	"	"	"	"	"	"	"
Dibromoacetic Acid	ND	1.00	"	"	"	"	"	"	"
Total Haloacetic Acids	ND	1.00	"	"	"	"	"	"	"

MW-3-09-09 (2109121-03) Water Sampled: 09/09/21 09:15 Received: 09/09/21 14:56

<i>Surrogate: 2,3-Dibromopropionic Acid</i>		68.3 %	60-150		B111702	09/17/21	09/18/21 09:34	EPA 552.2	
Monochloroacetic Acid	ND	2.00	"	"	"	"	"	"	"
Dichloroacetic Acid	ND	1.00	"	"	"	"	"	"	"
Trichloroacetic Acid	ND	1.00	"	"	"	"	"	"	"
Monobromoacetic Acid	ND	1.00	"	"	"	"	"	"	"
Dibromoacetic Acid	ND	1.00	"	"	"	"	"	"	"
Total Haloacetic Acids	ND	1.00	"	"	"	"	"	"	"

The results in this report apply to the samples analyzed in accordance with the chain of custody document. This analytical report must be reproduced in its entirety.



Crestline Sanitation District
 P.O. Box 3395
 Crestline CA, 92325-3395

Project: Las Flores Ranch
 Project Number: Annual Monitoring Wells 1,2,3,4
 Project Manager: Ron Scriven

Reported:
 09/21/21 15:56

Haloacetic Acids (GC/ECD) by EPA Method 552.2

Sierra Analytical Labs, Inc.

Analyte	Result	Reporting		Dilution	Batch	Prepared	Analyzed	Method	Notes
		Limit	Units						

MW-4-09-09 (2109121-04) Water **Sampled: 09/09/21 09:35** **Received: 09/09/21 14:56**

<i>Surrogate: 2,3-Dibromopropionic Acid</i>		80.1 %	60-150		B111702	09/17/21	09/18/21 09:34	EPA 552.2	
Monochloroacetic Acid	ND	2.00	"	"	"	"	"	"	"
Dichloroacetic Acid	ND	1.00	"	"	"	"	"	"	"
Trichloroacetic Acid	ND	1.00	"	"	"	"	"	"	"
Monobromoacetic Acid	ND	1.00	"	"	"	"	"	"	"
Dibromoacetic Acid	ND	1.00	"	"	"	"	"	"	"
Total Haloacetic Acids	ND	1.00	"	"	"	"	"	"	"

The results in this report apply to the samples analyzed in accordance with the chain of custody document. This analytical report must be reproduced in its entirety.



Crestline Sanitation District
 P.O. Box 3395
 Crestline CA, 92325-3395

Project: Las Flores Ranch
 Project Number: Annual Monitoring Wells 1,2,3,4
 Project Manager: Ron Scriven

Reported:
 09/21/21 15:56

Volatile Organics by EPA Method 624.1

Sierra Analytical Labs, Inc.

Analyte	Result	Reporting			Batch	Prepared	Analyzed	Method	Notes
		Limit	Units	Dilution					
MW-1-09-09 (2109121-01) Water Sampled: 09/09/21 08:40 Received: 09/09/21 14:56									
<i>Surrogate: Dibromofluoromethane</i>		96.7 %		86-118	B111401	09/13/21	09/14/21 10:28	EPA 624.1	
<i>Surrogate: Toluene-d8</i>		91.8 %		88-110	"	"	"	"	
<i>Surrogate: 4-Bromofluorobenzene</i>		92.9 %		86-115	"	"	"	"	
Acrolein	ND	5.0	"	"	"	"	"	"	
Acrylonitrile	ND	2.0	"	"	"	"	"	"	
Benzene	ND	1.0	"	"	"	"	"	"	
Bromobenzene	ND	1.0	"	"	"	"	"	"	
Bromodichloromethane	ND	1.0	"	"	"	"	"	"	
Bromoform	ND	1.0	"	"	"	"	"	"	
Bromomethane	ND	1.0	"	"	"	"	"	"	
Carbon tetrachloride	ND	1.0	"	"	"	"	"	"	
Chlorobenzene	ND	1.0	"	"	"	"	"	"	
Chloroethane	ND	1.0	"	"	"	"	"	"	
2-Chloroethylvinyl ether	ND	1.0	"	"	"	"	"	"	
Chloroform	ND	1.0	"	"	"	"	"	"	
Chloromethane	ND	1.0	"	"	"	"	"	"	
Dibromochloromethane	ND	1.0	"	"	"	"	"	"	
1,2-Dichlorobenzene	ND	1.0	"	"	"	"	"	"	
1,3-Dichlorobenzene	ND	1.0	"	"	"	"	"	"	
1,4-Dichlorobenzene	ND	1.0	"	"	"	"	"	"	
1,1-Dichloroethane	ND	1.0	"	"	"	"	"	"	
1,2-Dichloroethane	ND	1.0	"	"	"	"	"	"	
1,1-Dichloroethene	ND	1.0	"	"	"	"	"	"	
cis-1,2-Dichloroethene	ND	1.0	"	"	"	"	"	"	
trans-1,2-Dichloroethene	ND	1.0	"	"	"	"	"	"	
1,2-Dichloropropane	ND	1.0	"	"	"	"	"	"	
1,1-Dichloropropene	ND	1.0	"	"	"	"	"	"	
cis-1,3-Dichloropropene	ND	1.0	"	"	"	"	"	"	
trans-1,3-Dichloropropene	ND	1.0	"	"	"	"	"	"	
Ethylbenzene	ND	1.0	"	"	"	"	"	"	
Methylene chloride	ND	1.0	"	"	"	"	"	"	
1,1,2,2-Tetrachloroethane	ND	1.0	"	"	"	"	"	"	
Tetrachloroethene	ND	1.0	"	"	"	"	"	"	
Toluene	ND	1.0	"	"	"	"	"	"	
1,1,1-Trichloroethane	ND	1.0	"	"	"	"	"	"	
1,1,2-Trichloroethane	ND	1.0	"	"	"	"	"	"	
Trichloroethene	ND	1.0	"	"	"	"	"	"	
Trichlorofluoromethane	ND	1.0	"	"	"	"	"	"	
Vinyl chloride	ND	1.0	"	"	"	"	"	"	
m,p-Xylene	ND	1.0	"	"	"	"	"	"	
o-Xylene	ND	1.0	"	"	"	"	"	"	

The results in this report apply to the samples analyzed in accordance with the chain of custody document. This analytical report must be reproduced in its entirety.



Crestline Sanitation District
P.O. Box 3395
Crestline CA, 92325-3395

Project: Las Flores Ranch
Project Number: Annual Monitoring Wells 1,2,3,4
Project Manager: Ron Scriven

Reported:
09/21/21 15:56

Volatile Organics by EPA Method 624.1

Sierra Analytical Labs, Inc.

Analyte	Result	Reporting		Dilution	Batch	Prepared	Analyzed	Method	Notes
		Limit	Units						
MW-1-09-09 (2109121-01) Water Sampled: 09/09/21 08:40 Received: 09/09/21 14:56									
Methyl tert-butyl ether	ND	1.0	µg/L	1	B111401	09/13/21	09/14/21 10:28	EPA 624.1	I-02
MW-2-09-09 (2109121-02) Water Sampled: 09/09/21 09:00 Received: 09/09/21 14:56									
<i>Surrogate: Dibromofluoromethane</i>		109 %	86-118		B111401	09/13/21	09/14/21 10:28	EPA 624.1	
<i>Surrogate: Toluene-d8</i>		91.5 %	88-110		"	"	"	"	
<i>Surrogate: 4-Bromofluorobenzene</i>		93.1 %	86-115		"	"	"	"	
Acrolein	ND	5.0	"	"	"	"	"	"	
Acrylonitrile	ND	2.0	"	"	"	"	"	"	
Benzene	ND	1.0	"	"	"	"	"	"	
Bromobenzene	ND	1.0	"	"	"	"	"	"	
Bromodichloromethane	ND	1.0	"	"	"	"	"	"	
Bromoform	ND	1.0	"	"	"	"	"	"	
Bromomethane	ND	1.0	"	"	"	"	"	"	
Carbon tetrachloride	ND	1.0	"	"	"	"	"	"	
Chlorobenzene	ND	1.0	"	"	"	"	"	"	
Chloroethane	ND	1.0	"	"	"	"	"	"	
2-Chloroethylvinyl ether	ND	1.0	"	"	"	"	"	"	
Chloroform	ND	1.0	"	"	"	"	"	"	
Chloromethane	ND	1.0	"	"	"	"	"	"	
Dibromochloromethane	ND	1.0	"	"	"	"	"	"	
1,2-Dichlorobenzene	ND	1.0	"	"	"	"	"	"	
1,3-Dichlorobenzene	ND	1.0	"	"	"	"	"	"	
1,4-Dichlorobenzene	ND	1.0	"	"	"	"	"	"	
1,1-Dichloroethane	ND	1.0	"	"	"	"	"	"	
1,2-Dichloroethane	ND	1.0	"	"	"	"	"	"	
1,1-Dichloroethene	ND	1.0	"	"	"	"	"	"	
cis-1,2-Dichloroethene	ND	1.0	"	"	"	"	"	"	
trans-1,2-Dichloroethene	ND	1.0	"	"	"	"	"	"	
1,2-Dichloropropane	ND	1.0	"	"	"	"	"	"	
1,1-Dichloropropene	ND	1.0	"	"	"	"	"	"	
cis-1,3-Dichloropropene	ND	1.0	"	"	"	"	"	"	
trans-1,3-Dichloropropene	ND	1.0	"	"	"	"	"	"	
Ethylbenzene	ND	1.0	"	"	"	"	"	"	
Methylene chloride	ND	1.0	"	"	"	"	"	"	
1,1,2,2-Tetrachloroethane	ND	1.0	"	"	"	"	"	"	
Tetrachloroethene	ND	1.0	"	"	"	"	"	"	
Toluene	ND	1.0	"	"	"	"	"	"	
1,1,1-Trichloroethane	ND	1.0	"	"	"	"	"	"	
1,1,2-Trichloroethane	ND	1.0	"	"	"	"	"	"	
Trichloroethene	ND	1.0	"	"	"	"	"	"	
Trichlorofluoromethane	ND	1.0	"	"	"	"	"	"	

The results in this report apply to the samples analyzed in accordance with the chain of custody document. This analytical report must be reproduced in its entirety.



Crestline Sanitation District
P.O. Box 3395
Crestline CA, 92325-3395

Project: Las Flores Ranch
Project Number: Annual Monitoring Wells 1,2,3,4
Project Manager: Ron Scriven

Reported:
09/21/21 15:56

Volatile Organics by EPA Method 624.1
Sierra Analytical Labs, Inc.

Analyte	Result	Reporting			Dilution	Batch	Prepared	Analyzed	Method	Notes
		Limit	Units							
MW-2-09-09 (2109121-02) Water										1-02
	Sampled: 09/09/21 09:00	Received: 09/09/21 14:56								
Vinyl chloride	ND	1.0	µg/L	1	B111401	09/13/21	09/14/21 10:28	EPA 624.1		
m,p-Xylene	ND	1.0	"	"	"	"	"	"		
o-Xylene	ND	1.0	"	"	"	"	"	"		
Methyl tert-butyl ether	ND	1.0	"	"	"	"	"	"		
MW-3-09-09 (2109121-03) Water										1-02
	Sampled: 09/09/21 09:15	Received: 09/09/21 14:56								
Surrogate: Dibromofluoromethane		114 %		86-118	B111401	09/13/21	09/14/21 10:28	EPA 624.1		
Surrogate: Toluene-d8		93.5 %		88-110	"	"	"	"		
Surrogate: 4-Bromofluorobenzene		92.4 %		86-115	"	"	"	"		
Acrolein	ND	5.0	"	"	"	"	"	"		
Acrylonitrile	ND	2.0	"	"	"	"	"	"		
Benzene	ND	1.0	"	"	"	"	"	"		
Bromobenzene	ND	1.0	"	"	"	"	"	"		
Bromodichloromethane	ND	1.0	"	"	"	"	"	"		
Bromoform	ND	1.0	"	"	"	"	"	"		
Bromomethane	ND	1.0	"	"	"	"	"	"		
Carbon tetrachloride	ND	1.0	"	"	"	"	"	"		
Chlorobenzene	ND	1.0	"	"	"	"	"	"		
Chloroethane	ND	1.0	"	"	"	"	"	"		
2-Chloroethylvinyl ether	ND	1.0	"	"	"	"	"	"		
Chloroform	ND	1.0	"	"	"	"	"	"		
Chloromethane	ND	1.0	"	"	"	"	"	"		
Dibromochloromethane	ND	1.0	"	"	"	"	"	"		
1,2-Dichlorobenzene	ND	1.0	"	"	"	"	"	"		
1,3-Dichlorobenzene	ND	1.0	"	"	"	"	"	"		
1,4-Dichlorobenzene	ND	1.0	"	"	"	"	"	"		
1,1-Dichloroethane	ND	1.0	"	"	"	"	"	"		
1,2-Dichloroethane	ND	1.0	"	"	"	"	"	"		
1,1-Dichloroethene	ND	1.0	"	"	"	"	"	"		
cis-1,2-Dichloroethene	ND	1.0	"	"	"	"	"	"		
trans-1,2-Dichloroethene	ND	1.0	"	"	"	"	"	"		
1,2-Dichloropropane	ND	1.0	"	"	"	"	"	"		
1,1-Dichloropropene	ND	1.0	"	"	"	"	"	"		
cis-1,3-Dichloropropene	ND	1.0	"	"	"	"	"	"		
trans-1,3-Dichloropropene	ND	1.0	"	"	"	"	"	"		
Ethylbenzene	ND	1.0	"	"	"	"	"	"		
Methylene chloride	ND	1.0	"	"	"	"	"	"		
1,1,2,2-Tetrachloroethane	ND	1.0	"	"	"	"	"	"		
Tetrachloroethene	ND	1.0	"	"	"	"	"	"		
Toluene	ND	1.0	"	"	"	"	"	"		
1,1,1-Trichloroethane	ND	1.0	"	"	"	"	"	"		

The results in this report apply to the samples analyzed in accordance with the chain of custody document. This analytical report must be reproduced in its entirety.



Crestline Sanitation District
P.O. Box 3395
Crestline CA, 92325-3395

Project: Las Flores Ranch
Project Number: Annual Monitoring Wells 1,2,3,4
Project Manager: Ron Scriven

Reported:
09/21/21 15:56

Volatile Organics by EPA Method 624.1

Sierra Analytical Labs, Inc.

Analyte	Result	Reporting			Dilution	Batch	Prepared	Analyzed	Method	Notes
		Limit	Units							
MW-3-09-09 (2109121-03) Water										I-02
		Sampled: 09/09/21 09:15		Received: 09/09/21 14:56						
1,1,2-Trichloroethane	ND	1.0	µg/L	1	B111401	09/13/21	09/14/21 10:28	EPA 624.1		
Trichloroethene	ND	1.0	"	"	"	"	"	"		
Trichlorofluoromethane	ND	1.0	"	"	"	"	"	"		
Vinyl chloride	ND	1.0	"	"	"	"	"	"		
m,p-Xylene	ND	1.0	"	"	"	"	"	"		
o-Xylene	ND	1.0	"	"	"	"	"	"		
Methyl tert-butyl ether	ND	1.0	"	"	"	"	"	"		
MW-4-09-09 (2109121-04) Water										I-02
		Sampled: 09/09/21 09:35		Received: 09/09/21 14:56						
<i>Surrogate: Dibromofluoromethane</i>		102 %		86-118	B111401	09/13/21	09/14/21 10:28	EPA 624.1		
<i>Surrogate: Toluene-d8</i>		91.3 %		88-110	"	"	"	"		
<i>Surrogate: 4-Bromofluorobenzene</i>		92.8 %		86-115	"	"	"	"		
Acrolein	ND	5.0	"	"	"	"	"	"		
Acrylonitrile	ND	2.0	"	"	"	"	"	"		
Benzene	ND	1.0	"	"	"	"	"	"		
Bromobenzene	ND	1.0	"	"	"	"	"	"		
Bromodichloromethane	ND	1.0	"	"	"	"	"	"		
Bromoform	ND	1.0	"	"	"	"	"	"		
Bromomethane	ND	1.0	"	"	"	"	"	"		
Carbon tetrachloride	ND	1.0	"	"	"	"	"	"		
Chlorobenzene	ND	1.0	"	"	"	"	"	"		
Chloroethane	ND	1.0	"	"	"	"	"	"		
2-Chloroethylvinyl ether	ND	1.0	"	"	"	"	"	"		
Chloroform	ND	1.0	"	"	"	"	"	"		
Chloromethane	ND	1.0	"	"	"	"	"	"		
Dibromochloromethane	ND	1.0	"	"	"	"	"	"		
1,2-Dichlorobenzene	ND	1.0	"	"	"	"	"	"		
1,3-Dichlorobenzene	ND	1.0	"	"	"	"	"	"		
1,4-Dichlorobenzene	ND	1.0	"	"	"	"	"	"		
1,1-Dichloroethane	ND	1.0	"	"	"	"	"	"		
1,2-Dichloroethane	ND	1.0	"	"	"	"	"	"		
1,1-Dichloroethene	ND	1.0	"	"	"	"	"	"		
cis-1,2-Dichloroethene	ND	1.0	"	"	"	"	"	"		
trans-1,2-Dichloroethene	ND	1.0	"	"	"	"	"	"		
1,2-Dichloropropane	ND	1.0	"	"	"	"	"	"		
1,1-Dichloropropene	ND	1.0	"	"	"	"	"	"		
cis-1,3-Dichloropropene	ND	1.0	"	"	"	"	"	"		
trans-1,3-Dichloropropene	ND	1.0	"	"	"	"	"	"		
Ethylbenzene	ND	1.0	"	"	"	"	"	"		
Methylene chloride	ND	1.0	"	"	"	"	"	"		
1,1,2,2-Tetrachloroethane	ND	1.0	"	"	"	"	"	"		

The results in this report apply to the samples analyzed in accordance with the chain of custody document. This analytical report must be reproduced in its entirety.



Crestline Sanitation District
 P.O. Box 3395
 Crestline CA, 92325-3395

Project: Las Flores Ranch
 Project Number: Annual Monitoring Wells 1,2,3,4
 Project Manager: Ron Scriven

Reported:
 09/21/21 15:56

Volatile Organics by EPA Method 624.1

Sierra Analytical Labs, Inc.

Analyte	Result	Reporting		Dilution	Batch	Prepared	Analyzed	Method	Notes
		Limit	Units						
MW-4-09-09 (2109121-04) Water Sampled: 09/09/21 09:35 Received: 09/09/21 14:56									
Tetrachloroethene	ND	1.0	µg/L	1	B111401	09/13/21	09/14/21 10:28	EPA 624.1	
Toluene	ND	1.0	"	"	"	"	"	"	
1,1,1-Trichloroethane	ND	1.0	"	"	"	"	"	"	
1,1,2-Trichloroethane	ND	1.0	"	"	"	"	"	"	
Trichloroethene	ND	1.0	"	"	"	"	"	"	
Trichlorofluoromethane	ND	1.0	"	"	"	"	"	"	
Vinyl chloride	ND	1.0	"	"	"	"	"	"	
m,p-Xylene	ND	1.0	"	"	"	"	"	"	
o-Xylene	ND	1.0	"	"	"	"	"	"	
Methyl tert-butyl ether	ND	1.0	"	"	"	"	"	"	

The results in this report apply to the samples analyzed in accordance with the chain of custody document. This analytical report must be reproduced in its entirety.



Crestline Sanitation District
 P.O. Box 3395
 Crestline CA, 92325-3395

Project: Las Flores Ranch
 Project Number: Annual Monitoring Wells 1,2,3,4
 Project Manager: Ron Scriven

Reported:
 09/21/21 15:56

Semivolatile Organics by EPA Method 625.1

Sierra Analytical Labs, Inc.

Analyte	Result	Reporting		Dilution	Batch	Prepared	Analyzed	Method	Notes
		Limit	Units						

MW-1-09-09 (2109121-01) Water **Sampled: 09/09/21 08:40** **Received: 09/09/21 14:56**

<i>Surrogate: 2-Fluorophenol</i>		93.1 %		25-121		B111608	09/15/21	09/16/21 12:25	EPA 625.1
<i>Surrogate: Phenol-d6</i>		44.1 %		24-113		"	"	"	"
<i>Surrogate: Nitrobenzene-d5</i>		23.0 %		23-120		"	"	"	"
<i>Surrogate: 2-Fluorobiphenyl</i>		76.1 %		30-115		"	"	"	"
<i>Surrogate: 2,4,6-Tribromophenol</i>		66.3 %		19-122		"	"	"	"
<i>Surrogate: Terphenyl-d14</i>		48.9 %		18-137		"	"	"	"
Acenaphthene	ND	5.0	"	"	"	"	"	"	"
Acenaphthylene	ND	5.0	"	"	"	"	"	"	"
Anthracene	ND	5.0	"	"	"	"	"	"	"
Benzydine	ND	5.0	"	"	"	"	"	"	"
Benzo (a) anthracene	ND	5.0	"	"	"	"	"	"	"
Benzo (b) fluoranthene	ND	5.0	"	"	"	"	"	"	"
Benzo (k) fluoranthene	ND	5.0	"	"	"	"	"	"	"
Benzo (a) pyrene	ND	5.0	"	"	"	"	"	"	"
Benzo (g,h,i) perylene	ND	5.0	"	"	"	"	"	"	"
Butyl benzyl phthalate	ND	5.0	"	"	"	"	"	"	"
Bis(2-chloroethyl)ether	ND	5.0	"	"	"	"	"	"	"
Bis(2-chlorooctoxy)methane	ND	5.0	"	"	"	"	"	"	"
Bis(2-ethylhexyl)phthalate	ND	5.0	"	"	"	"	"	"	"
Bis(2-chloroisopropyl)ether	ND	5.0	"	"	"	"	"	"	"
4-Bromophenyl phenyl ether	ND	5.0	"	"	"	"	"	"	"
2-Chlorophenol	ND	1.0	"	"	"	"	"	"	"
4-Chloro-3-methylphenol	ND	5.0	"	"	"	"	"	"	"
2-Chloronaphthalene	ND	5.0	"	"	"	"	"	"	"
4-Chlorophenyl phenyl ether	ND	5.0	"	"	"	"	"	"	"
Chrysene	ND	5.0	"	"	"	"	"	"	"
Dibenz (a,h) anthracene	ND	5.0	"	"	"	"	"	"	"
1,3-Dichlorobenzene	ND	5.0	"	"	"	"	"	"	"
1,2-Dichlorobenzene	ND	5.0	"	"	"	"	"	"	"
1,4-Dichlorobenzene	ND	5.0	"	"	"	"	"	"	"
3,3'-Dichlorobenzidine	ND	5.0	"	"	"	"	"	"	"
2,4-Dichlorophenol	ND	1.0	"	"	"	"	"	"	"
Diethyl phthalate	ND	5.0	"	"	"	"	"	"	"
2,4-Dimethylphenol	ND	1.0	"	"	"	"	"	"	"
Dimethyl phthalate	ND	5.0	"	"	"	"	"	"	"
Di-n-butyl phthalate	ND	5.0	"	"	"	"	"	"	"
2,4-Dinitrophenol	ND	1.0	"	"	"	"	"	"	"
2,4-Dinitrotoluene	ND	5.0	"	"	"	"	"	"	"
2,6-Dinitrotoluene	ND	5.0	"	"	"	"	"	"	"
Di-n-octyl phthalate	ND	5.0	"	"	"	"	"	"	"
1,2-Diphenylhydrazine	ND	5.0	"	"	"	"	"	"	"

The results in this report apply to the samples analyzed in accordance with the chain of custody document. This analytical report must be reproduced in its entirety.



Crestline Sanitation District
 P.O. Box 3395
 Crestline CA, 92325-3395

Project: Las Flores Ranch
 Project Number: Annual Monitoring Wells 1,2,3,4
 Project Manager: Ron Scriven

Reported:
 09/21/21 15:56

Semivolatile Organics by EPA Method 625.1

Sierra Analytical Labs, Inc.

Analyte	Result	Reporting		Dilution	Batch	Prepared	Analyzed	Method	Notes
		Limit	Units						

MW-1-09-09 (2109121-01) Water Sampled: 09/09/21 08:40 Received: 09/09/21 14:56

Fluoranthene	ND	5.0	µg/L	1	B111608	09/15/21	09/16/21 12:25	EPA 625.1	
Fluorene	ND	5.0	"	"	"	"	"	"	
Hexachlorobenzene	ND	5.0	"	"	"	"	"	"	
Hexachlorobutadiene	ND	5.0	"	"	"	"	"	"	
Hexachlorocyclopentadiene	ND	5.0	"	"	"	"	"	"	
Hexachloroethane	ND	5.0	"	"	"	"	"	"	
Indeno (1,2,3-cd) pyrene	ND	5.0	"	"	"	"	"	"	
Isophorone	ND	5.0	"	"	"	"	"	"	
2-Methyl-4,6-dinitrophenol	ND	5.0	"	"	"	"	"	"	
Naphthalene	ND	5.0	"	"	"	"	"	"	
Nitrobenzene	ND	5.0	"	"	"	"	"	"	
2-Nitrophenol	ND	1.0	"	"	"	"	"	"	
4-Nitrophenol	ND	1.0	"	"	"	"	"	"	
N-Nitrosodimethylamine	ND	5.0	"	"	"	"	"	"	
Diphenylamine	ND	5.0	"	"	"	"	"	"	
N-Nitrosodi-n-propylamine	ND	5.0	"	"	"	"	"	"	
Pentachlorophenol	ND	1.0	"	"	"	"	"	"	
Phenanthrene	ND	5.0	"	"	"	"	"	"	
Phenol	ND	1.0	"	"	"	"	"	"	
Pyrene	ND	5.0	"	"	"	"	"	"	
1,2,4-Trichlorobenzene	ND	5.0	"	"	"	"	"	"	
2,4,6-Trichlorophenol	ND	1.0	"	"	"	"	"	"	

MW-2-09-09 (2109121-02) Water Sampled: 09/09/21 09:00 Received: 09/09/21 14:56

Surrogate: 2-Fluorophenol		115 %	25-121		B111608	09/15/21	09/16/21 12:25	EPA 625.1	
Surrogate: Phenol-d6		67.7 %	24-113		"	"	"	"	
Surrogate: Nitrobenzene-d5		57.2 %	23-120		"	"	"	"	
Surrogate: 2-Fluorobiphenyl		90.1 %	30-115		"	"	"	"	
Surrogate: 2,4,6-Tribromophenol		75.9 %	19-122		"	"	"	"	
Surrogate: Terphenyl-d14		89.6 %	18-137		"	"	"	"	
Acenaphthene	ND	5.0	"	"	"	"	"	"	
Acenaphthylene	ND	5.0	"	"	"	"	"	"	
Anthracene	ND	5.0	"	"	"	"	"	"	
Benzidine	ND	5.0	"	"	"	"	"	"	
Benzo (a) anthracene	ND	5.0	"	"	"	"	"	"	
Benzo (b) fluoranthene	ND	5.0	"	"	"	"	"	"	
Benzo (k) fluoranthene	ND	5.0	"	"	"	"	"	"	
Benzo (a) pyrene	ND	5.0	"	"	"	"	"	"	
Benzo (g,h,i) perylene	ND	5.0	"	"	"	"	"	"	
Butyl benzyl phthalate	ND	5.0	"	"	"	"	"	"	
Bis(2-chloroethyl)ether	ND	5.0	"	"	"	"	"	"	

The results in this report apply to the samples analyzed in accordance with the chain of custody document. This analytical report must be reproduced in its entirety.



Crestline Sanitation District
 P.O. Box 3395
 Crestline CA, 92325-3395

Project: Las Flores Ranch
 Project Number: Annual Monitoring Wells 1,2,3,4
 Project Manager: Ron Scriven

Reported:
 09/21/21 15:56

Semivolatile Organics by EPA Method 625.1

Sierra Analytical Labs, Inc.

Analyte	Result	Reporting			Dilution	Batch	Prepared	Analyzed	Method	Notes
		Limit	Units							
MW-2-09-09 (2109121-02) Water Sampled: 09/09/21 09:00 Received: 09/09/21 14:56										
Bis(2-chloroethoxy)methane	ND	5.0	µg/L	1	B111608	09/15/21	09/16/21 12:25	EPA 625.1		
Bis(2-ethylhexyl)phthalate	ND	5.0	"	"	"	"	"	"		
Bis(2-chloroisopropyl)ether	ND	5.0	"	"	"	"	"	"		
4-Bromophenyl phenyl ether	ND	5.0	"	"	"	"	"	"		
2-Chlorophenol	ND	1.0	"	"	"	"	"	"		
4-Chloro-3-methylphenol	ND	5.0	"	"	"	"	"	"		
2-Chloronaphthalene	ND	5.0	"	"	"	"	"	"		
4-Chlorophenyl phenyl ether	ND	5.0	"	"	"	"	"	"		
Chrysene	ND	5.0	"	"	"	"	"	"		
Dibenz (a,h) anthracene	ND	5.0	"	"	"	"	"	"		
1,3-Dichlorobenzene	ND	5.0	"	"	"	"	"	"		
1,2-Dichlorobenzene	ND	5.0	"	"	"	"	"	"		
1,4-Dichlorobenzene	ND	5.0	"	"	"	"	"	"		
3,3'-Dichlorobenzidine	ND	5.0	"	"	"	"	"	"		
2,4-Dichlorophenol	ND	1.0	"	"	"	"	"	"		
Diethyl phthalate	ND	5.0	"	"	"	"	"	"		
2,4-Dimethylphenol	ND	1.0	"	"	"	"	"	"		
Dimethyl phthalate	ND	5.0	"	"	"	"	"	"		
Di-n-butyl phthalate	ND	5.0	"	"	"	"	"	"		
2,4-Dinitrophenol	ND	1.0	"	"	"	"	"	"		
2,4-Dinitrotoluene	ND	5.0	"	"	"	"	"	"		
2,6-Dinitrotoluene	ND	5.0	"	"	"	"	"	"		
Di-n-octyl phthalate	ND	5.0	"	"	"	"	"	"		
1,2-Diphenylhydrazine	ND	5.0	"	"	"	"	"	"		
Fluoranthene	ND	5.0	"	"	"	"	"	"		
Fluorene	ND	5.0	"	"	"	"	"	"		
Hexachlorobenzene	ND	5.0	"	"	"	"	"	"		
Hexachlorobutadiene	ND	5.0	"	"	"	"	"	"		
Hexachlorocyclopentadiene	ND	5.0	"	"	"	"	"	"		
Hexachloroethane	ND	5.0	"	"	"	"	"	"		
Indeno (1,2,3-cd) pyrene	ND	5.0	"	"	"	"	"	"		
Isophorone	ND	5.0	"	"	"	"	"	"		
2-Methyl-4,6-dinitrophenol	ND	5.0	"	"	"	"	"	"		
Naphthalene	ND	5.0	"	"	"	"	"	"		
Nitrobenzene	ND	5.0	"	"	"	"	"	"		
2-Nitrophenol	ND	1.0	"	"	"	"	"	"		
4-Nitrophenol	ND	1.0	"	"	"	"	"	"		
N-Nitrosodimethylamine	ND	5.0	"	"	"	"	"	"		
Diphenylamine	ND	5.0	"	"	"	"	"	"		
N-Nitrosodi-n-propylamine	ND	5.0	"	"	"	"	"	"		
Pentachlorophenol	ND	1.0	"	"	"	"	"	"		

The results in this report apply to the samples analyzed in accordance with the chain of custody document. This analytical report must be reproduced in its entirety.



Crestline Sanitation District
P.O. Box 3395
Crestline CA, 92325-3395

Project: Las Flores Ranch
Project Number: Annual Monitoring Wells 1,2,3,4
Project Manager: Ron Scriven

Reported:
09/21/21 15:56

Semivolatile Organics by EPA Method 625.1
Sierra Analytical Labs, Inc.

Analyte	Result	Reporting		Dilution	Batch	Prepared	Analyzed	Method	Notes
		Limit	Units						

MW-2-09-09 (2109121-02) Water **Sampled: 09/09/21 09:00** **Received: 09/09/21 14:56**

Phenanthrene	ND	5.0	µg/L	1	B111608	09/15/21	09/16/21 12:25	EPA 625.1	
Phenol	ND	1.0	"	"	"	"	"	"	
Pyrene	ND	5.0	"	"	"	"	"	"	
1,2,4-Trichlorobenzene	ND	5.0	"	"	"	"	"	"	
2,4,6-Trichlorophenol	ND	1.0	"	"	"	"	"	"	

MW-3-09-09 (2109121-03) Water **Sampled: 09/09/21 09:15** **Received: 09/09/21 14:56**

<i>Surrogate: 2-Fluorophenol</i>		69.5 %		25-121	B111608	09/15/21	09/16/21 12:25	EPA 625.1	
<i>Surrogate: Phenol-d6</i>		82.7 %		24-113	"	"	"	"	
<i>Surrogate: Nitrobenzene-d5</i>		88.0 %		23-120	"	"	"	"	
<i>Surrogate: 2-Fluorobiphenyl</i>		78.8 %		30-115	"	"	"	"	
<i>Surrogate: 2,4,6-Tribromophenol</i>		49.2 %		19-122	"	"	"	"	
<i>Surrogate: Terphenyl-d14</i>		90.0 %		18-137	"	"	"	"	
Accnaphthene	ND	5.0	"	"	"	"	"	"	
Accnaphthylene	ND	5.0	"	"	"	"	"	"	
Anthracene	ND	5.0	"	"	"	"	"	"	
Benzidine	ND	5.0	"	"	"	"	"	"	
Benzo (a) anthracene	ND	5.0	"	"	"	"	"	"	
Benzo (b) fluoranthene	ND	5.0	"	"	"	"	"	"	
Benzo (k) fluoranthene	ND	5.0	"	"	"	"	"	"	
Benzo (a) pyrene	ND	5.0	"	"	"	"	"	"	
Benzo (g,h,i) perylene	ND	5.0	"	"	"	"	"	"	
Butyl benzyl phthalate	ND	5.0	"	"	"	"	"	"	
Bis(2-chloroethyl)ether	ND	5.0	"	"	"	"	"	"	
Bis(2-chloroethoxy)methane	ND	5.0	"	"	"	"	"	"	
Bis(2-ethylhexyl)phthalate	ND	5.0	"	"	"	"	"	"	
Bis(2-chloroisopropyl)ether	ND	5.0	"	"	"	"	"	"	
4-Bromophenyl phenyl ether	ND	5.0	"	"	"	"	"	"	
2-Chlorophenol	ND	1.0	"	"	"	"	"	"	
4-Chloro-3-methylphenol	ND	5.0	"	"	"	"	"	"	
2-Chloronaphthalene	ND	5.0	"	"	"	"	"	"	
4-Chlorophenyl phenyl ether	ND	5.0	"	"	"	"	"	"	
Chrysene	ND	5.0	"	"	"	"	"	"	
Dibenz (a,h) anthracene	ND	5.0	"	"	"	"	"	"	
1,3-Dichlorobenzene	ND	5.0	"	"	"	"	"	"	
1,2-Dichlorobenzene	ND	5.0	"	"	"	"	"	"	
1,4-Dichlorobenzene	ND	5.0	"	"	"	"	"	"	
3,3'-Dichlorobenzidine	ND	5.0	"	"	"	"	"	"	
2,4-Dichlorophenol	ND	1.0	"	"	"	"	"	"	
Diethyl phthalate	ND	5.0	"	"	"	"	"	"	
2,4-Dimethylphenol	ND	1.0	"	"	"	"	"	"	

The results in this report apply to the samples analyzed in accordance with the chain of custody document. This analytical report must be reproduced in its entirety.



Crestline Sanitation District
 P.O. Box 3395
 Crestline CA, 92325-3395

Project: Las Flores Ranch
 Project Number: Annual Monitoring Wells 1,2,3,4
 Project Manager: Ron Scriven

Reported:
 09/21/21 15:56

Semivolatile Organics by EPA Method 625.1
Sierra Analytical Labs, Inc.

Analyte	Result	Reporting		Dilution	Batch	Prepared	Analyzed	Method	Notes
		Limit	Units						
MW-3-09-09 (2109121-03) Water Sampled: 09/09/21 09:15 Received: 09/09/21 14:56									
Dimethyl phthalate	ND	5.0	µg/L	1	B111608	09/15/21	09/16/21 12:25	EPA 625.1	
Di-n-butyl phthalate	ND	5.0	"	"	"	"	"	"	"
2,4-Dinitrophenol	ND	1.0	"	"	"	"	"	"	"
2,4-Dinitrotoluene	ND	5.0	"	"	"	"	"	"	"
2,6-Dinitrotoluene	ND	5.0	"	"	"	"	"	"	"
Di-n-octyl phthalate	ND	5.0	"	"	"	"	"	"	"
1,2-Diphenylhydrazine	ND	5.0	"	"	"	"	"	"	"
Fluoranthene	ND	5.0	"	"	"	"	"	"	"
Fluorene	ND	5.0	"	"	"	"	"	"	"
Hexachlorobenzene	ND	5.0	"	"	"	"	"	"	"
Hexachlorobutadiene	ND	5.0	"	"	"	"	"	"	"
Hexachlorocyclopentadiene	ND	5.0	"	"	"	"	"	"	"
Hexachloroethane	ND	5.0	"	"	"	"	"	"	"
Indeno (1,2,3-cd) pyrene	ND	5.0	"	"	"	"	"	"	"
Isophorone	ND	5.0	"	"	"	"	"	"	"
2-Methyl-4,6-dinitrophenol	ND	5.0	"	"	"	"	"	"	"
Naphthalene	ND	5.0	"	"	"	"	"	"	"
Nitrobenzene	ND	5.0	"	"	"	"	"	"	"
2-Nitrophenol	ND	1.0	"	"	"	"	"	"	"
4-Nitrophenol	ND	1.0	"	"	"	"	"	"	"
N-Nitrosodimethylamine	ND	5.0	"	"	"	"	"	"	"
Diphenylamine	ND	5.0	"	"	"	"	"	"	"
N-Nitrosodi-n-propylamine	ND	5.0	"	"	"	"	"	"	"
Pentachlorophenol	ND	1.0	"	"	"	"	"	"	"
Phenanthrene	ND	5.0	"	"	"	"	"	"	"
Phenol	ND	1.0	"	"	"	"	"	"	"
Pyrene	ND	5.0	"	"	"	"	"	"	"
1,2,4-Trichlorobenzene	ND	5.0	"	"	"	"	"	"	"
2,4,6-Trichlorophenol	ND	1.0	"	"	"	"	"	"	"

The results in this report apply to the samples analyzed in accordance with the chain of custody document. This analytical report must be reproduced in its entirety.



Crestline Sanitation District
P.O. Box 3395
Crestline CA, 92325-3395

Project: Las Flores Ranch
Project Number: Annual Monitoring Wells 1,2,3,4
Project Manager: Ron Scriven

Reported:
09/21/21 15:56

Semivolatile Organics by EPA Method 625.1

Sierra Analytical Labs, Inc.

Analyte	Result	Reporting		Dilution	Batch	Prepared	Analyzed	Method	Notes
		Limit	Units						

MW-4-09-09 (2109121-04) Water **Sampled: 09/09/21 09:35** **Received: 09/09/21 14:56**

<i>Surrogate: 2-Fluorophenol</i>		58.6 %		25-121	B111608	09/15/21	09/16/21 12:25	EPA 625.1	
<i>Surrogate: Phenol-d6</i>		54.6 %		24-113	"	"	"	"	
<i>Surrogate: Nitrobenzene-d5</i>		42.6 %		23-120	"	"	"	"	
<i>Surrogate: 2-Fluorobiphenyl</i>		83.5 %		30-115	"	"	"	"	
<i>Surrogate: 2,4,6-Tribromophenol</i>		102 %		19-122	"	"	"	"	
<i>Surrogate: Terphenyl-d14</i>		83.3 %		18-137	"	"	"	"	
Acenaphthene	ND	5.0	"	"	"	"	"	"	
Acenaphthylene	ND	5.0	"	"	"	"	"	"	
Anthracene	ND	5.0	"	"	"	"	"	"	
Benzydine	ND	5.0	"	"	"	"	"	"	
Benzo (a) anthracene	ND	5.0	"	"	"	"	"	"	
Benzo (b) fluoranthene	ND	5.0	"	"	"	"	"	"	
Benzo (k) fluoranthene	ND	5.0	"	"	"	"	"	"	
Benzo (a) pyrene	ND	5.0	"	"	"	"	"	"	
Benzo (g,h,i) perylene	ND	5.0	"	"	"	"	"	"	
Butyl benzyl phthalate	ND	5.0	"	"	"	"	"	"	
Bis(2-chloroethyl)ether	ND	5.0	"	"	"	"	"	"	
Bis(2-chloroethoxy)methane	ND	5.0	"	"	"	"	"	"	
Bis(2-ethylhexyl)phthalate	ND	5.0	"	"	"	"	"	"	
Bis(2-chloroisopropyl)ether	ND	5.0	"	"	"	"	"	"	
4-Bromophenyl phenyl ether	ND	5.0	"	"	"	"	"	"	
2-Chlorophenol	ND	1.0	"	"	"	"	"	"	
4-Chloro-3-methylphenol	ND	5.0	"	"	"	"	"	"	
2-Chloronaphthalene	ND	5.0	"	"	"	"	"	"	
4-Chlorophenyl phenyl ether	ND	5.0	"	"	"	"	"	"	
Chrysene	ND	5.0	"	"	"	"	"	"	
Dibenz (a,h) anthracene	ND	5.0	"	"	"	"	"	"	
1,3-Dichlorobenzene	ND	5.0	"	"	"	"	"	"	
1,2-Dichlorobenzene	ND	5.0	"	"	"	"	"	"	
1,4-Dichlorobenzene	ND	5.0	"	"	"	"	"	"	
3,3'-Dichlorobenzidine	ND	5.0	"	"	"	"	"	"	
2,4-Dichlorophenol	ND	1.0	"	"	"	"	"	"	
Diethyl phthalate	ND	5.0	"	"	"	"	"	"	
2,4-Dimethylphenol	ND	1.0	"	"	"	"	"	"	
Dimethyl phthalate	ND	5.0	"	"	"	"	"	"	
Di-n-butyl phthalate	ND	5.0	"	"	"	"	"	"	
2,4-Dinitrophenol	ND	1.0	"	"	"	"	"	"	
2,4-Dinitrotoluene	ND	5.0	"	"	"	"	"	"	
2,6-Dinitrotoluene	ND	5.0	"	"	"	"	"	"	
Di-n-octyl phthalate	ND	5.0	"	"	"	"	"	"	
1,2-Diphenylhydrazine	ND	5.0	"	"	"	"	"	"	

The results in this report apply to the samples analyzed in accordance with the chain of custody document. This analytical report must be reproduced in its entirety.



Crestline Sanitation District
 P.O. Box 3395
 Crestline CA, 92325-3395

Project: Las Flores Ranch
 Project Number: Annual Monitoring Wells 1,2,3,4
 Project Manager: Ron Scriven

Reported:
 09/21/21 15:56

Semivolatile Organics by EPA Method 625.1
Sierra Analytical Labs, Inc.

Analyte	Result	Reporting		Dilution	Batch	Prepared	Analyzed	Method	Notes
		Limit	Units						
MW-4-09-09 (2109121-04) Water Sampled: 09/09/21 09:35 Received: 09/09/21 14:56									
Fluoranthene	ND	5.0	µg/L	1	B111608	09/15/21	09/16/21 12:25	EPA 625.1	
Fluorene	ND	5.0	"	"	"	"	"	"	"
Hexachlorobenzene	ND	5.0	"	"	"	"	"	"	"
Hexachlorobutadiene	ND	5.0	"	"	"	"	"	"	"
Hexachlorocyclopentadiene	ND	5.0	"	"	"	"	"	"	"
Hexachloroethane	ND	5.0	"	"	"	"	"	"	"
Indeno (1,2,3-cd) pyrene	ND	5.0	"	"	"	"	"	"	"
Isophorone	ND	5.0	"	"	"	"	"	"	"
2-Methyl-4,6-dinitrophenol	ND	5.0	"	"	"	"	"	"	"
Naphthalene	ND	5.0	"	"	"	"	"	"	"
Nitrobenzene	ND	5.0	"	"	"	"	"	"	"
2-Nitrophenol	ND	1.0	"	"	"	"	"	"	"
4-Nitrophenol	ND	1.0	"	"	"	"	"	"	"
N-Nitrosodimethylamine	ND	5.0	"	"	"	"	"	"	"
Diphenylamine	ND	5.0	"	"	"	"	"	"	"
N-Nitrosodi-n-propylamine	ND	5.0	"	"	"	"	"	"	"
Pentachlorophenol	ND	1.0	"	"	"	"	"	"	"
Phenanthrene	ND	5.0	"	"	"	"	"	"	"
Phenol	ND	1.0	"	"	"	"	"	"	"
Pyrene	ND	5.0	"	"	"	"	"	"	"
1,2,4-Trichlorobenzene	ND	5.0	"	"	"	"	"	"	"
2,4,6-Trichlorophenol	ND	1.0	"	"	"	"	"	"	"

The results in this report apply to the samples analyzed in accordance with the chain of custody document. This analytical report must be reproduced in its entirety.



Crestline Sanitation District
 P.O. Box 3395
 Crestline CA, 92325-3395

Project: Las Flores Ranch
 Project Number: Monitoring Wells
 Project Manager: Ron Scriven

Reported:
 12/20/21 13:14

Trihalomethanes by EPA Method 524.2

Sierra Analytical Labs, Inc.

Analyte	Result	Reporting		Dilution	Batch	Prepared	Analyzed	Method	Notes
		Limit	Units						

MW-1 12-09 (2112137-01) Water **Sampled: 12/09/21 09:50** **Received: 12/09/21 12:35**

<i>Surrogate: Dibromofluoromethane</i>		115 %	86-118		B1L1005	12/10/21	12/13/21 09:12	EPA 524.2	
<i>Surrogate: Toluene-d8</i>		104 %	88-110		"	"	"	"	
<i>Surrogate: 4-Bromofluorobenzene</i>		106 %	86-115		"	"	"	"	
Bromodichloromethane	ND	0.500	"	"	"	"	"	"	
Bromoform	ND	0.500	"	"	"	"	"	"	
Chloroform	ND	0.500	"	"	"	"	"	"	
Dibromochloromethane	ND	0.500	"	"	"	"	"	"	
Total Trihalomethanes	ND	0.500	"	"	"	"	"	"	

MW-2 12-09 (2112137-02) Water **Sampled: 12/09/21 11:02** **Received: 12/09/21 12:35**

<i>Surrogate: Dibromofluoromethane</i>		115 %	86-118		B1L1005	12/10/21	12/13/21 09:12	EPA 524.2	
<i>Surrogate: Toluene-d8</i>		104 %	88-110		"	"	"	"	
<i>Surrogate: 4-Bromofluorobenzene</i>		107 %	86-115		"	"	"	"	
Bromodichloromethane	ND	0.500	"	"	"	"	"	"	
Bromoform	ND	0.500	"	"	"	"	"	"	
Chloroform	ND	0.500	"	"	"	"	"	"	
Dibromochloromethane	ND	0.500	"	"	"	"	"	"	
Total Trihalomethanes	ND	0.500	"	"	"	"	"	"	

MW-3 12-09 (2112137-03) Water **Sampled: 12/09/21 10:30** **Received: 12/09/21 12:35**

<i>Surrogate: Dibromofluoromethane</i>		117 %	86-118		B1L1005	12/10/21	12/13/21 09:12	EPA 524.2	
<i>Surrogate: Toluene-d8</i>		105 %	88-110		"	"	"	"	
<i>Surrogate: 4-Bromofluorobenzene</i>		108 %	86-115		"	"	"	"	
Bromodichloromethane	ND	0.500	"	"	"	"	"	"	
Bromoform	ND	0.500	"	"	"	"	"	"	
Chloroform	ND	0.500	"	"	"	"	"	"	
Dibromochloromethane	ND	0.500	"	"	"	"	"	"	
Total Trihalomethanes	ND	0.500	"	"	"	"	"	"	

The results in this report apply to the samples analyzed in accordance with the chain of custody document. This analytical report must be reproduced in its entirety.



Crestline Sanitation District
P.O. Box 3395
Crestline CA, 92325-3395

Project: Las Flores Ranch
Project Number: Monitoring Wells
Project Manager: Ron Scriven

Reported:
12/20/21 13:14

Trihalomethanes by EPA Method 524.2

Sierra Analytical Labs, Inc.

Analyte	Result	Reporting		Dilution	Batch	Prepared	Analyzed	Method	Notes
		Limit	Units						

MW-4 12-09 (2112137-04) Water **Sampled: 12/09/21 10:45** **Received: 12/09/21 12:35**

<i>Surrogate: Dibromofluoromethane</i>		114 %	86-118		B1L1005	12/10/21	12/13/21 09:12	EPA 524.2	
<i>Surrogate: Toluene-d8</i>		103 %	88-110		"	"	"	"	
<i>Surrogate: 4-Bromofluorobenzene</i>		108 %	86-115		"	"	"	"	
Bromodichloromethane	ND	0.500	"	"	"	"	"	"	
Bromoform	ND	0.500	"	"	"	"	"	"	
Chloroform	ND	0.500	"	"	"	"	"	"	
Dibromochloromethane	ND	0.500	"	"	"	"	"	"	
Total Trihalomethanes	ND	0.500	"	"	"	"	"	"	

The results in this report apply to the samples analyzed in accordance with the chain of custody document. This analytical report must be reproduced in its entirety.



Crestline Sanitation District
 P.O. Box 3395
 Crestline CA, 92325-3395

Project: Las Flores Ranch
 Project Number: Monitoring Wells
 Project Manager: Ron Scriven

Reported:
 12/20/21 13:14

Haloacetic Acids (GC/ECD) by EPA Method 552.2

Sierra Analytical Labs, Inc.

Analyte	Result	Reporting		Dilution	Batch	Prepared	Analyzed	Method	Notes
		Limit	Units						
MW-1 12-09 (2112137-01) Water Sampled: 12/09/21 09:50 Received: 12/09/21 12:35									
<i>Surrogate: 2,3-Dibromopropionic Acid</i>			101 %	60-150	B1L1304	12/13/21	12/14/21 09:44	EPA 552.2	
Monochloroacetic Acid	ND	2.00	"	"	"	"	"	"	
Dichloroacetic Acid	ND	1.00	"	"	"	"	"	"	
Trichloroacetic Acid	ND	1.00	"	"	"	"	"	"	
Monobromoacetic Acid	ND	1.00	"	"	"	"	"	"	
Dibromoacetic Acid	ND	1.00	"	"	"	"	"	"	
Total Haloacetic Acids	ND	1.00	"	"	"	"	"	"	
MW-2 12-09 (2112137-02) Water Sampled: 12/09/21 11:02 Received: 12/09/21 12:35									
<i>Surrogate: 2,3-Dibromopropionic Acid</i>			119 %	60-150	B1L1304	12/13/21	12/14/21 09:44	EPA 552.2	
Monochloroacetic Acid	ND	2.00	"	"	"	"	"	"	
Dichloroacetic Acid	ND	1.00	"	"	"	"	"	"	
Trichloroacetic Acid	ND	1.00	"	"	"	"	"	"	
Monobromoacetic Acid	ND	1.00	"	"	"	"	"	"	
Dibromoacetic Acid	ND	1.00	"	"	"	"	"	"	
Total Haloacetic Acids	ND	1.00	"	"	"	"	"	"	
MW-3 12-09 (2112137-03) Water Sampled: 12/09/21 10:30 Received: 12/09/21 12:35									
<i>Surrogate: 2,3-Dibromopropionic Acid</i>			108 %	60-150	B1L1304	12/13/21	12/14/21 09:44	EPA 552.2	
Monochloroacetic Acid	ND	2.00	"	"	"	"	"	"	
Dichloroacetic Acid	ND	1.00	"	"	"	"	"	"	
Trichloroacetic Acid	ND	1.00	"	"	"	"	"	"	
Monobromoacetic Acid	ND	1.00	"	"	"	"	"	"	
Dibromoacetic Acid	ND	1.00	"	"	"	"	"	"	
Total Haloacetic Acids	ND	1.00	"	"	"	"	"	"	

The results in this report apply to the samples analyzed in accordance with the chain of custody document. This analytical report must be reproduced in its entirety.



Crestline Sanitation District
 P.O. Box 3395
 Crestline CA, 92325-3395

Project: Las Flores Ranch
 Project Number: Monitoring Wells
 Project Manager: Ron Scriven

Reported:
 12/20/21 13:14

Haloacetic Acids (GC/ECD) by EPA Method 552.2

Sierra Analytical Labs, Inc.

Analyte	Result	Reporting		Dilution	Batch	Prepared	Analyzed	Method	Notes
		Limit	Units						

MW-4 12-09 (2112137-04) Water Sampled: 12/09/21 10:45 Received: 12/09/21 12:35

<i>Surrogate: 2,3-Dibromopropionic Acid</i>		140 %	60-150		B1L1304	12/13/21	12/14/21 09:44	EPA 552.2	
Monochloroacetic Acid	ND	2.00	"	"	"	"	"	"	"
Dichloroacetic Acid	ND	1.00	"	"	"	"	"	"	"
Trichloroacetic Acid	ND	1.00	"	"	"	"	"	"	"
Monobromoacetic Acid	ND	1.00	"	"	"	"	"	"	"
Dibromoacetic Acid	ND	1.00	"	"	"	"	"	"	"
Total Haloacetic Acids	ND	1.00	"	"	"	"	"	"	"

The results in this report apply to the samples analyzed in accordance with the chain of custody document. This analytical report must be reproduced in its entirety.