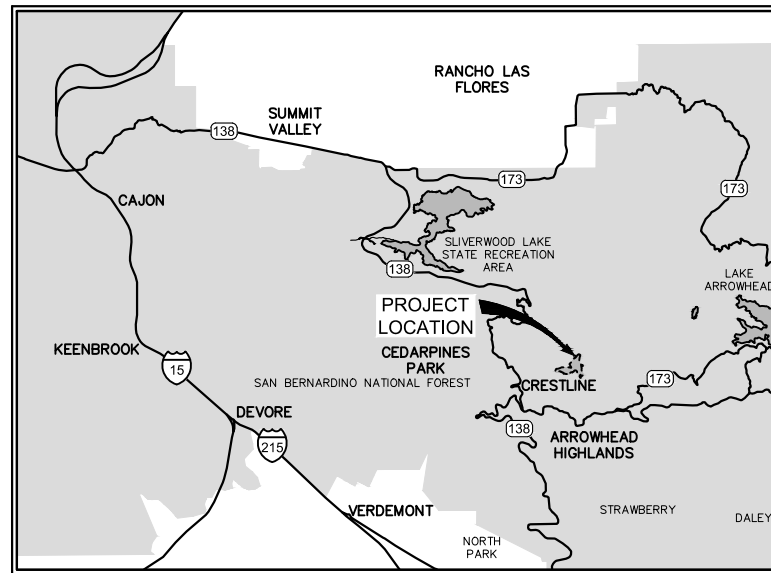
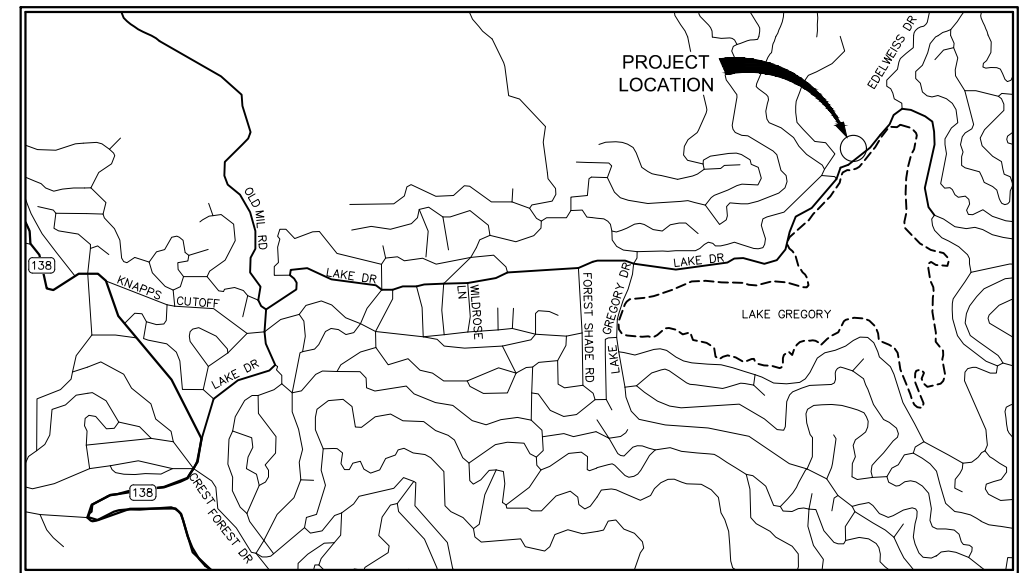


# Crestline Sanitation District

## CONSTRUCTION PLANS FOR HUSTON CREEK WWTP PRIMARY CLARIFIER AND DEWATERING BUILDING IMPROVEMENTS



**VICINITY MAP**  
NOT TO SCALE



**LOCATION MAP**  
NOT TO SCALE

PROJECT ADDRESS  
24516 LAKE DR  
CRESTLINE, CA. 92352

### DECLARATION OF RESPONSIBLE CHARGE

I HEREBY DECLARE THAT I AM THE ENGINEER OF WORK FOR THIS PROJECT, THAT I HAVE EXERCISED RESPONSIBLE CHARGE OVER THE DESIGN OF THE PROJECT AS DEFINED IN SECTION 6703 OF THE BUSINESS AND PROFESSIONS CODE AND THAT THE DESIGN IS CONSISTENT WITH CURRENT STANDARDS.

I UNDERSTAND THAT THE CHECK OF PROJECT DRAWINGS AND SPECIFICATIONS BY THE CRESTLINE SANITATION DISTRICT IS CONFINED TO REVIEW ONLY AND DOES NOT RELIEVE ME, AS ENGINEER OF WORK, OF MY RESPONSIBILITIES FOR PROJECT DESIGN.

DUDEK 605 THIRD ST ENCINITAS, CA. 92024

PHILLIP J. GIORI R.C.E. 87516 DATE  
EXPIRES 9/30/2019

APPROVED:

CRESTLINE SANITATION DISTRICT DATE

**DIG ALERT**



CALL TOLL FREE  
**1-800-227-2600**

TWO  
WORKING DAYS  
BEFORE YOU  
DIG

Underground Service Alert  
of Southern California

### CONTACT INFORMATION

CRESTLINE SANITATION DISTRICT	RICK DEVER	(909) 338-1751
DUDEK	PHILL GIORI	(760) 479-4173
SOUTHERN CALIFORNIA EDISON (SCE)	KIM GURULE	(714) 769-9932
CALIFORNIA STATE PARKS	ROBERT SCHOLFIELD	(949) 426-1715
CALTRANS	IMAN BESHAY	(909) 338-7058
FRONTIER	DESIREE SERRANO	(909) 748-6640

PROGRESS: PDR SUBMITTAL

SUBMITTAL DATE: xx/xx/19

PROJECT MANAGER: P. GIORI  
DESIGNED BY: P. GIORI  
DRAWN BY: N. HUNTER  
CHECKED BY: N. HARPER



PLANS PREPARED BY:

**DUDEK**  
605 Third Street Encinitas, CA 92024  
760.942.5147 Fax 760.632.0164



Crestline  
Sanitation District

24516 Lake Drive, (P.O. Box 3395)  
Crestline, California 92325-3395  
909.338.1751 Fax 909.338.5306

CRESTLINE SANITATION DISTRICT  
**HUSTON CREEK WWTP PRIMARY CLARIFIER  
AND DEWATERING BUILDING IMPROVEMENTS**

TITLE SHEET, LOCATION MAP,  
VICINITY MAP, SHEET INDEX

**G-1**

PROJECT NO.  
11652

DWG. NO. 1 OF 114

PRELIMINARY DESIGN  
NOT FOR CONSTRUCTION

**GENERAL NOTES**

- ALL WORK SHALL BE DONE IN CONFORMANCE WITH THESE PLANS AND TECHNICAL SPECIFICATIONS.
- THE CONTRACTOR SHALL GUARANTEE ALL WORK FOR A PERIOD OF ONE YEAR AFTER THE DATE OF FINAL ACCEPTANCE BY THE DISTRICT. ANY WORK THAT MAY PROVE DEFECTIVE IN WORKMANSHIP AND/OR MATERIALS WITHIN THE WARRANTY PERIOD SHALL BE REPAIRED OR REPLACED ALONG WITH ANY OTHER WORK WHICH MAY BE DAMAGED OR DISPLACED DURING THE PERFORMANCE OF WARRANTY WORK WITH NO ADDITIONAL EXPENSE TO THE DISTRICT.

**3. EXISTING FACILITIES:**

- CONTRACTOR SHALL NOTIFY UNDERGROUND SERVICE ALERT (USA, 1-800-227-2600) AT LEAST TWO WORKING DAYS PRIOR TO COMMENCING WORK.
- OWNERS OF NON-PRESSURE CONDUITS ARE NOT REQUIRED TO BE MEMBERS OF USA. THEREFORE, IN ADDITION TO CONTACTING USA, THE CONTRACTOR SHALL CONTACT ALL OWNERS OF NON-PRESSURE CONDUITS (I.E. STORM DRAINS AND GRAVITY SEWERS, AGRICULTURAL DRAIN PIPELINES, AND IRRIGATION PIPELINES) AND COORDINATE MARK-OUT SO AS TO NOT INTERFERE WITH THE PROGRESS OF THE WORK.
- THE EXISTENCE AND LOCATION OF EXISTING UNDERGROUND FACILITIES SHOWN ON THE PLANS ARE APPROXIMATE AND WERE OBTAINED BY A SEARCH OF RECORDS MADE AVAILABLE BY THE OWNERS OF THE FACILITIES. IT SHALL BE THE CONTRACTOR'S RESPONSIBILITY TO PROTECT IN PLACE OR REPAIR IMMEDIATELY ANY AND ALL UNDERGROUND FACILITIES ENCOUNTERED DURING THE COURSE OF THE WORK. THE CONTRACTOR SHALL TAKE PRECAUTIONARY MEASURES TO PROTECT ANY EXISTING FACILITY SHOWN HEREON AND ANY OTHER WHICH IS NOT OF RECORD OR NOT SHOWN ON THE DRAWINGS.
- LOCATION AND ELEVATION OF IMPROVEMENTS TO BE MET BY THE WORK OF THIS CONTRACT SHALL BE CONFIRMED BY FIELD MEASUREMENTS PRIOR TO CONSTRUCTION. CONTRACTOR SHALL MAKE EXPLORATORY EXCAVATIONS AND LOCATE EXISTING UNDERGROUND FACILITIES AT LEAST ONE WEEK IN ADVANCE OF CONSTRUCTION TO ALLOW REVISIONS TO THESE PLANS, IF NECESSARY DUE TO ACTUAL LOCATION OF THE EXISTING FACILITIES.
- CONTRACTOR SHALL EXERCISE DUE CARE TO AVOID INJURY TO EXISTING IMPROVEMENTS, FACILITIES, AND ADJACENT PROPERTIES INCLUDING, BUT NOT LIMITED TO, LANDSCAPING, TREES, SHRUBBERY, HARDSCAPE, FENCES, WALLS, ETC. WHICH ARE NOT TO BE REMOVED. CONTRACTOR SHALL REPAIR OR REPLACE ANY DAMAGED PROPERTY AT NO ADDITIONAL COST TO THE DISTRICT.

**5. SAFETY:**

- CONTRACTOR SHALL ASSUME SOLE AND COMPLETE RESPONSIBILITY FOR JOB SITE CONDITIONS DURING THE COURSE OF CONSTRUCTION INCLUDING SAFETY OF ALL PERSONS AND PROPERTY. THIS REQUIREMENT IS NOT LIMITED TO NORMAL WORKING HOURS. THE CONTRACTOR SHALL DEFEND, INDEMNIFY, AND HOLD THE DISTRICT AND THE ENGINEER HARMLESS FROM ANY AND ALL LIABILITY, REAL OR ALLEGED IN CONNECTION WITH THE PERFORMANCE OF THIS WORK, EXCEPTING LIABILITY ARISING FROM THE SOLE NEGLIGENCE OF THE DISTRICT OR THE ENGINEER.
- CONTRACTOR SHALL COMPLY WITH THE REGULATIONS OF THE "GENERAL CONSTRUCTION SAFETY ORDERS", "TRENCH CONSTRUCTION SAFETY ORDERS" AND OTHER APPLICABLE ORDERS OF THE STATE OF CALIFORNIA, DEPARTMENT OF INDUSTRIAL RELATIONS, DIVISION OF OCCUPATIONAL HEALTH AND SAFETY (CAL-OSHA). CONTRACTOR SHALL PRESENT EVIDENCE OF COMPLIANCE INCLUDING PERMITS FOR TRENCHING OVER FIVE FEET IN DEPTH TO THE DISTRICT PRIOR TO CONSTRUCTION.

**6. TESTING -- CONTRACTOR RESPONSIBILITY:**

- CONTRACTOR SHALL BE RESPONSIBLE FOR DEMONSTRATING CONFORMANCE WITH THE CONSTRUCTION DOCUMENTS.
- CONTRACTOR SHALL FURNISH ALL MATERIALS, LABOR, AND EQUIPMENT NECESSARY TO PRESSURE TEST PIPELINE AND APPURTENANCES IN ACCORDANCE WITH THE PROJECT TECHNICAL SPECIFICATIONS. TEST PRESSURE SHALL BE 150 PSI. AT NO TIME SHALL THE TEST PRESSURE EXCEED THE PRESSURE RATING OF THE PIPE.

**GENERAL NOTES CONTINUED**

- CONTRACTOR SHALL PROVIDE ALL NECESSARY LABOR, MATERIAL AND EQUIPMENT, AT NO EXPENSE TO THE DISTRICT AND FURNISH MATERIAL SAMPLES AS REQUIRED BY THE DISTRICT'S INSPECTOR TO PERFORM MATERIAL TESTING IN ACCORDANCE WITH THE CONTRACT DOCUMENTS.
  - CONTRACTOR SHALL FURNISH A MATERIAL TESTING FIRM TO PERFORM INITIAL SOIL COMPACTION TESTING DURING TRENCH BACKFILL.
  - CONTRACTOR SHALL FURNISH A MATERIAL TESTING FIRM TO INSPECT AND PERFORM INITIAL TESTS ON CONCRETE PLACED ON THE PROJECT SITE. PRE-CAST CONCRETE SHALL BE TESTED AND CERTIFIED BY THE MANUFACTURER.
  - CONTRACTOR SHALL BE RESPONSIBLE FOR ANY RE-TESTING DUE TO FAILED TESTS OR FOR RE-WORK DUE TO CONTRACTOR REPLACEMENT OR REPAIR OF DEFECTIVE WORKMANSHIP OR MATERIALS. COSTS FOR RE-TESTING AND ADMINISTRATIVE COSTS WILL BE DEDUCTED FROM THE CONTRACTOR'S PROGRESS PAYMENT.
7. THE CONTRACTOR SHALL KEEP ALL CONSTRUCTION ACTIVITIES WITHIN PUBLIC RIGHT-OF-WAY AND EASEMENTS INDICATED ON THE PLANS. THIS SHALL INCLUDE, BUT NOT BE LIMITED TO, VEHICLES AND EQUIPMENT, TRENCH EXCAVATIONS AND EXCAVATED MATERIALS, AND PIPELINE AND APPURTENANCE MATERIALS. IF THE CONTRACTOR REQUIRES ADDITIONAL CONSTRUCTION EASEMENTS, IT SHALL BE SOLELY THE CONTRACTOR'S RESPONSIBILITY TO OBTAIN SUCH EASEMENTS OR AGREEMENTS FROM THE RESPECTIVE PROPERTY OWNERS WITH NO ADDITIONAL COMPENSATION FROM THE DISTRICT.
- 8. AS-BUILT DRAWINGS:**
- THE CONTRACTOR SHALL MAINTAIN CURRENT BLACKLINE DRAWINGS DURING CONSTRUCTION NEATLY MARKED IN RED INK TO REFLECT THE AS-BUILT CONDITIONS. CONTRACTOR SHALL MAKE UPDATES TO THE AS-BUILT DRAWINGS ON A DAILY BASIS. AS-BUILT DOCUMENTS SHALL BE MAINTAINED ON SITE AT ALL TIMES.
  - AS-BUILT DRAWINGS SHALL INCLUDE BUT NOT BE LIMITED TO ANY DEVIATION FROM PLANS INCLUDING PIPELINE LINE AND GRADE AND SUB-GRADE UTILITY LOCATIONS AND SIZE.
  - CURRENT AS-BUILT DRAWINGS SHALL BE A CONDITION OF MONTHLY PROGRESS PAYMENT. CONTRACTOR SHALL REVIEW AS-BUILT DRAWINGS WITH THE DISTRICT PRIOR TO SUBMITTING PROGRESS PAYMENT REQUEST.
  - AS-BUILT DRAWINGS SHALL BE SUBMITTED TO THE DISTRICT FOR APPROVAL PRIOR TO RELEASE OF RETENTION.

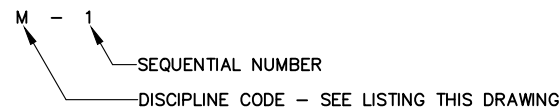
**INDEX OF DRAWINGS**

SHEET	DWG NO.	SHEET TITLE
1	G-1	TITLE SHEET AND LOCATION MAP
2	G-2	SHEET INDEX AND NOTES
* 3	G-3	ABBREVIATIONS
4	G-4	SYMBOLS
5	G-5	PROCESS FLOW DIAGRAM
6	G-6	DESIGN CRITERIA AND HYDRAULIC PROFILE
* 7	G-7	PHASING PLAN - 1
* 8	G-8	PHASING PLAN - 1
* 9	D-1	SITE AND KEY PLAN
* 10	D-2	EXISTING DEWATERING BUILDING
* 11	D-3	CLARIFIER AREA
* 12	D-4	DETAILS AND PHOTOS
* 13	GC-1	GENERAL CIVIL - DETAILS 1
* 14	GC-2	GENERAL CIVIL - DETAILS 2
15	C-1	OVERALL SITE PLAN & CONTRACTOR STAGING AREA
16	C-2	DEWATERING BUILDING GRADING PLAN
* 17	C-3	DEWATERING BUILDING PAVING PLAN
18	C-4	PRIMARY CLARIFIER GRADING PLAN
* 19	C-5	PRIMARY CLARIFIER PAVING PLAN
* 20	C-6	YARD PIPING PLAN
* 21	C-7	PROFILES
* 22	C-8	COORDINATE TABLES
* 23	GA-1	GENERAL NOTES AND ABBREVIATIONS
24	GA-2	DEWATERING BUILDING CODE ANALYSIS, LIFE SAFETY PLAN
25	A-1	DEWATERING BUILDING LOWER FLOOR PLAN
26	A-2	DEWATERING BUILDING UPPER FLOOR PLAN
27	A-3	DEWATERING BUILDING ROOF PLAN
* 28	A-4	DEWATERING BUILDING REFLECTED CEILING PLAN
* 29	A-5	DEWATERING BUILDING SECTIONS
30	A-6	DEWATERING BUILDING EXTERIOR ELEVATIONS
* 31	A-7	DEWATERING BUILDING INTERIOR ELEVATIONS
* 32	A-8	DEWATERING BUILDING INTERIOR ELEVATIONS
* 33	A-9	DEWATERING BUILDING SCHEDULES
* 34	A-10	DEWATERING BUILDING DETAILS - 1
* 35	A-11	DEWATERING BUILDING DETAILS - 2
* 36	GS-1	GENERAL STRUCTURAL - NOTES AND ABBREVIATIONS
* 37	GS-2	GENERAL STRUCTURAL - DETAILS 1
* 38	GS-3	GENERAL STRUCTURAL - DETAILS 2
* 39	GS-4	GENERAL STRUCTURAL - DETAILS 3
40	S-1	DEWATERING BUILDING LOWER FLOOR PLAN AND FOUNDATION PLAN
41	S-2	DEWATERING BUILDING UPPER FLOOR PLAN
42	S-3	DEWATERING BUILDING ROOF PLAN
43	S-4	DEWATERING BUILDING SECTIONS 1
44	S-5	DEWATERING BUILDING SECTIONS 2
* 45	S-6	DEWATERING BUILDING DETAILS 1
* 46	S-7	DEWATERING BUILDING DETAILS 2
* 47	S-8	DEWATERING BUILDING CANOPY DEMOLITION PLAN
* 48	S-9	DEWATERING BUILDING CANOPY SECTIONS AND DETAILS
* 49	S-10	PRIMARY CLARIFIER LOWER PLAN
* 50	S-11	PRIMARY CLARIFIER UPPER PLAN
* 51	S-12	PRIMARY CLARIFIER SECTIONS
* 52	S-13	PRIMARY CLARIFIER SECTIONS AND DETAILS 1
* 53	S-14	PRIMARY CLARIFIER SECTIONS AND DETAILS 2
54	S-15	SLUDGE PUMP VAULT PLAN AND SECTIONS
* 55	S-16	SLUDGE PUMP VAULT SECTIONS AND DETAILS
* 56	S-17	RETAINING WALLS PLAN 1
* 57	S-18	RETAINING WALLS PLAN 2
* 58	S-19	RETAINING WALLS SECTIONS
* 59	S-20	RETAINING WALLS SECTIONS AND DETAILS 1
* 60	S-21	RETAINING WALLS SECTIONS AND DETAILS 2
* 61	S-22	EMERGENCY GENERATOR PAD PLAN, SECTIONS, AND DETAILS

**INDEX OF DRAWINGS**

SHEET	DWG NO.	SHEET TITLE
* 62	GM-1	GENERAL MECHANICAL NOTES AND STANDARD DETAILS
* 63	GM-2	GENERAL MECHANICAL - DETAILS 1
* 64	GM-3	GENERAL MECHANICAL - DETAILS 2
* 65	GM-4	GENERAL MECHANICAL - DETAILS 3
* 66	GM-5	GENERAL MECHANICAL - DETAILS 4
* 67	GM-6	GENERAL MECHANICAL - DETAILS 5
68	M-1	DEWATERING BUILDING LOWER LEVEL (EL. 50)
69	M-2	DEWATERING BUILDING UPPER LEVEL (EL. 65)
* 70	M-3	DEWATERING BUILDING PLUMBING PLAN
* 71	M-4	DEWATERING BUILDING HVAC PLAN
72	M-5	DEWATERING BUILDING SECTIONS
* 73	M-6	DEWATERING BUILDING SECTIONS AND DETAILS
* 74	M-7	POLYMER SYSTEM SCHEMATIC
* 75	M-8	PRIMARY CLARIFIER PLAN
* 76	M-9	PRIMARY CLARIFIER SECTIONS
* 77	M-10	PRIMARY CLARIFIER SECTIONS AND DETAILS
78	M-11	TRANSFER PUMP STATION PLAN AND SECTIONS
79	GE-1	STANDARD SYMBOLS AND ABBREVIATIONS
* 80	E-1	ELECTRICAL SITE DEMOLITION PLAN
81	E-2	ELECTRICAL SITE PLAN
82	E-3	SINGLE LINE DIAGRAM 1
* 83	E-4	SINGLE LINE DIAGRAM 2
* 84	E-5	SCHEDULES 1
85	E-6	SCHEDULES 2
* 86	E-7	DETAILS 1
* 87	E-8	DETAILS 2
* 88	E-9	DETAILS 3
* 89	E-11	CONTROLS 1
* 90	E-12	CONTROLS 2
* 91	E-13	CONTROLS 3
* 92	E-14	DEWATERING BUILDING DEMOLITION PLAN
93	E-15	DEWATERING BUILDING LOWER FLOOR POWER AND CONTROL PLAN
94	E-16	DEWATERING BUILDING UPPER FLOOR POWER AND CONTROL PLAN
95	E-17	DEWATERING BUILDING LOWER FLOOR LIGHTING AND RECEPTACLE PLAN
96	E-18	DEWATERING BUILDING UPPER FLOOR LIGHTING AND RECEPTACLE PLAN
* 97	E-19	PRIMARY CLARIFIER POWER AND CONTROL PLAN
* 98	E-20	PRIMARY CLARIFIER LIGHTING AND RECEPTACLE PLAN
* 99	E-21	DEWATERING BUILDING TITLE 24 DOCUMENTS 1
* 100	E-22	DEWATERING BUILDING TITLE 24 DOCUMENTS 2
* 101	E-23	DEWATERING BUILDING TITLE 24 DOCUMENTS 3
102	E-24	AREA PLANS
* 103	E-25	PLC ELEVATION AND POWER DIAGRAM
104	GI-1	SYMBOLS AND ABBREVIATIONS
* 105	GI-2	COMMUNICATION SYSTEM ARCHITECTURAL DIAGRAM
106	I-1	PRIMARY CLARIFIERS
107	I-2	PRIMARY SLUDGE PUMPS
108	I-3	GRAVITY THICKENER
109	I-4	THICKENED SLUDGE TRANSFER PUMPS AND HOLDING TANK
110	I-5	THICKENED SLUDGE FEED PUMPS
111	I-6	DEWATERING EQUIPMENT
112	I-7	SLUDGE DISPOSAL AND ODOR CONTROL
113	I-8	TRICKLING FILTER RECIRCULATION PUMPS
114	I-9	POLYMER SYSTEM

**DRAWING NUMBERING SYSTEM**



**DISCIPLINE CODE**

- G GENERAL
- D DEMO
- C CIVIL
- A ARCHITECTURAL
- S STRUCTURAL
- M MECHANICAL
- E ELECTRICAL
- I PROCESS AND INSTRUMENTATION

\* NOT A PART OF THIS SUBMITTAL

PRELIMINARY DESIGN  
 NOT FOR CONSTRUCTION

P:\01\Engineering\Crestline SD\11652 - Houston Creek Dewatering Bldg\06\CAD\11652 SH02 G-2 7/30/2019 11:31 AM

REV	DESCRIPTION	ENGR	DATE	APPD	DATE

PROGRESS:	PDR SUBMITTAL
SUBMITTAL DATE:	xx/xx/19
PROJECT MANAGER:	P. GIORI
DESIGNED BY:	P. GIORI
DRAWN BY:	N. HUNTER
CHECKED BY:	N. HARPER



PLANS PREPARED BY:

**DUDEK**

605 Third Street Encinitas, CA 92024  
 760.942.5147 Fax 760.632.0164

**CSD**  
 Crestline Sanitation District

24516 Lake Drive, (P.O. Box 3395)  
 Crestline, California 92325-3395  
 909.338.1751 Fax 909.338.5306

CRESTLINE SANITATION DISTRICT  
**HUSTON CREEK WWTP PRIMARY CLARIFIER AND DEWATERING BUILDING IMPROVEMENTS**

INDEX OF DRAWINGS AND GENERAL NOTES

**G-2**

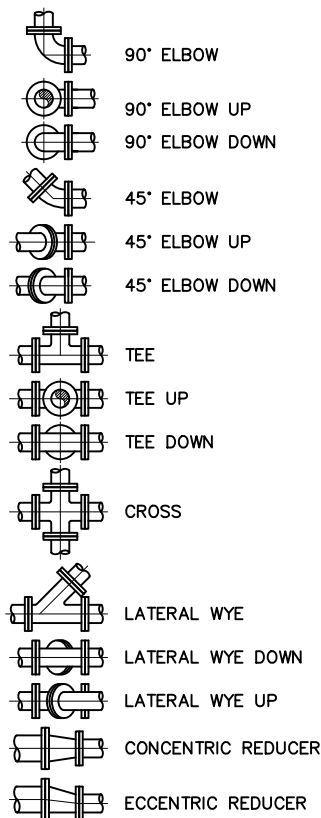
PROJECT NO.  
 11652

DWG. NO. 2 OF 114

P:\01\Engineering\Crestline SD\11652 - Huston Creek Dewatering Bldg\06\CAD\11652 SH04 G-4 7/29/2019 3:16 PM

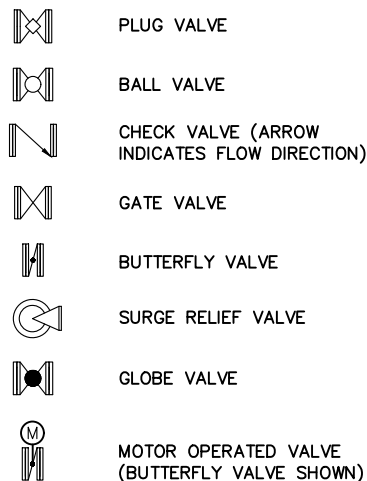
### FITTING SYMBOLS

FITTINGS SHOWN WITH FLANGED JOINTS

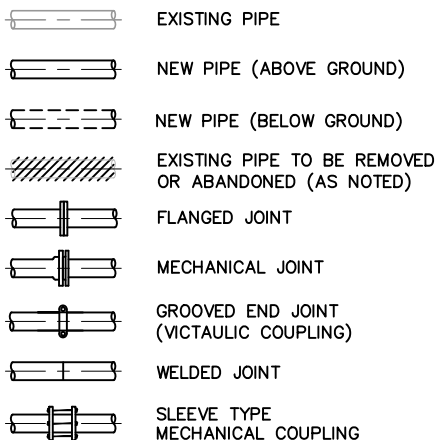


### VALVE SYMBOLS

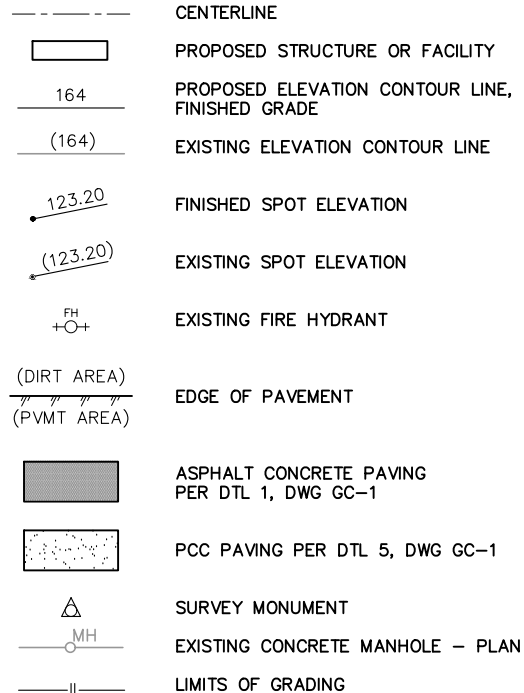
VALVES SHOWN WITH FLANGED JOINTS



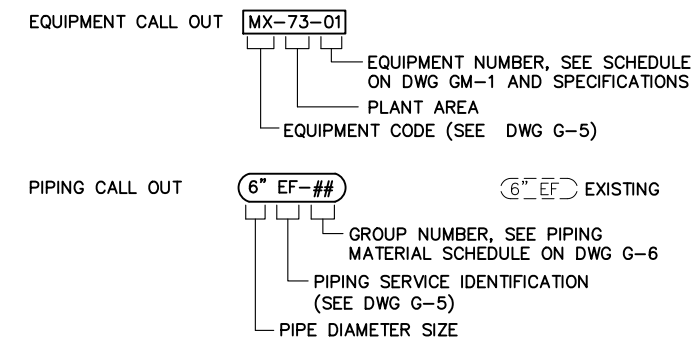
### PIPING SYMBOLS



### LEGEND

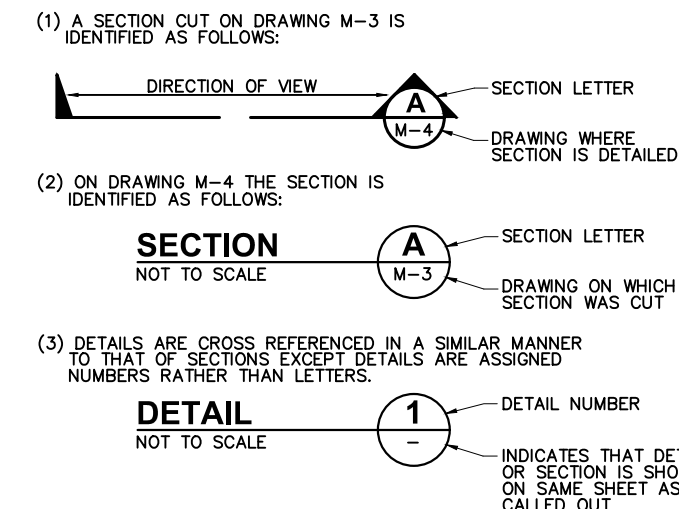


### PIPE AND EQUIPMENT DESIGNATION

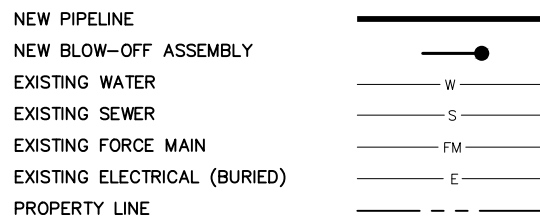


CHANGE IN PIPING MATERIAL

### CROSS REFERENCING SYSTEM



### CIVIL LEGEND



PRELIMINARY DESIGN  
NOT FOR CONSTRUCTION

PROGRESS:	PDR SUBMITTAL
SUBMITTAL DATE:	xx/xx/19
PROJECT MANAGER:	P. GIORI
DESIGNED BY:	P. GIORI
DRAWN BY:	N. HUNTER
CHECKED BY:	N. HARPER



PLANS PREPARED BY:

**DUDEK**

605 Third Street Encinitas, CA 92024  
760.942.5147 Fax 760.632.0164

**CSD**  
Crestline Sanitation District

24516 Lake Drive, (P.O. Box 3395)  
Crestline, California 92325-3395  
909.338.1751 Fax 909.338.5306

CRESTLINE SANITATION DISTRICT  
**HUSTON CREEK WWTP PRIMARY CLARIFIER AND DEWATERING BUILDING IMPROVEMENTS**

SYMBOLS

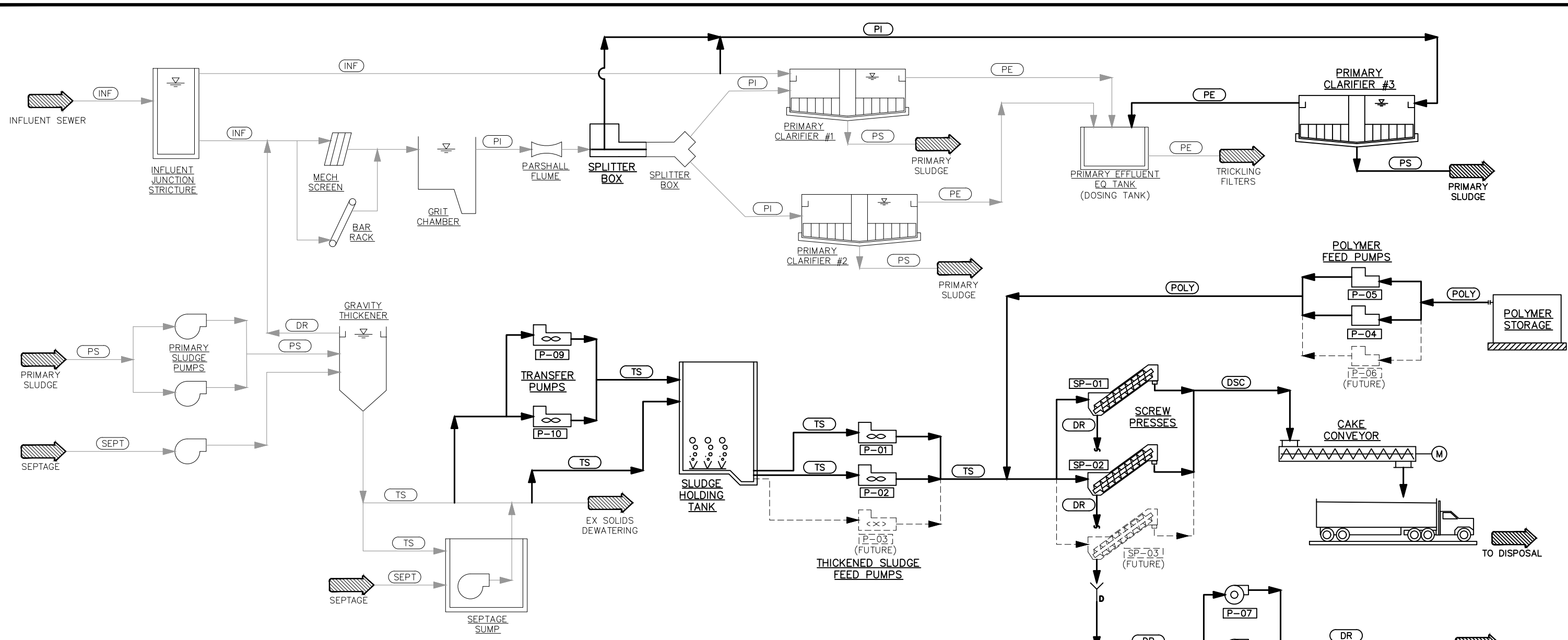
**G-4**

PROJECT NO.  
11652

DWG. NO. 4 OF 114

REV	DESCRIPTION	ENGR	DATE	APPD	DATE

P:\01\Engineering\Crestline SD\11652 - Houston Creek Dewatering Bldg\06\CAD\11652\_SH05\_G-5 7/29/2019 3:20 PM



**PROCESS FLOW SUMMARY TABLE**  
(5 MGD CAPACITY)

PROCESS ABBREVIATION	DESCRIPTION	CONCENTRATION	AVERAGE FLOW	INSTANTANEOUS FLOW	PRESSURE	NOTES
INF	INFLUENT WASTEWATER	260 MG/L TSS	0.7 MGD	1389 GPM	GRAVITY PSI	INFLUENT SEWER
PI	PRIMARY INFLUENT	260 MG/L TSS	0.7 MGD	1389 GPM	GRAVITY PSI	HEADWORKS TO PRIMARY CLARIFIERS
PE	PRIMARY EFFLUENT	60 MG/L TSS	0.7 MGD	1389 GPM	GRAVITY PSI	PRIMARY CLARIFIERS TO TRICKLING FILTERS
PS	PRIMARY SLUDGE	2 %DS	9,000 GPD	TBD GPM	TBD PSI	PRIMARY CLARIFIERS TO GRAVITY THICKENER
SC	SCUM	TBD %DS	- GPD	TBD GPM	GRAVITY PSI	PRIMARY CLARIFIERS TO GRAVITY THICKENER
TFS	TRICKLING FILTER SLUDGE	0.3 %DS	TBD GPD	TBD GPM	TBD PSI	SECONDARY CLARIFIERS TO GRAVITY THICKENER
SEPT	SEPTAGE	TBD %DS	- GPD	TBD GPM	TBD PSI	SEPTAGE RECEIVING TO GRAVITY THICKENER
TS	THICKENED SLUDGE	3 %DS	38,400 GAL/WK	15-25 GPM	TBD PSI	GT TO SLUDGE HOLDING TANK TO DEWATERING
DSC	DEWATERED SLUDGE CAKE	25-35 %DS	13,300 DRY-LBS/WK	833 DRY-LBS/HR	N/A	CONVEYOR TO LOADING TRUCK
NPOLY	NEAT EMULSION POLYMER	40 % ACTIVE	45 GAL/WK	2.6 GPH	TBD PSI	POLYMER STORAGE TO POLYMER SYSTEM
W	POTABLE WATER	-	- GAL/WK	18 GPM	TBD PSI	POTABLE WATER
POLY	MADE-DOWN POLYMER	0.0025 lb/lb	- GAL/WK	18 GPM	TBD PSI	POLYMER SYSTEM TO SCREW PRESS FEED LINE
WW	WASH WATER	-	- GPD	135 GPM	75 PSI	SCREW PRESS WASHWATER
A	AIR	-	- SCFM	1.2 SCFM	87 PSI	SCREW PRESS
DR	DRAINAGE	650 MG/L TSS	87,000 GAL/WK	150 GPM	TBD PSI	DRAINAGE RETURN TO HEADWORKS

PRELIMINARY DESIGN  
NOT FOR CONSTRUCTION

REV	DESCRIPTION	ENGR	DATE	APPD	DATE

PROGRESS: PDR SUBMITTAL  
 SUBMITTAL DATE: xx/xx/19  
 PROJECT MANAGER: P. GIORI  
 DESIGNED BY: P. GIORI  
 DRAWN BY: N. HUNTER  
 CHECKED BY: N. HARPER

PLANS PREPARED BY:  
**DUDEK**  
 605 Third Street Encinitas, CA 92024  
 760.942.5147 Fax 760.632.0164

**CSD**  
 Crestline Sanitation District  
 24516 Lake Drive, (P.O. Box 3395)  
 Crestline, California 92325-3395  
 909.338.1751 Fax 909.338.5306

CRESTLINE SANITATION DISTRICT  
**HUSTON CREEK WWTP PRIMARY CLARIFIER  
 AND DEWATERING BUILDING IMPROVEMENTS**

PROCESS FLOW DIAGRAM

**G-5**  
 PROJECT NO.  
 11652  
 DWG. NO. 5 OF 114

**DESIGN CRITERIA**

<b>PARAMETER</b>	<b>UNITS</b>	<b>CURRENT</b>	<b>FUTURE</b>
<b>INFLUENT LOADING CRITERIA</b>			
HUSTON CREEK AVERAGE DAILY FLOWRATE (ADF)	MGD	0.5	0.7
SEELEY CREEK AVERAGE DAILY FLOWRATE (ADF)	MGD	0.17	0.5
COMBINED FLOWRATE (ADF)	MGD	0.67	1.2
<b>PRIMARY CLARIFICATION</b>			
NUMBER	TOTAL (DUTY + STDBY)	3 (1 + 2)	3 (1 + 2)
DIAMETER	FT	38 / 26	38 / 26
SIDE WATER DEPTH	FT	14 / 8.5	14 / 8.5
PRIMARY SLUDGE CONCENTRATION	%	1.2	1.2
PRIMARY SLUDGE GENERATION	GPD	9,000	13,000
<b>SLUDGE PRODUCTION</b>			
SOLIDS GENERATION, NORMALIZED AVERAGE ANNUAL	DRY-TONS/YR/MGD	309	309
SOLIDS GENERATION, AVERAGE MONTH	DRY-TONS/MONTH	17.3	30.9
THICKENED SLUDGE CONCENTRATION	% DRY SOLIDS	3 - 4	3 - 4
<b>THICKENED SLUDGE HOLDING TANK</b>			
VOLUME	GALLONS	55,000	55,000
<b>DEWATERING SCREW PRESSES</b>			
NUMBER	TOTAL (DUTY + STDBY)	2 (2 + 0)	3 (3 + 0)
OPERATING TIME, EACH DUTY UNIT	HRS / WK	16	16
INST. MASS SLUDGE FEED RATE, EACH DUTY UNIT	DRY-LB/HR	300	300
INST. VOLUMETRIC SLUDGE FEED RATE, EACH DUTY UNIT	GPM	15 - 25	15 - 25
CAKE CONCENTRATION, RANGE	% DRY SOLIDS	18 - 35*	18 - 35*
SOLIDS CAPTURE, MINIMUM	%	95*	95*
POLYMER DOSAGE, RANGE	ACTIVE-LBS / DRY TON	15 - 25*	15 - 25*
INST. WASHWATER DEMAND, EACH DUTY UNIT	GPM @ PSI	45 @ 73	45 @ 73
AIR FLOWRATE, EACH DUTY UNIT	SCFM @ PSI	0.4 @ 87	0.4 @ 87
<b>ODOR CONTROL, BIOFILTER</b>			
AIR FLOW RATE	SCFM @ IN-H <sub>2</sub> O	740 @ 10	740 @ 10
MINIMUM EMPTY BED RESIDENCE TIME	SEC	20	20
MINIMUM VOLUME	FT <sup>3</sup>	250	250
REMOVAL EFFICIENCY	% H <sub>2</sub> S	> 99%	> 99%
<b>THICKENED SLUDGE TRANSFER PUMPS</b>			
NUMBER	TOTAL (DUTY + STDBY)	2 (1 + 1)	2 (1 + 1)
TYPE	PROGRESSIVE CAVITY	-	-
FLOW RATE	GPM	20 - 40	20 - 40
PRESSURE	PSI	TBD	TBD
<b>THICKENED SLUDGE FEED PUMPS</b>			
NUMBER	TOTAL (DUTY + STDBY)	2 (2 + 0)	3 (3 + 0)
TYPE	PROGRESSIVE CAVITY	-	-
FLOW RATE	GPM	15 - 25	15 - 25
PRESSURE	FT	70	70
<b>PRESSATE PUMPS</b>			
NUMBER	TOTAL (DUTY + STDBY)	2 (1 + 1)	2 (1 + 1)
TYPE	SUBMERSIBLE / CENTRIFUGAL	-	-
FLOW RATE	GPM	150	150
PRESSURE	FT	34	34
<b>TRICKLING FILTER RECIRCULATION PUMPS</b>			
NUMBER	TOTAL (DUTY + STDBY)	2 (1 + 1)	2 (1 + 1)
TYPE	CENTRIFUGAL	-	-
FLOW RATE	GPM	860	860
PRESSURE	FT	30	30

**NOTES**  
 \* INDICATES PARAMETER TO BE VERIFIED BY PILOT OR BENCH TESTING

PRELIMINARY DESIGN  
 NOT FOR CONSTRUCTION

P:\01\Engineering\Crestline SD\11652 - Huston Creek Dewatering Bldg\06\CAD\11652\_SH06\_G-6 7/29/2019 3:18 PM

PROGRESS:	PDR SUBMITTAL
SUBMITTAL DATE:	xx/xx/19
PROJECT MANAGER:	P. GIORI
DESIGNED BY:	P. GIORI
DRAWN BY:	N. HUNTER
CHECKED BY:	N. HARPER



PLANS PREPARED BY:  
**DUDEK**  
 605 Third Street Encinitas, CA 92024  
 760.942.5147 Fax 760.632.0164



**Crestline Sanitation District**  
 24516 Lake Drive, (P.O. Box 3395)  
 Crestline, California 92325-3395  
 909.338.1751 Fax 909.338.5306

CRESTLINE SANITATION DISTRICT  
**HUSTON CREEK WWTP PRIMARY CLARIFIER AND DEWATERING BUILDING IMPROVEMENTS**

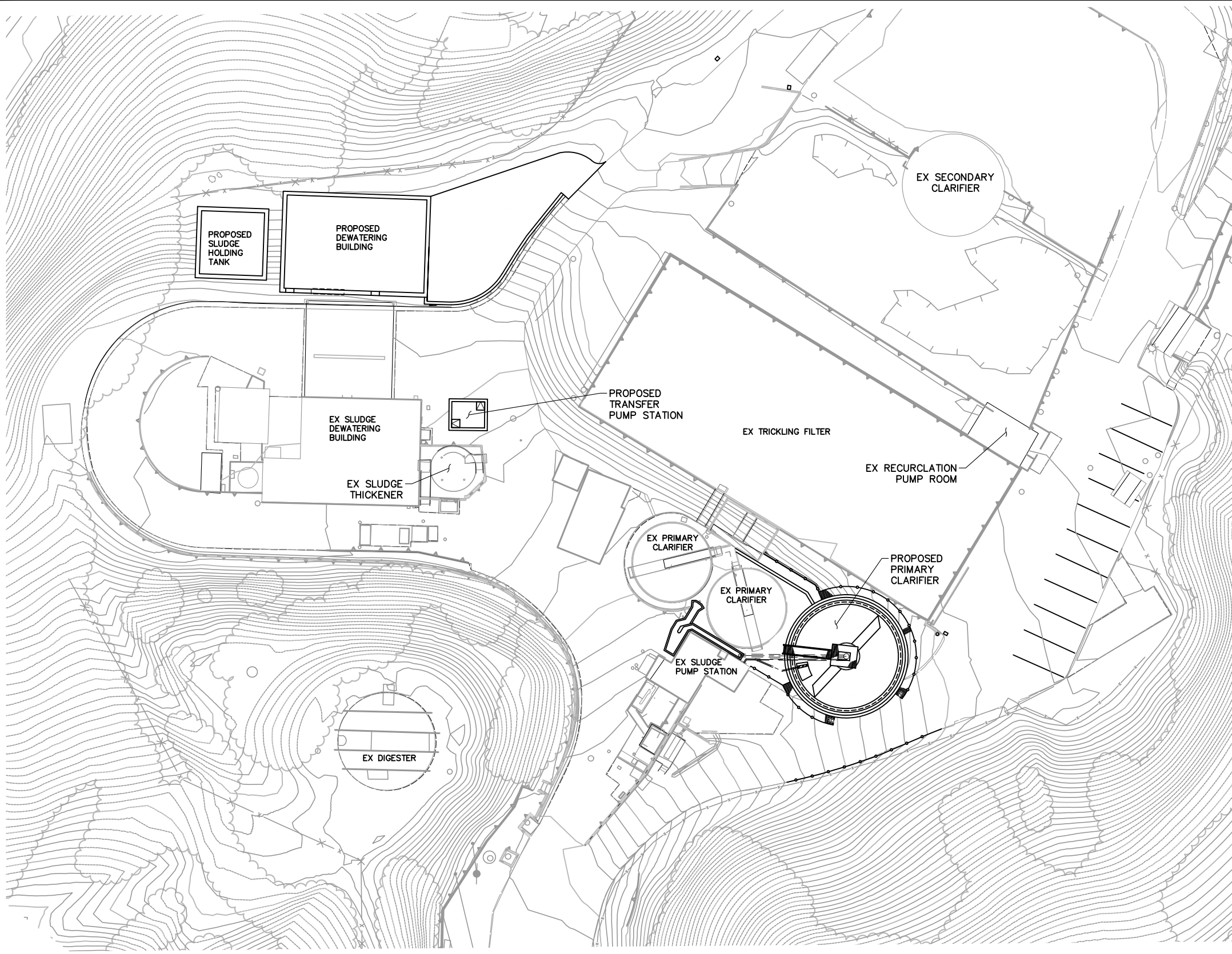
---

DESIGN CRITERIA AND  
 HYDRAULIC PROFILE

<b>G-6</b>
PROJECT NO. 11652
DWG. NO. <u>6</u> OF <u>114</u>

REV	DESCRIPTION	ENGR	DATE	APPD	DATE

P:\01\Engineering\Crestline SD\11652 - Huston Creek Dewatering Bldg\06\CAD\11652 SHXX C-1 7/29/2019 2:51 PM



**PLAN**  
SCALE: 1" = 20'



GRAPHIC SCALE  
0 20' 40'  
SCALE: 1" = 20'

PRELIMINARY DESIGN  
NOT FOR CONSTRUCTION

REV	DESCRIPTION	ENGR	DATE	APPD	DATE

PROGRESS: PDR SUBMITTAL  
SUBMITTAL DATE: xx/xx/19

PROJECT MANAGER: P. GIORI  
DESIGNED BY: P. GIORI  
DRAWN BY: N. HUNTER  
CHECKED BY: N. HARPER

PLANS PREPARED BY:  
**DUDEK**  
605 Third Street Encinitas, CA 92024  
760.942.5147 Fax 760.632.0164



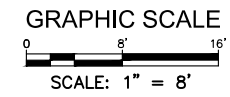
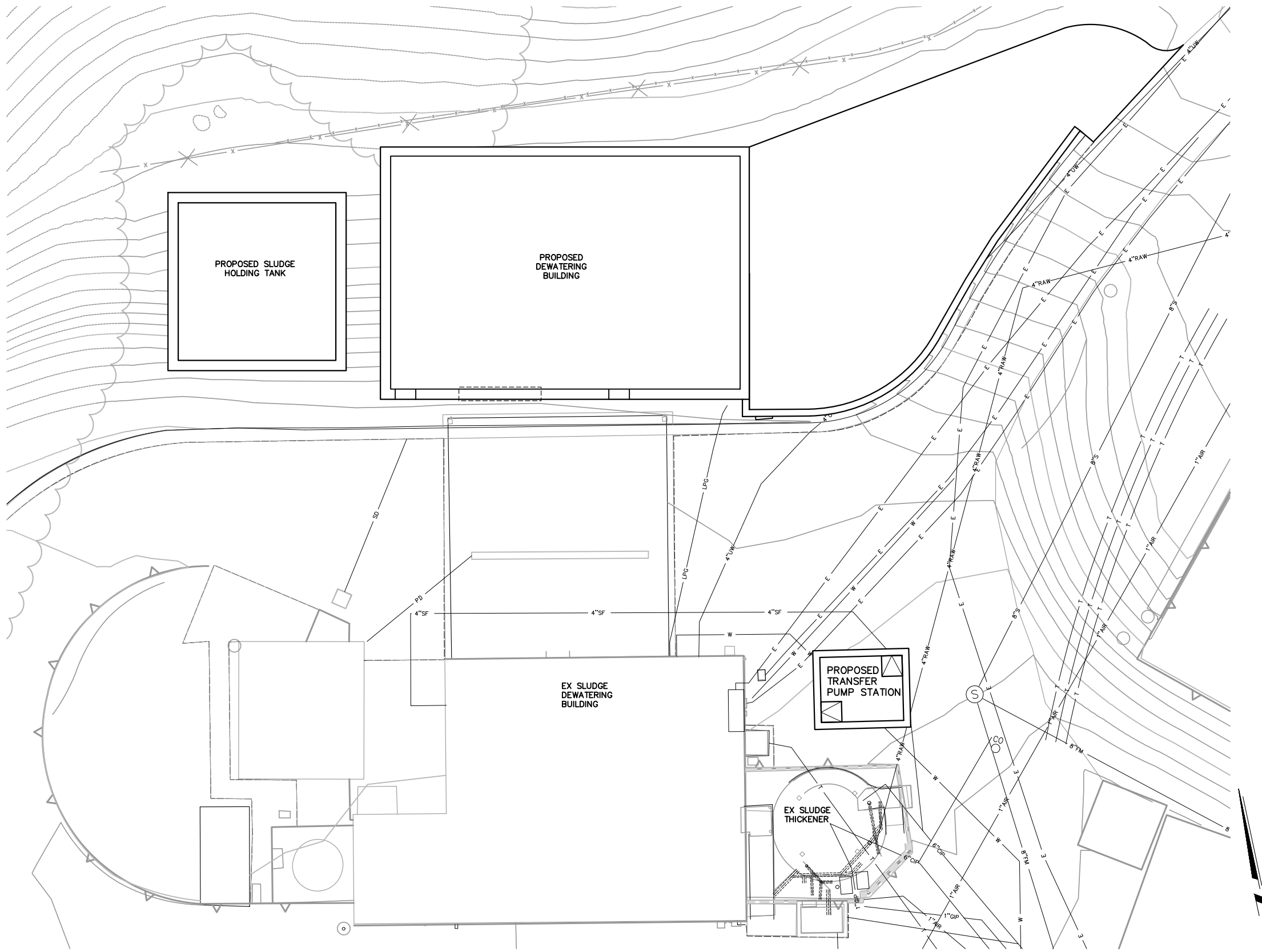
**CSD**  
Crestline Sanitation District  
24516 Lake Drive, (P.O. Box 3395)  
Crestline, California 92325-3395  
909.338.1751 Fax 909.338.5306

CRESTLINE SANITATION DISTRICT  
**HUSTON CREEK WWTP PRIMARY CLARIFIER AND DEWATERING BUILDING IMPROVEMENTS**

OVERALL SITE PLAN AND CONTRACTOR STAGING AREA

**C-1**  
PROJECT NO. 11652  
DWG. NO. 15 OF 114

P:\01\Engineering\Crestline SD\11652 - Huston Creek Dewatering Bldg\06\CAD\11652 SH16-17 C-2 to C-3 7/29/2019 2:53 PM



PRELIMINARY DESIGN  
NOT FOR CONSTRUCTION

**PLAN**  
SCALE: 1"=8'

REV	DESCRIPTION	ENGR	DATE	APPD	DATE

PROGRESS: PDR SUBMITTAL  
 SUBMITTAL DATE: XX/XX/19  
 PROJECT MANAGER: P. GIORI  
 DESIGNED BY: P. GIORI  
 DRAWN BY: N. HUNTER  
 CHECKED BY: N. HARPER



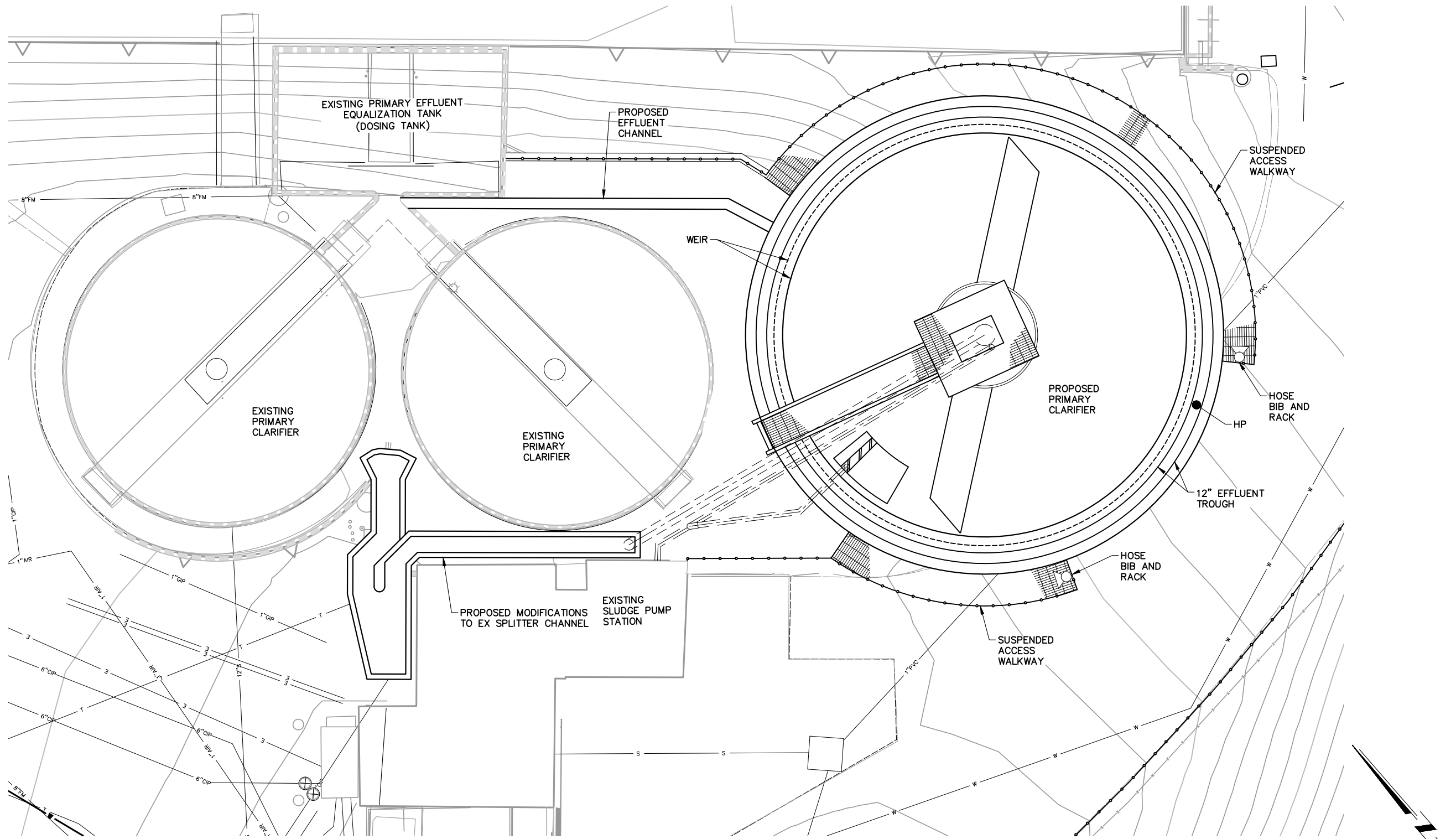
PLANS PREPARED BY:  
**DUDEK**  
 605 Third Street Encinitas, CA 92024  
 760.942.5147 Fax 760.632.0164

**CSD**  
 Crestline Sanitation District  
 24516 Lake Drive, (P.O. Box 3395)  
 Crestline, California 92325-3395  
 909.338.1751 Fax 909.338.5306

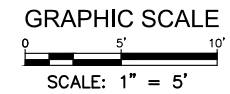
CRESTLINE SANITATION DISTRICT  
**HUSTON CREEK WWTP PRIMARY CLARIFIER  
 AND DEWATERING BUILDING IMPROVEMENTS**  
 DEWATERING AND TRANSFER  
 PUMP STATION GRADING PLAN

**C-2**  
 PROJECT NO.  
 11652  
 DWG. NO. 16 OF 114

P:\01\Engineering\Crestline SD\11652 - Houston Creek Dewatering Bldg\06\CAD\11652 SH18-19 C-4 to C-5 7/29/2019 2:54 PM



**PLAN**  
SCALE: 1"=5'



PRELIMINARY DESIGN  
NOT FOR CONSTRUCTION

REV	DESCRIPTION	ENGR	DATE	APPD	DATE

PROGRESS: PDR SUBMITTAL  
 SUBMITTAL DATE: xx/xx/19  
 PROJECT MANAGER: P. GIORI  
 DESIGNED BY: P. GIORI  
 DRAWN BY: N. HUNTER  
 CHECKED BY: N. HARPER



PLANS PREPARED BY:  
**DUDEK**  
 605 Third Street Encinitas, CA 92024  
 760.942.5147 Fax 760.632.0164



**Crestline Sanitation District**  
 24516 Lake Drive, (P.O. Box 3395)  
 Crestline, California 92325-3395  
 909.338.1751 Fax 909.338.5306

CRESTLINE SANITATION DISTRICT  
**HUSTON CREEK WWTP PRIMARY CLARIFIER AND DEWATERING BUILDING IMPROVEMENTS**  
 PRIMARY CLARIFIER GRADING PLAN

**C-4**  
 PROJECT NO. 11652  
 DWG. NO. 18 OF 114



LIFE SAFETY CODE SUMMARY				
OCCUPANCY CLASSIFICATIONS				
ROOM/USE DESCRIPTION			2016 CBC CLASSIFICATION	
PUMP STATION			USE GROUP S-1	
OCCUPANT LOAD ANALYSIS				
LEVEL	ROOM NAME	FLOOR AREA (SQUARE FEET)	OCCUPANT LOAD FACTOR (CBC TABLE 1004.1.1)	OCCUPANT LOAD (OCCUPANTS)
UPPER	ELECTRICAL	372	300 GROSS	1
	TOILET	115	100 GROSS	1
LOWER	PUMP ROOM	867	300 GROSS	3
	STORAGE	833	300 GROSS	3
TOTAL BUILDING OCCUPANT LOAD				8
EGRESS SYSTEM COMPONENTS				
EXITING COMPONENT		REQUIREMENT	PROVIDED	
NUMBER OF EXITS (CBC TABLE 1006.3.1)		1	2	
TRAVEL DISTANCE (CBC TABLE 1006.2.1)		100 FEET	92'-0" MAX.	
COMMON PATH OF TRAVEL (CBC SECTION 1006.3.2(2))		100 FEET	92'-0" MAX.	
MAXIMUM DEAD END LENGTH (CBC SECTION 1018.4)		20 FEET	0 FEET	
CLEAR DOOR WIDTH (CBC SECTION 1010.1.1)		32 INCHES	32 INCHES	
EXIT ACCESS TRAVEL DISTANCE WITHOUT SPRINKLER SYSTEM (CBC TABLE 1017.2)		200 FEET	92'-0" MAX.	
EXIT DISCHARGE		EXITS SHALL TERMINATE DIRECTLY AT A PUBLIC WAY OR AT AN EXTERIOR EXIT DISCHARGE	EXITS TERMINATE DIRECTLY AT A PUBLIC WAY OR AT AN EXTERIOR EXIT DISCHARGE	
WALL AND CEILING FINISH (CBC TABLE 803.9)				
COMPONENT	MINIMUM REQUIRED CLASSIFICATION	PROVIDED CLASSIFICATION	FLAME SPREAD INDEX	SMOKE DEVELOPMENT INDEX
ROOMS & ENCLOSED SPACES	C	C	76-200	0-450

BUILDING CODE SUMMARY		
BUILDING OCCUPANCIES (2016 CBC CHAPTER 3)		
DESCRIPTION OF USE	CBC CLASSIFICATION	
VALVE STATION	S-1	
BUILDING ELEMENT		
STRUCTURAL FRAME (CBC TABLE 601)	REQUIRED FIRE RESISTANCE RATING	PROVIDED FIRE RESISTANCE RATING
BEARING WALLS (EXTERIOR) (CBC TABLE 601)	0-HOUR	0-HOUR
BEARING WALLS (INTERIOR) (CBC TABLE 601)	0-HOUR	0-HOUR
NONBEARING WALLS (EXTERIOR) (CBC TABLE 602)	0-HOUR	0-HOUR
UNPROTECTED EXTERIOR OPENINGS (CBC TABLE 705.8)	NO LIMIT	NOT LIMITED
NONBEARING WALLS (INTERIOR) (CBC TABLE 601)	0-HOUR	0-HOUR
FLOOR AND SUPPORTING CONSTRUCTION (CBC SECTION 711.3)	0-HOUR	0-HOUR
ROOF CONSTRUCTION (CBC TABLE 601)	0-HOUR	0-HOUR
AREA SEPARATION (CBC SECTION 508.4)	NOT REQUIRED	NONE
HEIGHT AND AREA CALCULATIONS		
CONSTRUCTION TYPE		II-B
REQUIREMENT/DETAILS		VALUES
FLOOR AREA		
AREA PER STORY (CBC TABLE 506.2)- NS : NO SPRINKLER	17,500 SQUARE FEET	
FRONTAGE INCREASE (CBC SECTION 506.3)	NOT NEEDED	
FIRE SPRINKLER INCREASE (CBC SECTION 507.4)	NOT NEEDED	
MAXIMUM ALLOWABLE FLOOR AREA	17,500 SQUARE FEET	
ACTUAL MAXIMUM FLOOR AREA	2,187 SQUARE FEET	
BUILDING HEIGHT		
TABULAR BUILDING HEIGHT (CBC TABLE 504.3)- NO SPRINKLER	55 FEET	
AUTOMATIC SPRINKLER SYSTEM INCREASE (CBC SECTION 504.4)	NOT NEEDED	
TOTAL BUILDING HEIGHT ALLOWED (CBC SECTION 504.3)	1 STORIES	
ACTUAL BUILDING HEIGHT	40'-2"	
NUMBER OF STORIES		
TABULAR BUILDING HEIGHT (CBC TABLE 504.4)	1 STORIES	
AUTOMATIC SPRINKLER SYSTEM INCREASE (CBC SECTION 504.4)	NOT REQUIRED	
TOTAL BUILDING HEIGHT ALLOWED (CBC SECTION 504.4)	1 STORIES	
ACTUAL BUILDING HEIGHT	1 STORIES	

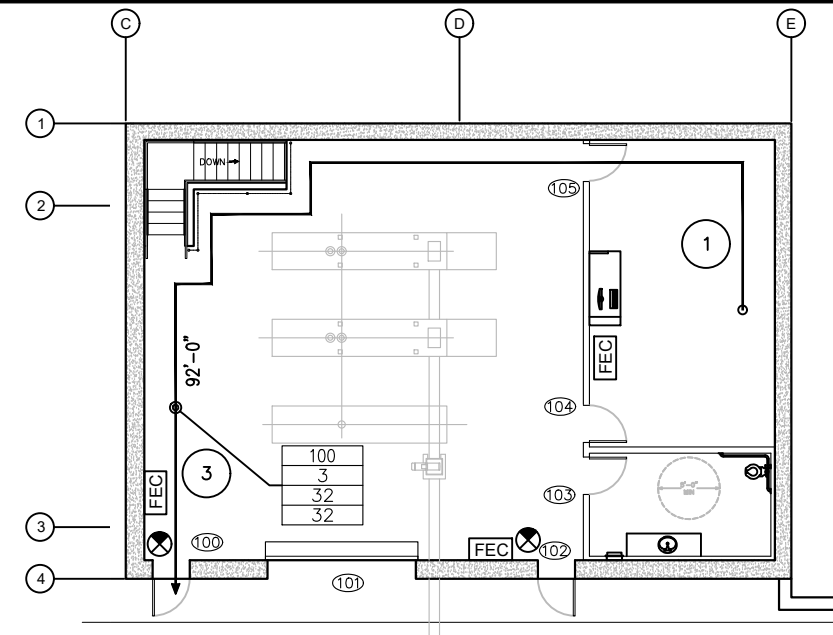
LEGEND

- X — DOOR OR STAIR
- X — OCCUPANT LOAD
- X — REQUIRED WIDTH
- X — PROVIDED WIDTH
  
- (X) — OCCUPANT LOAD
- FEC — SURFACE MOUNT FIRE EXTINGUISHER CABINET WITH 10 LB. FIRE EXTINGUISHER
- ⊗ — SEMI-RECESSED FIRE EXTINGUISHER
- ⊗ — EXIT SIGN
- 0'-0" → — FARTHEST TRAVEL DISTANCE TO EXIT ACCESS

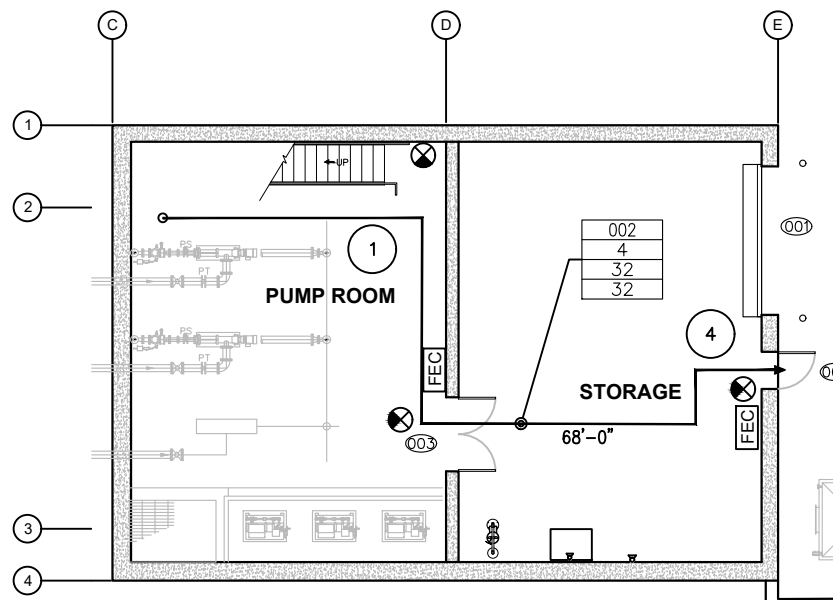
GENERAL NOTES

THE MEANS OF EGRESS, INCLUDING THE EXIT DISCHARGE, SHALL BE ILLUMINATED TO A LEVEL OF NOT LESS THAN ONE FOOT-CANDELA AT THE SURFACE AT ALL TIMES THE BUILDING SPACE SERVED BY THE MEANS OF EGRESS IS OCCUPIED. (CBC 1006.1, 1006.2)

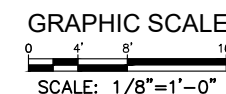
EXIT SIGNS SHALL BE INTERNALLY OR EXTERNALLY ILLUMINATED AT ALL TIMES. EXTERNALLY ILLUMINATED EXITS SHALL BE CONNECTED TO AN EMERGENCY POWER SYSTEM (BATTERIES, UNIT EQUIPMENT OR AN ON-SITE GENERATOR) THAT WILL AUTOMATICALLY ILLUMINATE THE EXIT SIGNS FOR A DURATION OF NOT LESS THAN 90 MINUTES IN CASE OF PRIMARY POWER LOSS. (CBC 1011)



**LIFE SAFETY PLAN- UPPER LEVEL**  
SCALE: 1/8" = 1'-0"



**LIFE SAFETY PLAN- LOWER LEVEL**  
SCALE: 1/8" = 1'-0"




PRELIMINARY DESIGN  
NOT FOR CONSTRUCTION

C:\MBN\GROUP\PROJECTS\1904-Crestline-Houston-Creek\Design\Drawings\11652-X-ARCH-PLANS-SET 7/30/2019 1:15 PM

REV	DESCRIPTION	ENGR	DATE	APPD	DATE

PROGRESS: PDR SUBMITTAL  
 SUBMITTAL DATE: xx/xx/19  
 PROJECT MANAGER: P. GIORI  
 DESIGNED BY: M. NGUYEN  
 DRAWN BY: A. RODRIGUEZ  
 CHECKED BY: M. NGUYEN



PLANS PREPARED BY:  
**MBN GROUP**  
 5755 Oberlin Drive, Suite 110  
 San Diego, California 92121

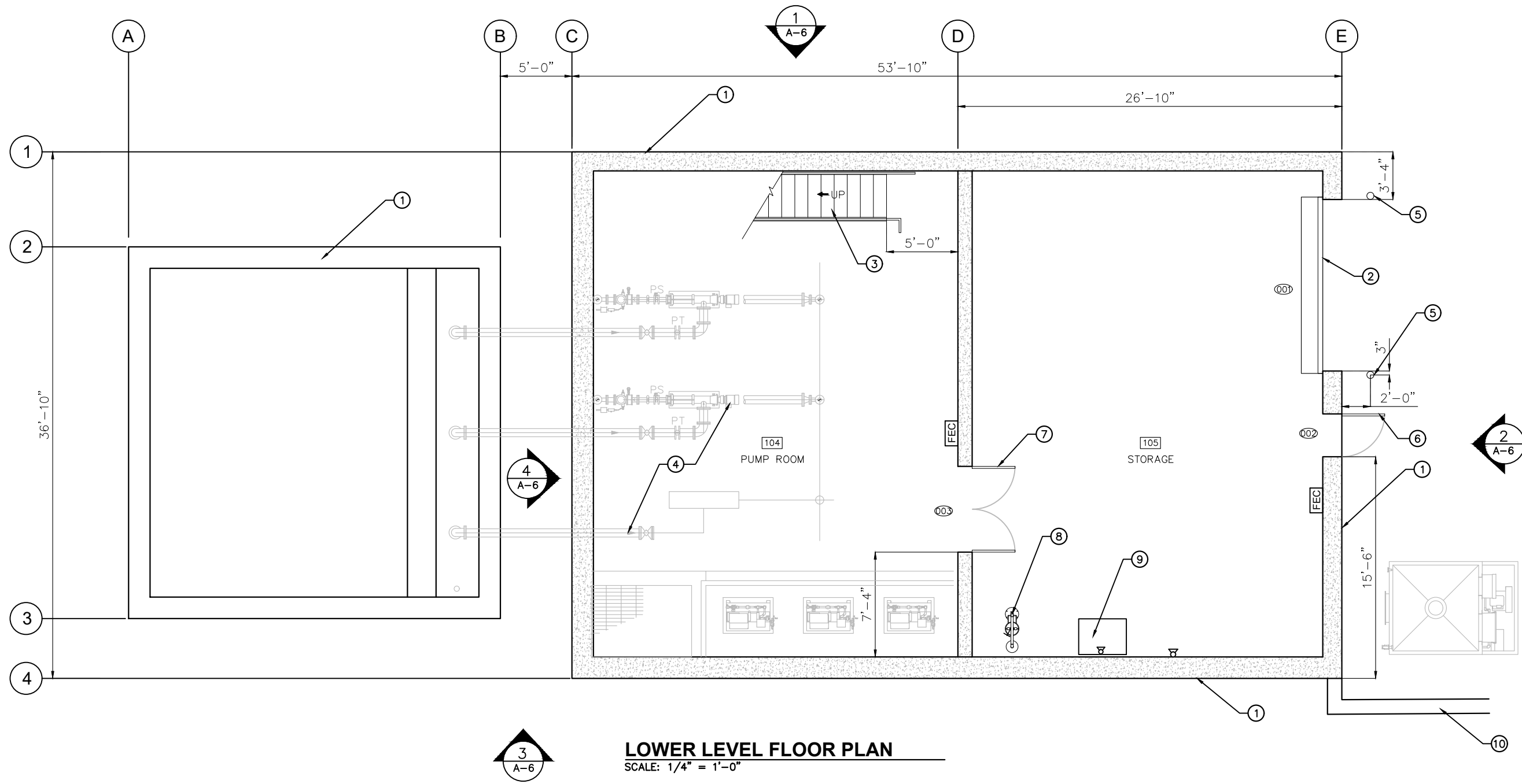


**Crestline Sanitation District**  
 24516 Lake Drive, (P.O. Box 3395)  
 Crestline, California 92325-3395  
 909.338.1751 Fax 909.338.5306

CRESTLINE SANITATION DISTRICT  
**HUSTON CREEK WWTP PRIMARY CLARIFIER AND DEWATERING BUILDING IMPROVEMENTS**  
 DEWATERING BUILDING  
 CODE ANALYSIS, LIFE SAFETY PLAN

**GA-2**  
 PROJECT NO. 11652  
 DWG. NO. 24 OF 114

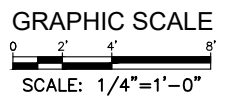
C:\MBN\GROUP\PROJECTS\1904-Crestline\Drawings\11652 X-ARCH-PLANS SET 7/30/2019 1:15 PM



**LOWER LEVEL FLOOR PLAN**  
SCALE: 1/4" = 1'-0"

**KEY NOTES:**


- ① CONCRETE WALL -SEE STRUCTURAL DRAWINGS-TYP.
- ② POWER OPERATED OVERHEAD COILING DOOR- TYP.
- ③ STAIR WITH RAILING ON BOTH SIDES, SEE SHEET XXX FOR LAYOUT- TYP.
- ④ PIPING SEE SHEET M-XXX FOR LAYOUT- TYP.
- ⑤ CONCRETE FILLED METAL BOLLARD- TYP.
- ⑥ 3'-0 X 7'0" HOLLOW METAL DOOR ON METAL FRAME- TYP.
- ⑦ 6'-0 X 7'0" PAIR HOLLOW METAL DOOR ON METAL FRAME- TYP.
- ⑧ EMERGENCY SHOWER/EYEWASH-TYP.
- ⑨ SINK, SEE PLUMBING PLAN
- ⑩ RETAINING WALL, SEE STRUCTURAL DRAWING



PRELIMINARY DESIGN  
NOT FOR CONSTRUCTION

REV	DESCRIPTION	ENGR	DATE	APPD	DATE

PROGRESS: PDR SUBMITTAL  
SUBMITTAL DATE: XX/XX/19  
PROJECT MANAGER: P. GIORI  
DESIGNED BY: M. NGUYEN  
DRAWN BY: A. RODRIGUEZ  
CHECKED BY: M. NGUYEN



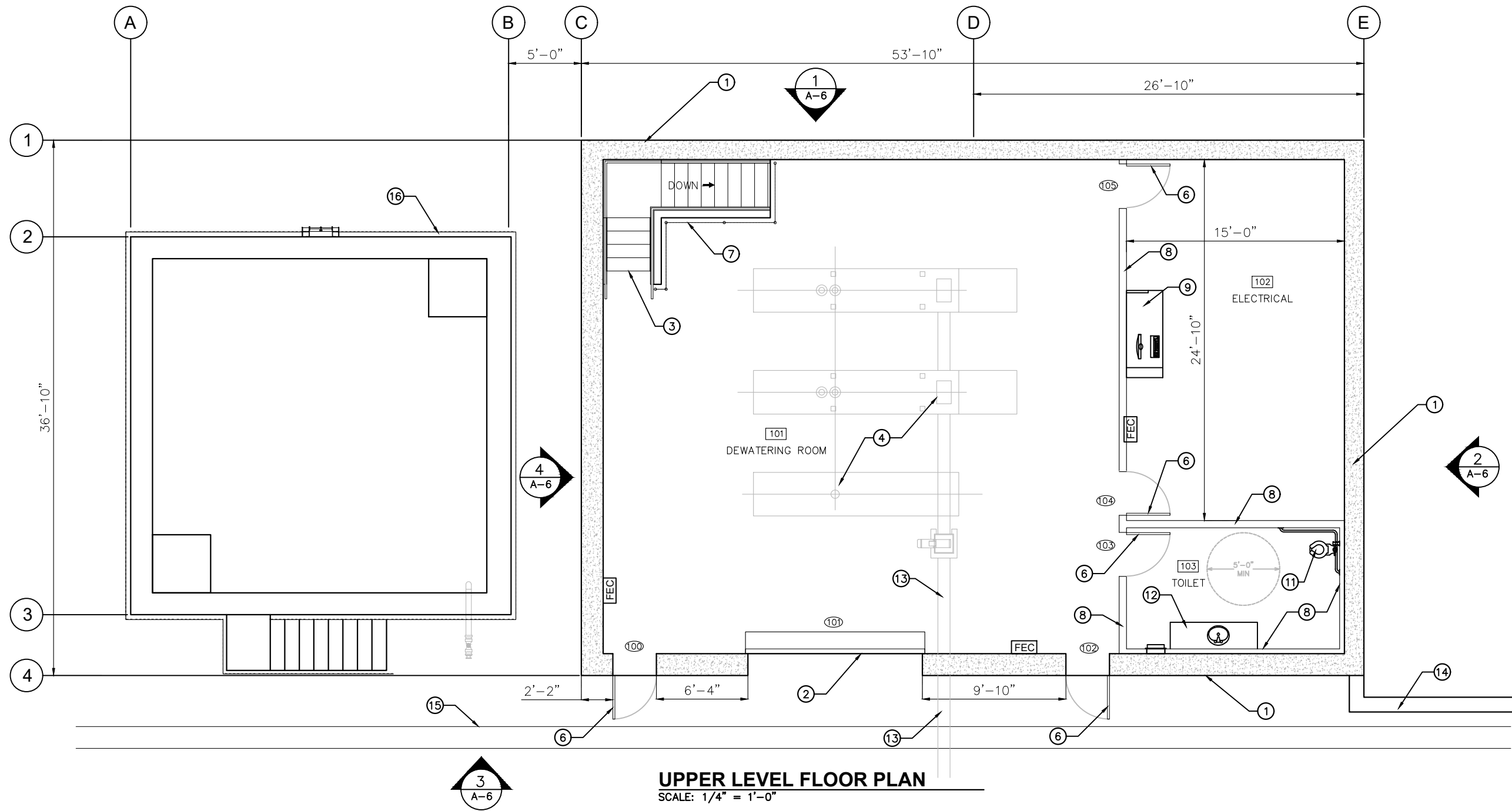
PLANS PREPARED BY:  
**MBN GROUP**  
Tel: 619-461-1990  
5755 Oberlin Drive  
San Diego, CA 92121



**Crestline Sanitation District**  
24516 Lake Drive, (P.O. Box 3395)  
Crestline, California 92325-3395  
909.338.1751 Fax 909.338.5306

CRESTLINE SANITATION DISTRICT  
**HUSTON CREEK WWTP PRIMARY CLARIFIER AND DEWATERING BUILDING IMPROVEMENTS**  
**DEWATERING BUILDING LOWER LEVEL FLOOR PLAN**

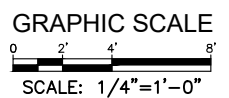
**A-1**  
PROJECT NO. 11652  
DWG. NO. 25 OF 114



**UPPER LEVEL FLOOR PLAN**  
SCALE: 1/4" = 1'-0"

**KEY NOTES:**

- ① CONCRETE WALL -SEE STRUCTURAL DRAWINGS-TYP.
- ② POWER OPERATED OVERHEAD COILING DOOR- TYP.
- ③ STAIR WITH RAILING ON BOTH SIDES, SEE SHEET XXX FOR LAYOUT- TYP.
- ④ PIPING SEE SHEET M-XXX FOR LAYOUT- TYP.
- ⑤ CONCRETE FILLED METAL BOLLARD- TYP.
- ⑥ 3'-0 X 7'0" HOLLOW METAL DOOR ON METAL FRAME- TYP.
- ⑦ 42" HIGH RAILING AT EDGE OF OPENING- TYP.
- ⑧ 3-5/8" METAL STUD WALL WITH GYPSUM BOARD EA. SIDE. PROVIDE W.R. BOARD @ TOILET SIDE- TYP.
- ⑨ CABINET- TYP.
- ⑩ 3-5/8" METAL FURRING CHANNEL WITH W.R. BOARD ON THE TOILET SIDE.
- ⑪ TOILET
- ⑫ SOLID SURFACE COUNTERTOP WITH INTEGRAL SINK
- ⑬ CONVEYOR ABOVE
- ⑭ RETAINING WALL, SEE STRUCTURAL DRAWING
- ⑮ CURB, SEE CIVIL DRAWING
- ⑯ RAILING, SEE STRUCTURAL DRAWINGS




PRELIMINARY DESIGN  
NOT FOR CONSTRUCTION

C:\MBN GROUP\PROJECTS\1904-Crestline Houston Creek\Design\Drawings\11652 X-ARCH-PLANS SET 7/30/2019 1:15 PM

REV	DESCRIPTION	ENGR	DATE	APPD	DATE

PROGRESS: PDR SUBMITTAL  
SUBMITTAL DATE: xx/xx/19  
PROJECT MANAGER: P. GIORI  
DESIGNED BY: M. NGUYEN  
DRAWN BY: A. RODRIGUEZ  
CHECKED BY: M. NGUYEN



PLANS PREPARED BY:  
**MBN GROUP**  
Tel: 619-461-1990  
5755 Obispo Drive  
San Diego, CA 92121

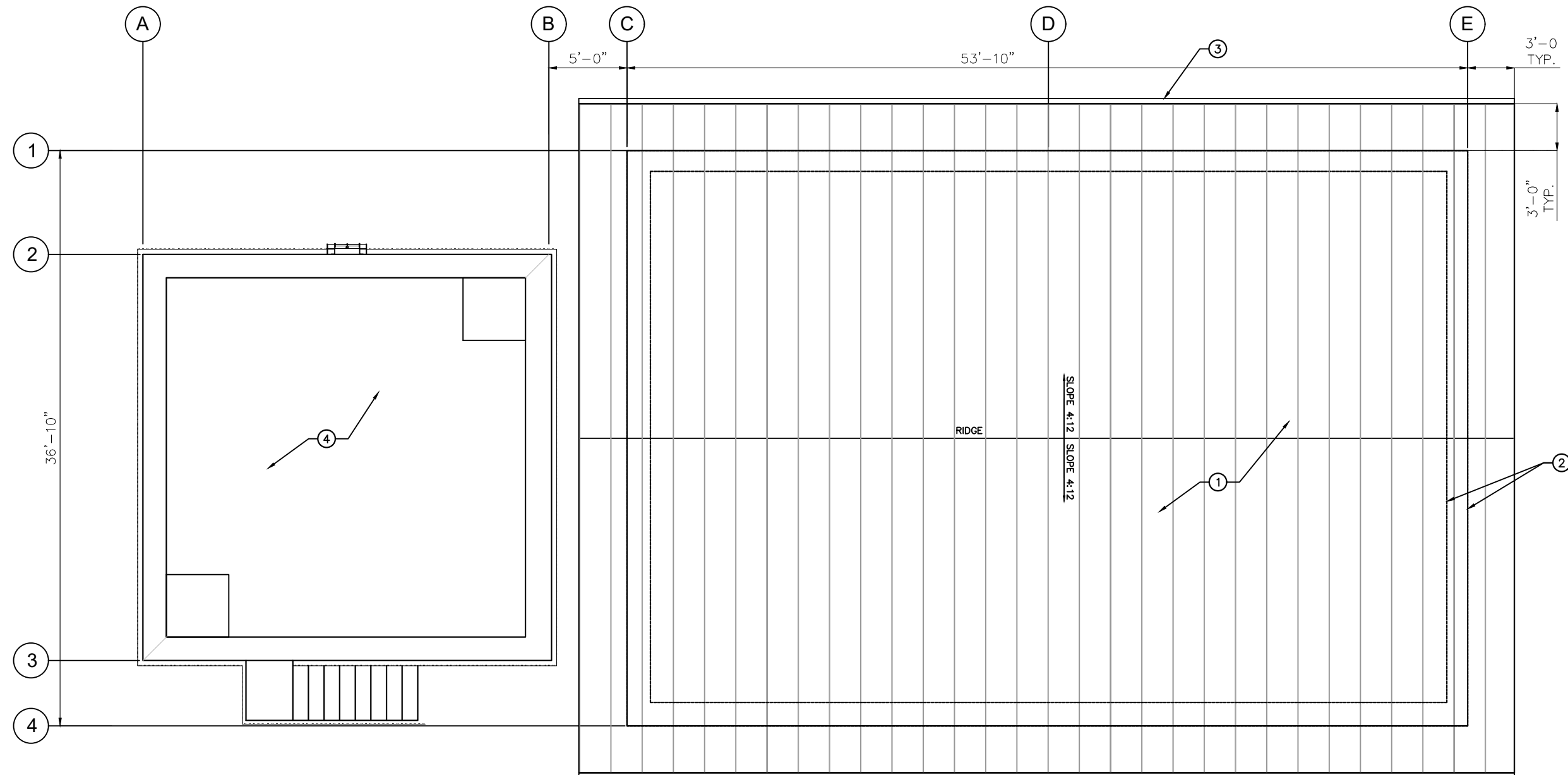


**Crestline Sanitation District**  
24516 Lake Drive, (P.O. Box 3395)  
Crestline, California 92325-3395  
909.338.1751 Fax 909.338.5306

CRESTLINE SANITATION DISTRICT  
**HUSTON CREEK WWTP PRIMARY CLARIFIER AND DEWATERING BUILDING IMPROVEMENTS**  
DEWATERING BUILDING  
UPPER LEVEL FLOOR PLAN

**A-2**  
PROJECT NO. 11652  
DWG. NO. 26 OF 114

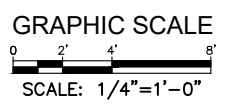
C:\MBN GROUP\PROJECTS\1904-Crestline Huston Creek\Design\Drawings\11652 X-ARCH-PLANS SET 7/30/2019 1:15 PM



**ROOF PLAN**  
SCALE: 1/4" = 1'-0"

**KEY NOTES:**

- ① STANDING SEAM METAL ROOFING- TYP.
- ② BUILDING LINE BELOW- TYP.
- ③ ROOF GUTTER- TYP.
- ④ SEE STRUCTURAL DRAWINGS



PRELIMINARY DESIGN  
NOT FOR CONSTRUCTION

REV	DESCRIPTION	ENGR	DATE	APPD	DATE

PROGRESS: PDR SUBMITTAL  
 SUBMITTAL DATE: XX/XX/19  
 PROJECT MANAGER: P. GIORI  
 DESIGNED BY: M. NGUYEN  
 DRAWN BY: A. RODRIGUEZ  
 CHECKED BY: M. NGUYEN



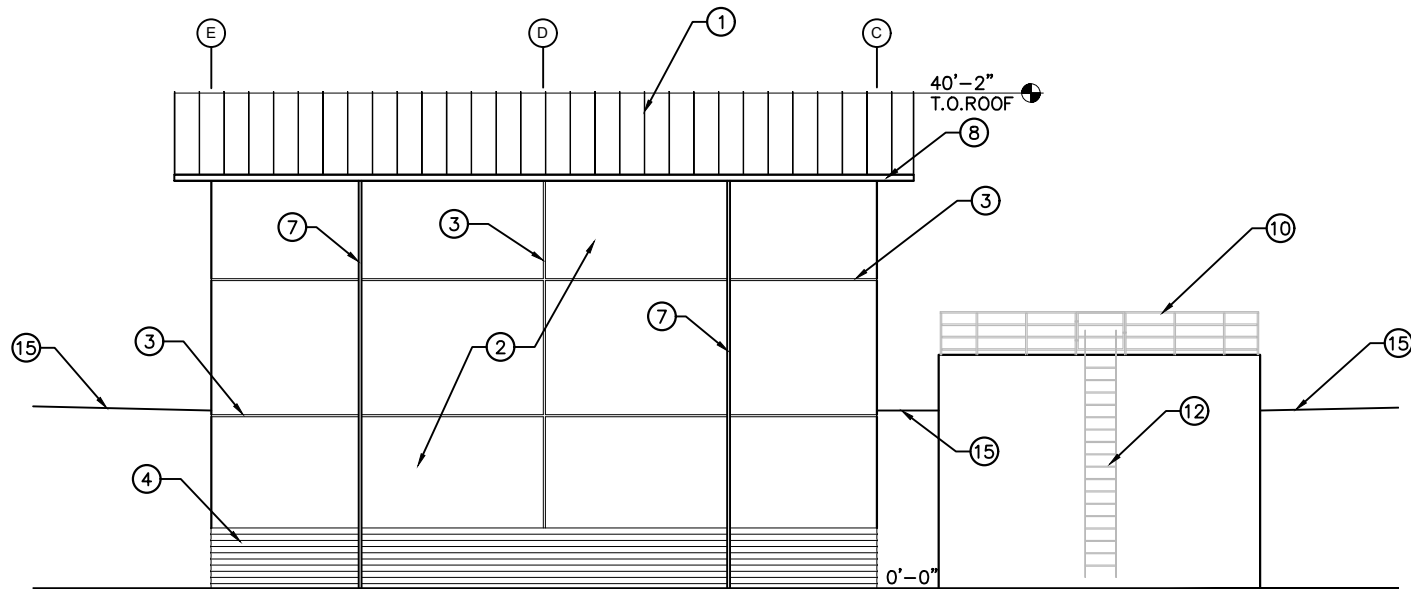
PLANS PREPARED BY:  
**MBN GROUP**  
 Tel: 619-461-1990  
 5755 Obispo Drive  
 Suite 110  
 San Diego, California 92121



**Crestline Sanitation District**  
 24516 Lake Drive, (P.O. Box 3395)  
 Crestline, California 92325-3395  
 909.338.1751 Fax 909.338.5306

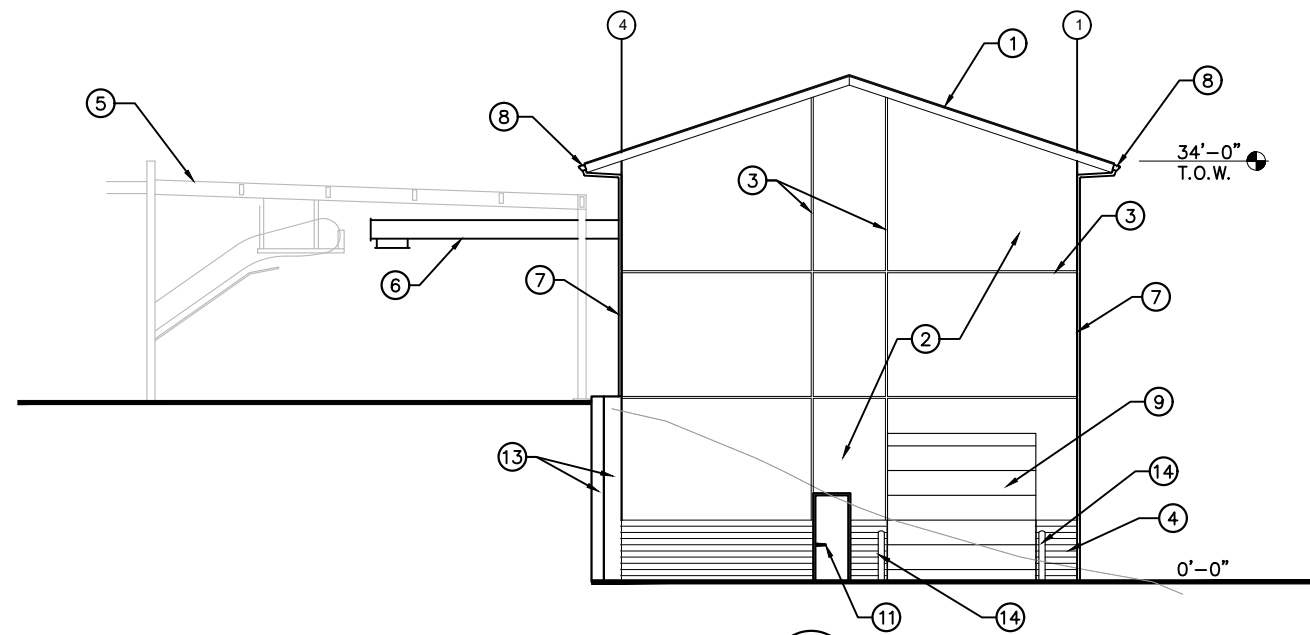
CRESTLINE SANITATION DISTRICT  
**HUSTON CREEK WWTP PRIMARY CLARIFIER AND DEWATERING BUILDING IMPROVEMENTS**  
 DEWATERING BUILDING  
 ROOF PLAN

**A-3**  
 PROJECT NO. 11652  
 DWG. NO. 27 OF 114



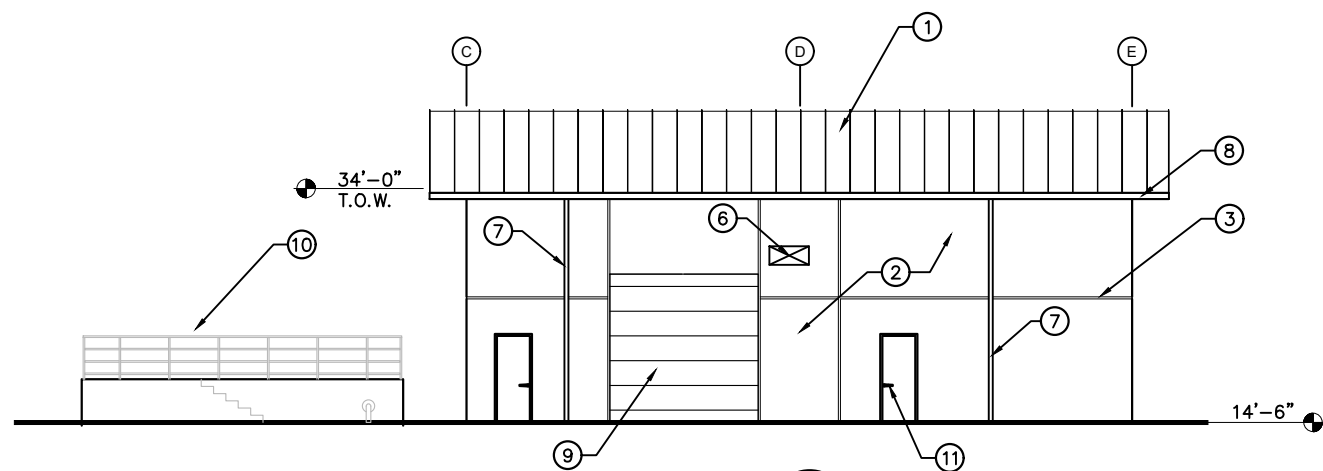
**EXTERIOR ELEVATIONS- NORTH** 1

SCALE: 1/8" = 1'-0"



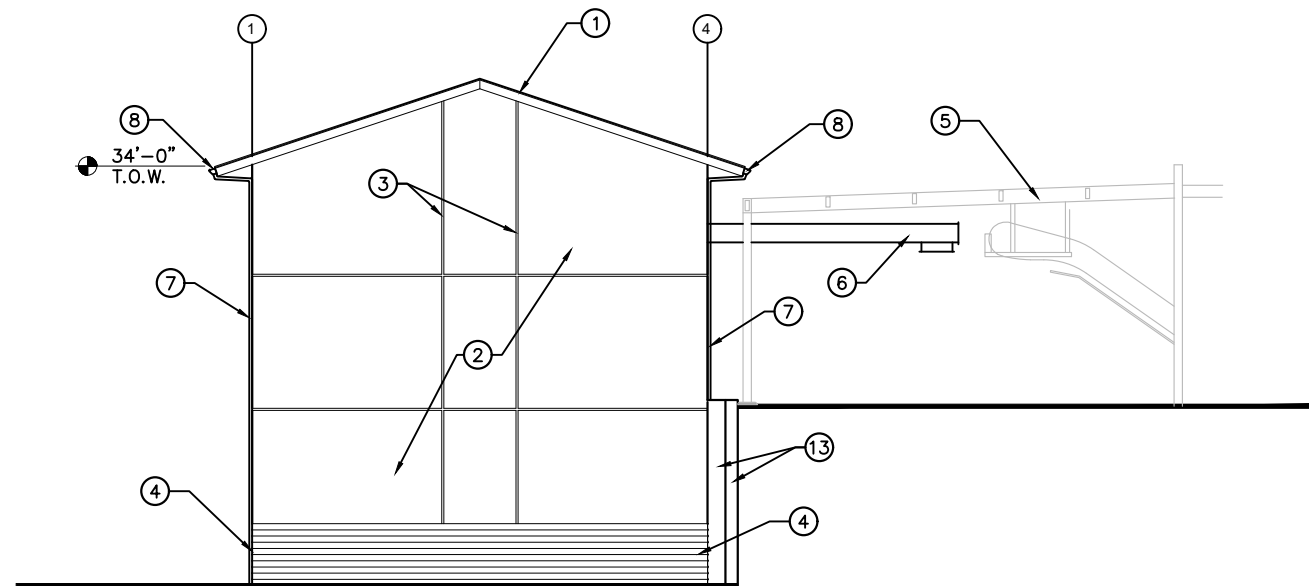
**EXTERIOR ELEVATIONS- NORTH** 2

SCALE: 1/8" = 1'-0"



**EXTERIOR ELEVATIONS- NORTH** 3

SCALE: 1/8" = 1'-0"

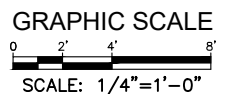


**EXTERIOR ELEVATIONS- NORTH** 4

SCALE: 1/8" = 1'-0"

**KEY NOTES:**

- ① STANDING SEAM METAL ROOFING- TYP.
- ② CONCRETE WALL SMOOTH FINISHED -SEE STRUCT. DWGS-TYP.
- ③ 2" X 1/4" DEEP CONCRETE REVEAL-TYP.
- ④ 5'-0" HIGH CORRUGATED CONCRETE @ BASE-TYP.
- ⑤ EXISTING FRAMING
- ⑥ CONVEYOR, SEE MECHANICAL DRAWINGS
- ⑦ ROOF DRAIN- TYP.
- ⑧ ROOF GUTTER- TYP.
- ⑨ POWER OPERATED OVERHEAD COILING DOOR- TYP.
- ⑩ RAILING- SEE STRUCTURAL DRAWINGS
- ⑪ 3'-0 X 7'0" HOLLOW METAL DOOR ON METAL FRAME- TYP.
- ⑫ ACCESS LADDER, SEE STRUCTURAL DRAWINGS
- ⑬ RETAINING WALL, SEE STRUCTURAL DRAWING
- ⑭ CONCRETE FILLED METAL BOLLARD- TYP.
- ⑮ FINISH PAVING BEYOND



PRELIMINARY DESIGN  
NOT FOR CONSTRUCTION

C:\MBN\GROUP\PROJECTS\1904-Crestline-Houston-Creek\Design\Drawings\11652 X-ARCH-PLANS SET 7/30/2019 1:15 PM

REV	DESCRIPTION	ENGR	DATE	APPD	DATE

PROGRESS: PDR SUBMITTAL  
 SUBMITTAL DATE: XX/XX/19  
 PROJECT MANAGER: P. GIORI  
 DESIGNED BY: M. NGUYEN  
 DRAWN BY: A. RODRIGUEZ  
 CHECKED BY: M. NGUYEN



PLANS PREPARED BY:  
**MBN GROUP**  
 5755 Oberlin Drive, Suite 110  
 San Diego, California 92121

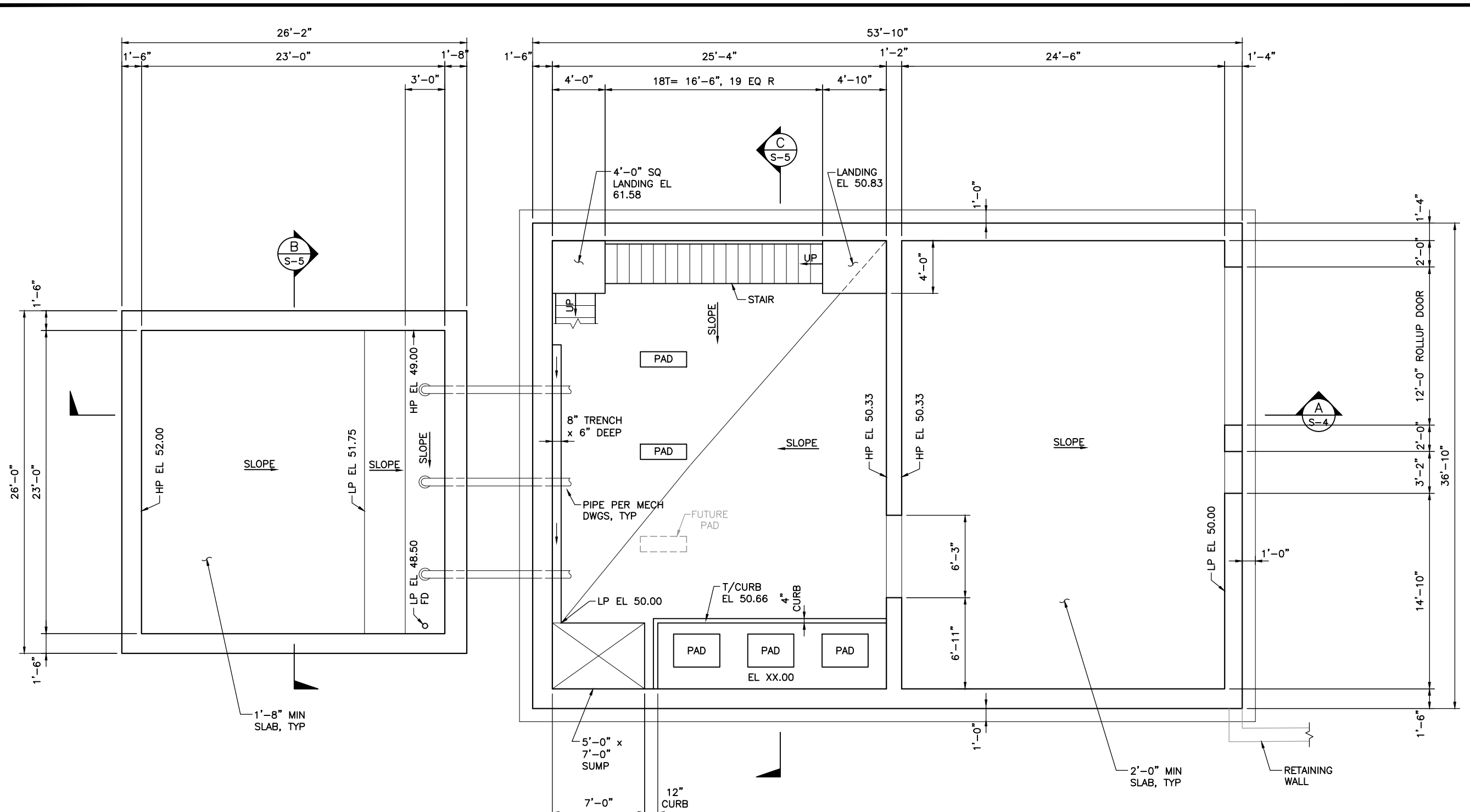


**Crestline Sanitation District**  
 24516 Lake Drive, (P.O. Box 3395)  
 Crestline, California 92325-3395  
 909.338.1751 Fax 909.338.5306

CRESTLINE SANITATION DISTRICT  
**HUSTON CREEK WWTP PRIMARY CLARIFIER AND DEWATERING BUILDING IMPROVEMENTS**  
 DEWATERING BUILDING  
 EXTERIOR ELEVATIONS

**A-6**  
 PROJECT NO. 11652  
 DWG. NO. 30 OF 114

R:\CAD\71CAD\71CAD\_P\Projects\7119\519003-Houston-Crestline-Dudek\dwgs\Stru\11652\_SHXX\_S-1 7/30/2019 12:01 PM



SLUDGE HOLDING TANK  
PLAN  
SCALE: 1/4"=1'-0"

DEWATERING BUILDING  
PLAN  
SCALE: 1/4"=1'-0"

**Beyaz & Patel**  
10920 VIA FRONTERA, STE. 210  
SAN DIEGO, CALIFORNIA, 92127

PRELIMINARY DESIGN  
NOT FOR CONSTRUCTION

REV	DESCRIPTION	ENGR	DATE	APPD	DATE

PROGRESS:	PDR SUBMITTAL
SUBMITTAL DATE:	XX/XX/19
PROJECT MANAGER:	P. GIORI
DESIGNED BY:	HIW
DRAWN BY:	JEN
CHECKED BY:	SP

PLANS PREPARED BY:

**DUDEK**  
605 Third Street Encinitas, CA 92024  
760.942.5147 Fax 760.632.0164

**CSD**  
Crestline Sanitation District

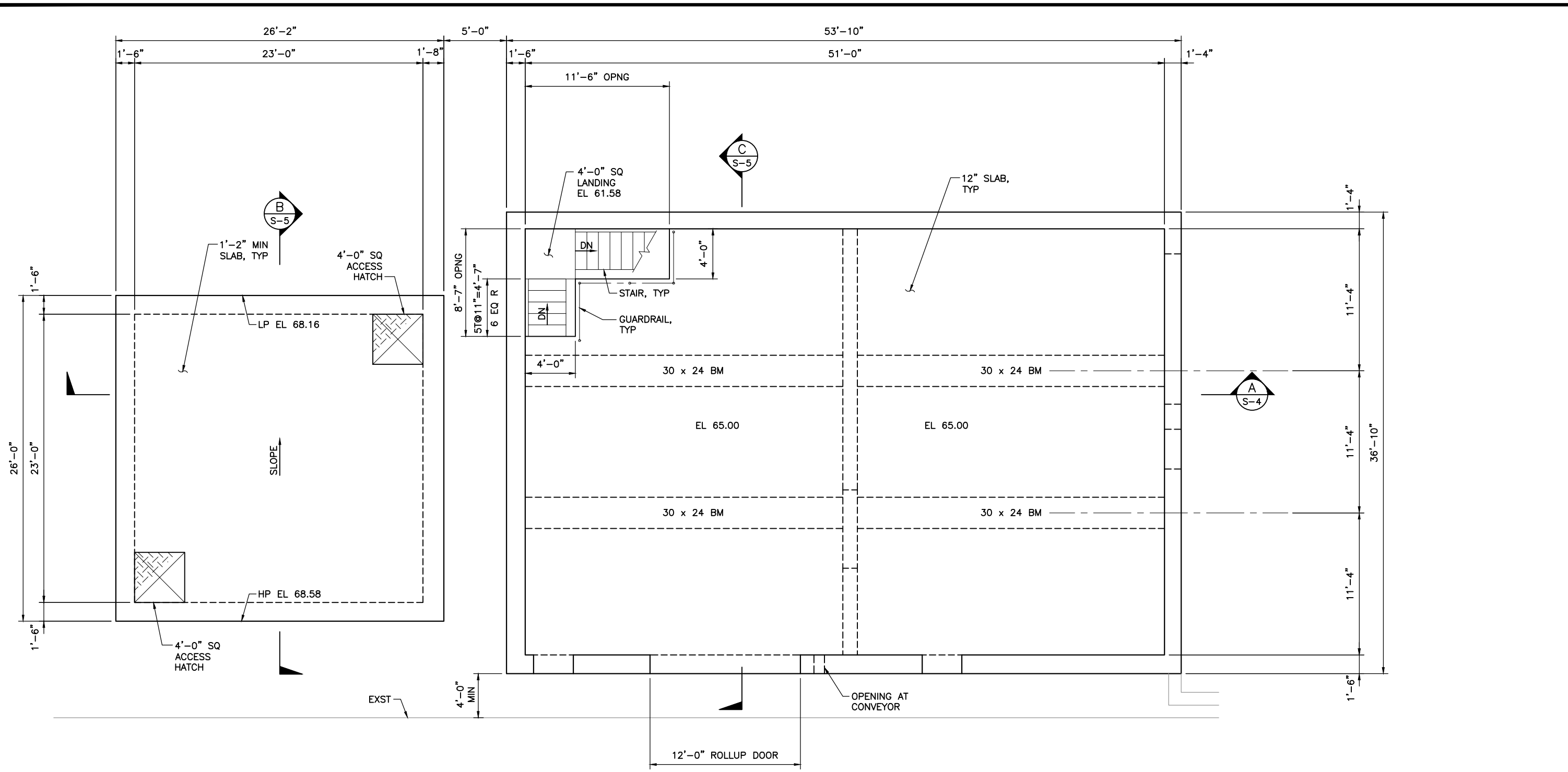
**Crestline Sanitation District**  
24516 Lake Drive, (P.O. Box 3395)  
Crestline, California 92325-3395  
909.338.1751 Fax 909.338.5306

CRESTLINE SANITATION DISTRICT  
**HUSTON CREEK WWTP PRIMARY CLARIFIER AND DEWATERING BUILDING IMPROVEMENTS**

DEWATERING BUILDING  
LOWER FLOOR AND FOUNDATION PLAN

**S-1**  
PROJECT NO.  
11652  
DWG. NO. \_\_\_\_ OF XX

R:\CAD\71CAD\TTG\_P\Projects\7119\519003-Huston-Crestline-Dudek\dwgs\Stru\11652\_SHXX\_S-2 7/30/2019 11:55 AM



SLUDGE HOLDING TANK  
PLAN  
SCALE: 1/4"=1'-0"

DEWATERING BUILDING  
PLAN  
SCALE: 1/4"=1'-0"

**Beyaz & Patel**  
10920 VIA FRONTERA, STE. 210  
SAN DIEGO, CALIFORNIA, 92127

PRELIMINARY DESIGN  
NOT FOR CONSTRUCTION

REV	DESCRIPTION	ENGR	DATE	APPD	DATE

PROGRESS:	PDR SUBMITTAL
SUBMITTAL DATE:	XX/XX/19
PROJECT MANAGER:	P. GIORI
DESIGNED BY:	HIW
DRAWN BY:	JEN
CHECKED BY:	SP

PLANS PREPARED BY:

**DUDEK**  
605 Third Street Encinitas, CA 92024  
760.942.5147 Fax 760.632.0164

Crestline Sanitation District

24516 Lake Drive, (P.O. Box 3395)  
Crestline, California 92325-3395  
909.338.1751 Fax 909.338.5306

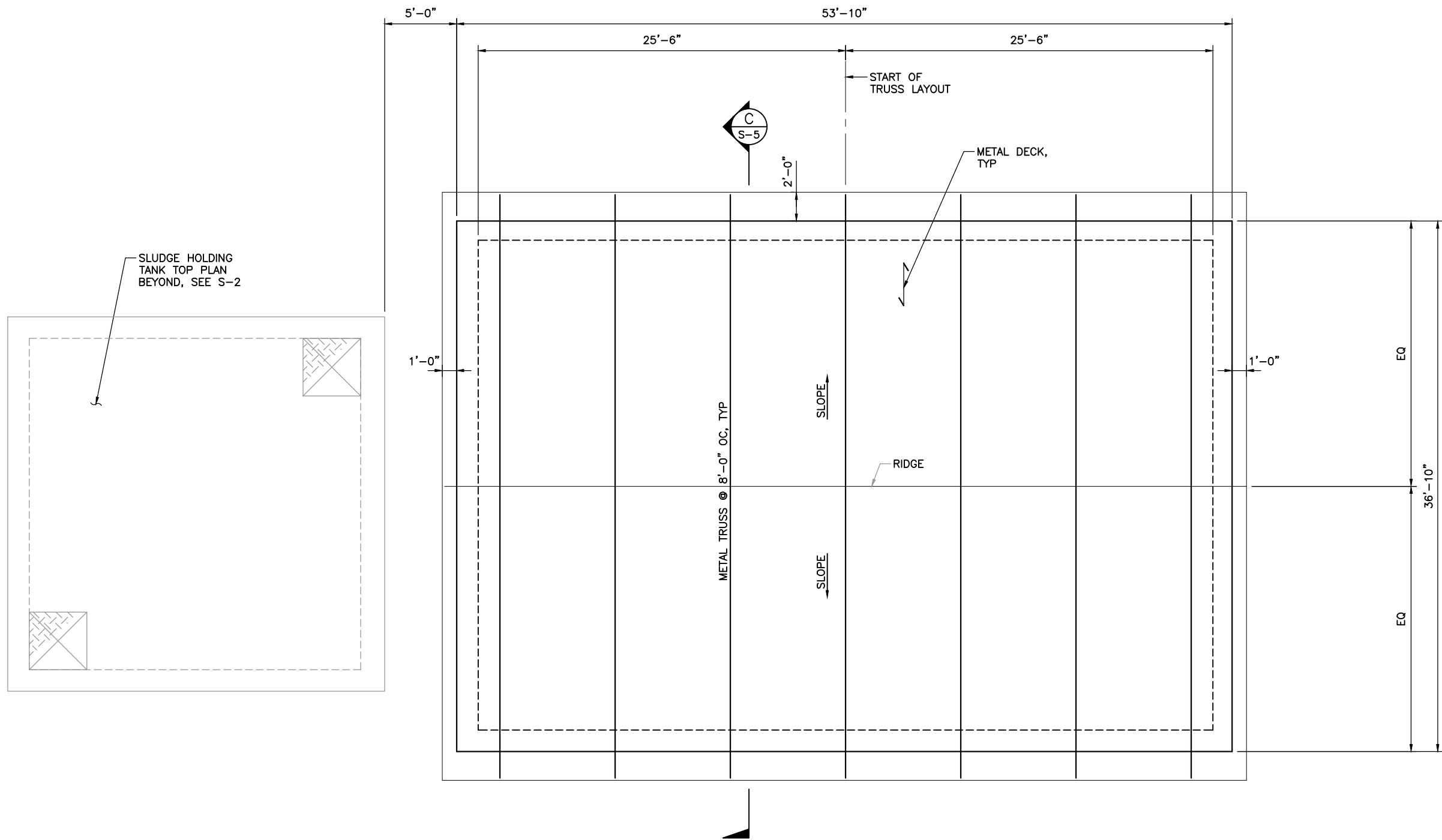
CRESTLINE SANITATION DISTRICT  
**HUSTON CREEK WWTP PRIMARY CLARIFIER  
AND DEWATERING BUILDING IMPROVEMENTS**

DEWATERING BUILDING  
UPPER FLOOR PLAN

**S-2**  
PROJECT NO.  
11652  
DWG. NO. \_\_\_\_ OF XX



R:\CAD\71CAD\TTC\Projects\7119\519003-Huston-Crestline-Dudek\dwgs\Stru\11652-SHXX-S-3 7/30/2019 11:56 AM



DEWATERING BUILDING  
**PLAN**  
 SCALE: 1/4"=1'-0"

**Beyaz & Patel**  
 10920 VIA FRONTERA, STE. 210  
 SAN DIEGO, CALIFORNIA, 92127

PRELIMINARY DESIGN  
 NOT FOR CONSTRUCTION

PROGRESS:	PDR SUBMITTAL
SUBMITTAL DATE:	XX/XX/19
PROJECT MANAGER:	P. GIORI
DESIGNED BY:	HIW
DRAWN BY:	JEN
CHECKED BY:	SP

NOT FOR CONSTRUCTION

PLANS PREPARED BY:  
**DUDEK**  
 605 Third Street Encinitas, CA 92024  
 760.942.5147 Fax 760.632.0164



Crestline Sanitation District  
 24516 Lake Drive, (P.O. Box 3395)  
 Crestline, California 92325-3395  
 909.338.1751 Fax 909.338.5306

CRESTLINE SANITATION DISTRICT  
**HUSTON CREEK WWTP PRIMARY CLARIFIER  
 AND DEWATERING BUILDING IMPROVEMENTS**

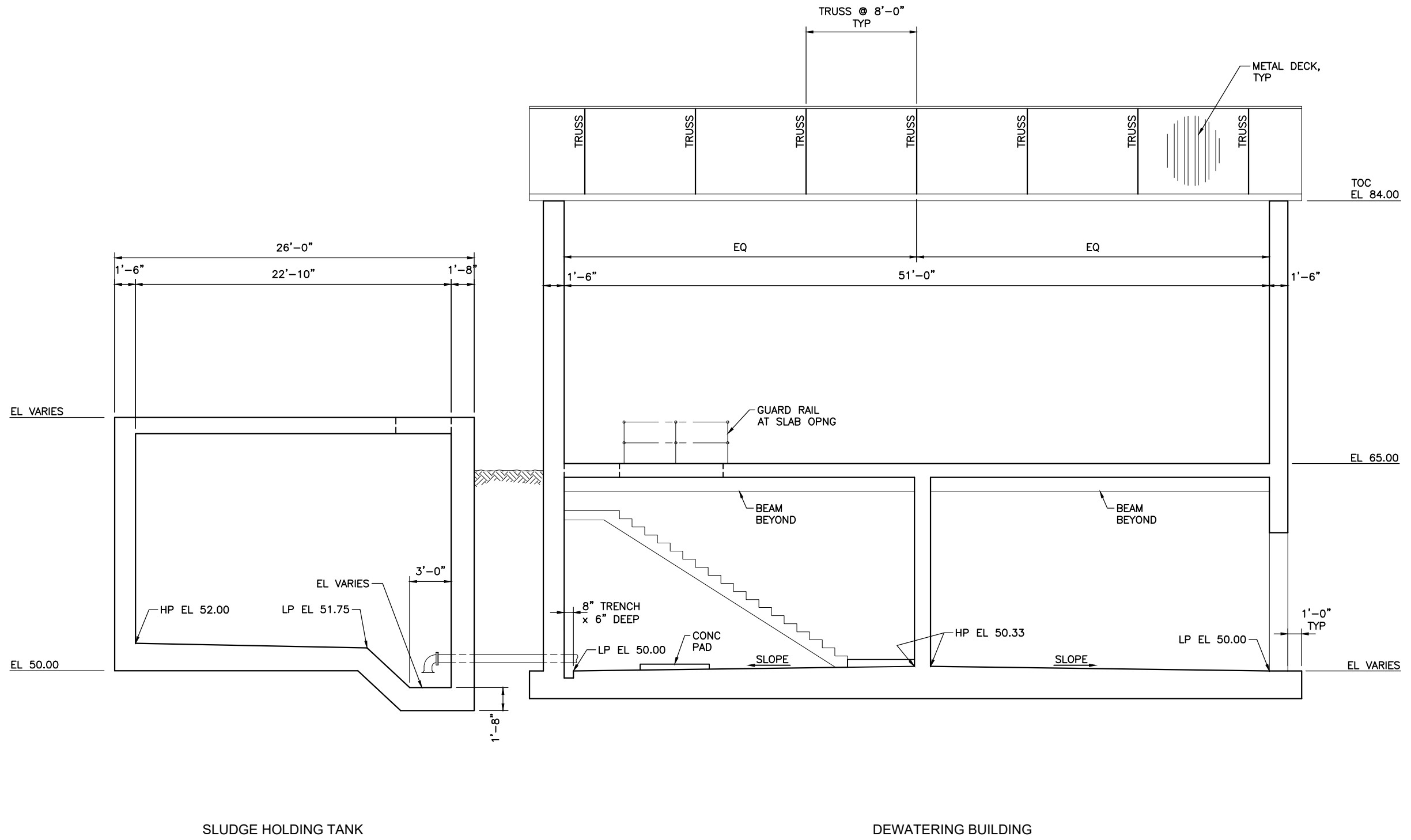
DEWATERING BUILDING  
 ROOF PLAN

**S-3**  
 PROJECT NO.  
 11652  
 DWG. NO. \_\_\_\_ OF XX

REV	DESCRIPTION	ENGR	DATE	APPD	DATE



R:\CAD\71CAD\71CAD\_P\Projects\7119\S19003-Houston-Crestline-Dudek\dwgs\Stru\11652-SHX S-4-SECT 7/30/2019 11:57 AM



**Beyaz & Patel**  
 10920 VIA FRONTERA, STE. 210  
 SAN DIEGO, CALIFORNIA, 92127

**SECTION**  
 SCALE: 1/4"=1'-0"  
 A  
 S-1

PRELIMINARY DESIGN  
 NOT FOR CONSTRUCTION

REV	DESCRIPTION	ENGR	DATE	APPD	DATE

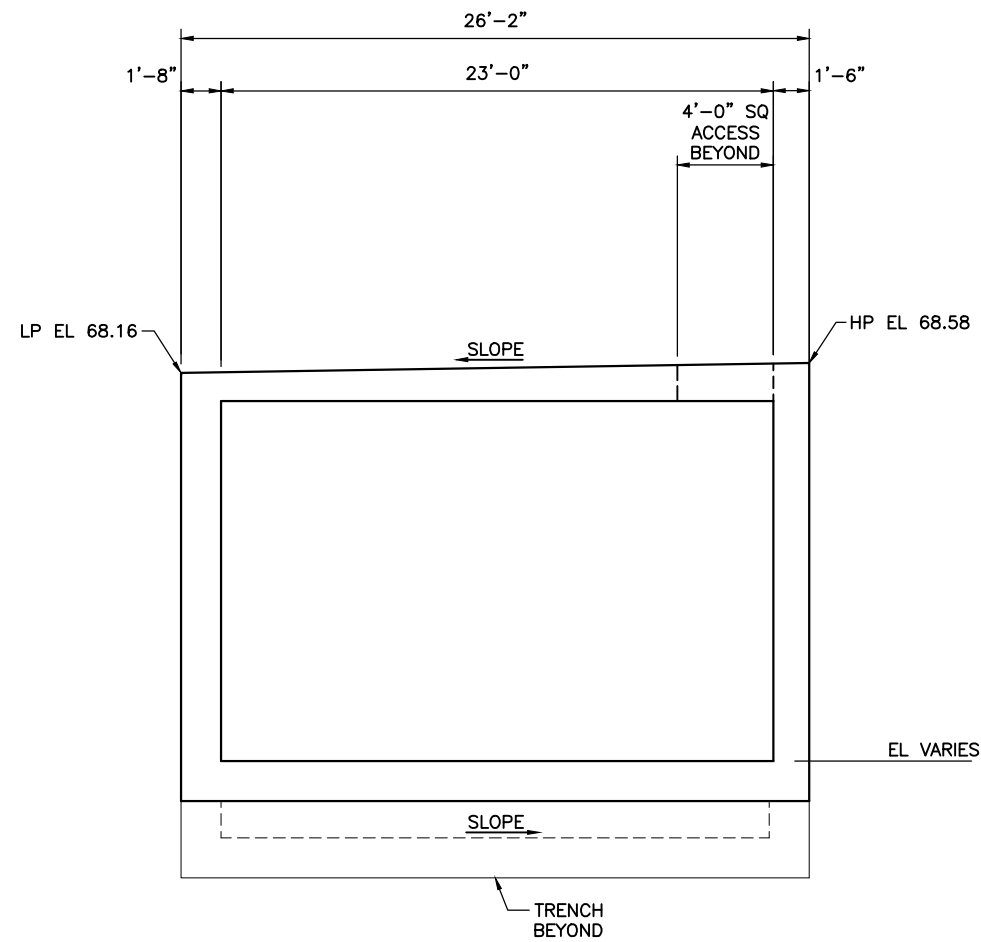
PROGRESS: PDR SUBMITTAL SUBMITTAL DATE: XX/XX/19 PROJECT MANAGER: P. GIORI DESIGNED BY: HIW DRAWN BY: JEN CHECKED BY: SP	PLANS PREPARED BY: <b>DUDEK</b> 605 Third Street Encinitas, CA 92024 760.942.5147 Fax 760.632.0164	CSD Crestline Sanitation District 24516 Lake Drive, (P.O. Box 3395) Crestline, California 92325-3395 909.338.1751 Fax 909.338.5306
---	---	--

CRESTLINE SANITATION DISTRICT <b>HUSTON CREEK WWTP PRIMARY CLARIFIER                  AND DEWATERING BUILDING IMPROVEMENTS</b>
DEWATERING BUILDING SECTIONS - 1

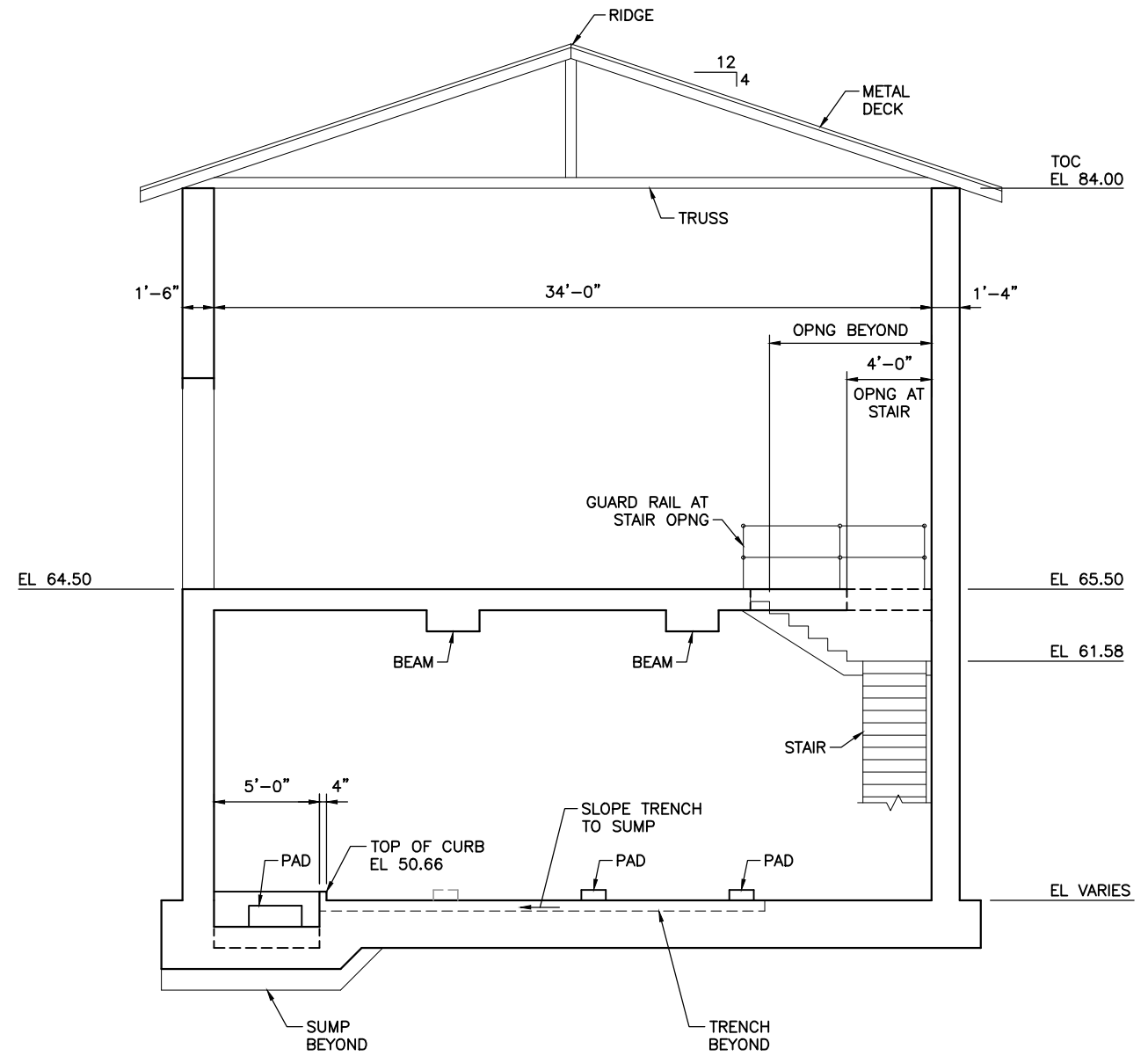
<b>S-4</b> PROJECT NO. 11652
DWG. NO. ____ OF XX



R:\CAD\71CAD\71CAD\_P\Projects\7119\519003-Houston-Crestline-Dudek\dwgs\Stru\11652 SHXX S-5-SECT 7/30/2019 11:58 AM



SLUDGE HOLDING TANK  
SECTION **B**  
SCALE: 1/4"=1'-0" S-1



DEWATERING BUILDING  
SECTION **C**  
SCALE: 1/4"=1'-0" S-1

PRELIMINARY DESIGN  
NOT FOR CONSTRUCTION

**Beyaz & Patel**  
10920 VIA FRONTERA, STE. 210  
SAN DIEGO, CALIFORNIA, 92127

PROGRESS:	PDR SUBMITTAL
SUBMITTAL DATE:	XX/XX/19
PROJECT MANAGER:	P. GIORI
DESIGNED BY:	HIW
DRAWN BY:	JEN
CHECKED BY:	SP

NOT FOR CONSTRUCTION

PLANS PREPARED BY:  
**DUDEK**  
605 Third Street Encinitas, CA 92024  
760.942.5147 Fax 760.632.0164



Crestline Sanitation District  
24516 Lake Drive, (P.O. Box 3395)  
Crestline, California 92325-3395  
909.338.1751 Fax 909.338.5306

CRESTLINE SANITATION DISTRICT  
**HUSTON CREEK WWTP PRIMARY CLARIFIER  
AND DEWATERING BUILDING IMPROVEMENTS**

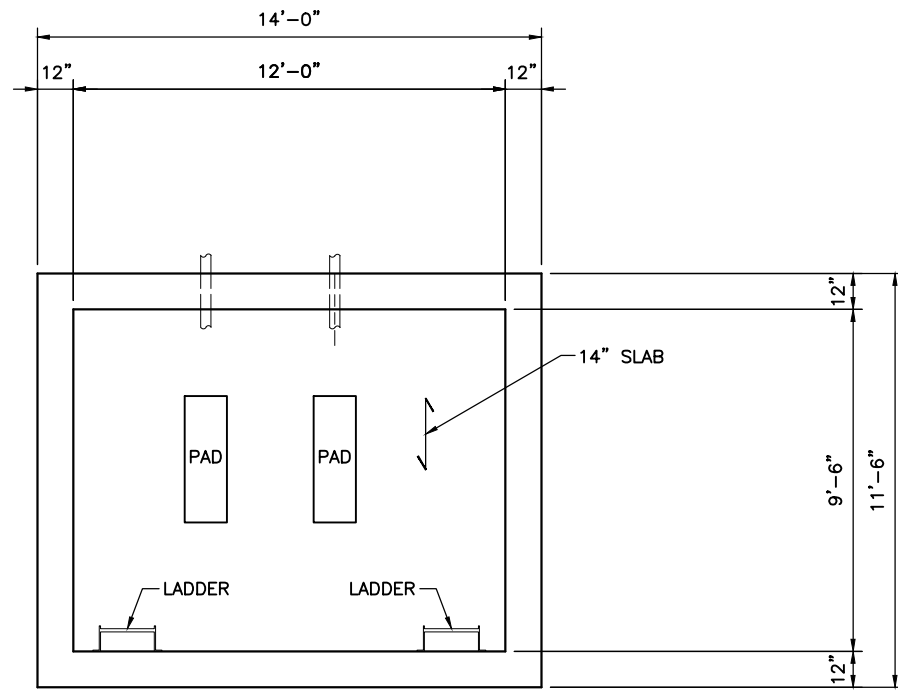
**S-5**  
PROJECT NO.  
11652

REV	DESCRIPTION	ENGR	DATE	APPD	DATE

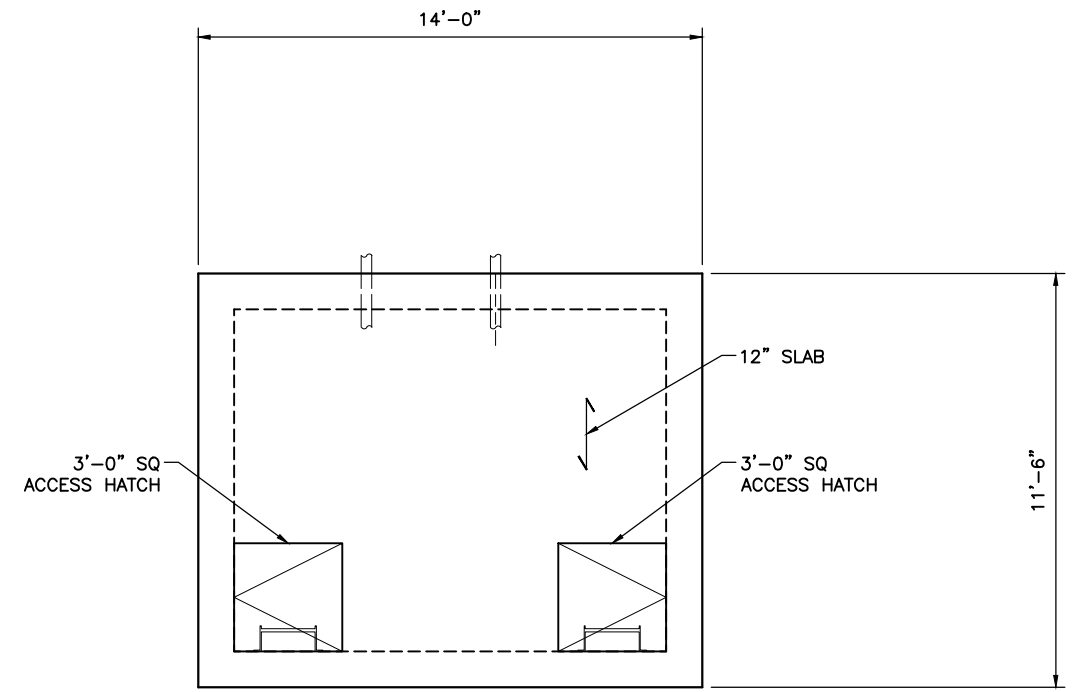
SECTIONS - 2

DWG. NO. \_\_\_\_ OF XX

R:\CAD\71CAD\ITG\_P\Projects\7119\519003-Huston-Crestline-Dudek\dwgs\Stru\11652 SHXX S-15 7/30/2019 11:58 AM



SLUDGE PUMP VAULT  
**BOTTOM PLAN**  
 SCALE: 3/8" = 1'-0"



SLUDGE PUMP VAULT  
**TOP PLAN**  
 SCALE: 3/8" = 1'-0"

PRELIMINARY DESIGN  
 NOT FOR CONSTRUCTION

**Beyaz & Patel**  
 10920 VIA FRONTERA, STE. 210  
 SAN DIEGO, CALIFORNIA, 92127

PROGRESS: PDR SUBMITTAL  
 SUBMITTAL DATE: XX/XX/19  
 PROJECT MANAGER: P. GIORI  
 DESIGNED BY: HIW  
 DRAWN BY: JEN  
 CHECKED BY: SP

NOT FOR CONSTRUCTION

PLANS PREPARED BY:  
**DUDEK**  
 605 Third Street Encinitas, CA 92024  
 760.942.5147 Fax 760.632.0164



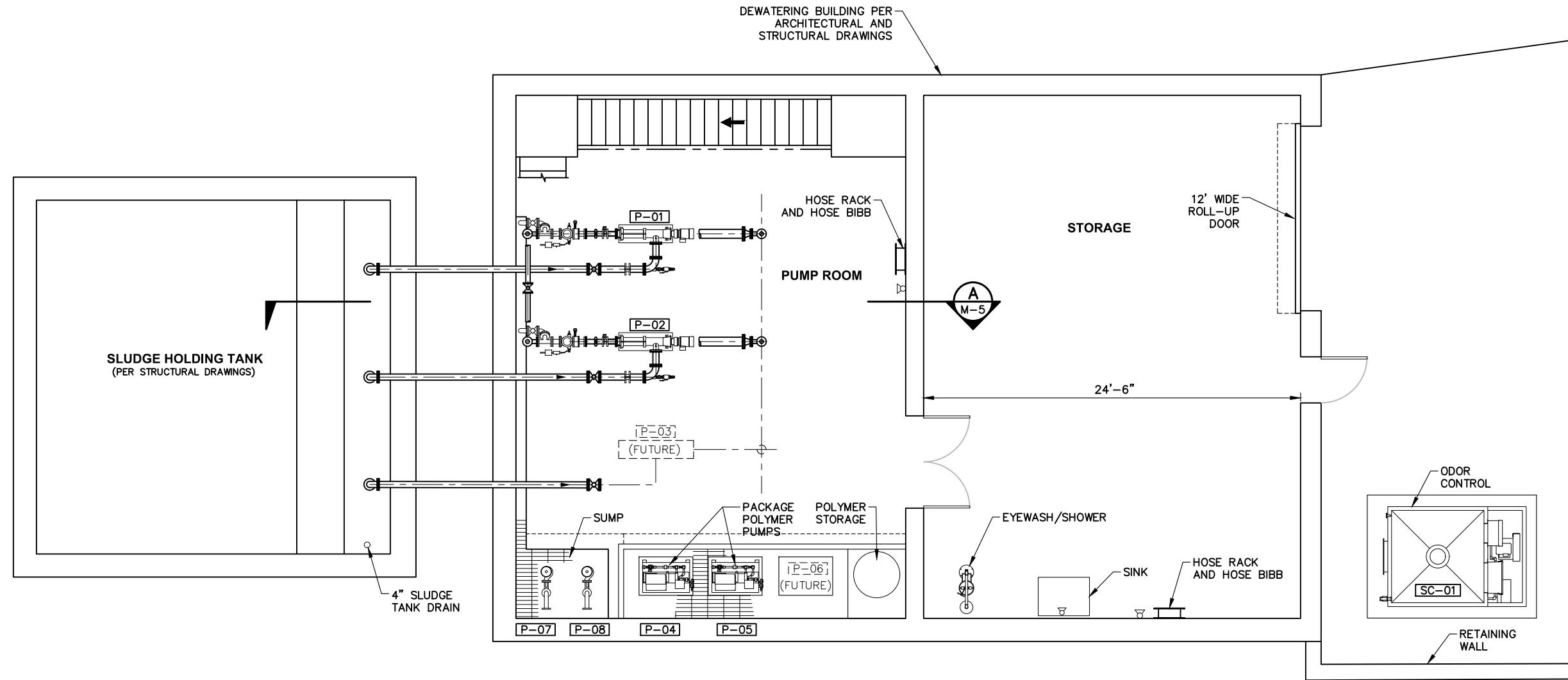
**Crestline Sanitation District**  
 24516 Lake Drive, (P.O. Box 3395)  
 Crestline, California 92325-3395  
 909.338.1751 Fax 909.338.5306

CRESTLINE SANITATION DISTRICT  
**HUSTON CREEK WWTP PRIMARY CLARIFIER AND DEWATERING BUILDING IMPROVEMENTS**  
 SLUDGE PUMP VAULT PLANS

**S-15**  
 PROJECT NO. 11652  
 DWG. NO. \_\_\_\_ OF XX

REV	DESCRIPTION	ENGR	DATE	APPD	DATE

P:\01\Engineering\Crestline SD\11652 - Huston Creek Dewatering Bldg\06\CAD\11652 SH68-69 M-1 to M-2 7/30/2019 8:23 AM



**PLAN**  
SCALE: 1/4"=1'-0"

PRELIMINARY DESIGN  
NOT FOR CONSTRUCTION

PROGRESS: PDR SUBMITTAL  
SUBMITTAL DATE: xx/xx/19

PROJECT MANAGER: P. GIORI  
DESIGNED BY: P. GIORI  
DRAWN BY: N. HUNTER  
CHECKED BY: N. HARPER



PLANS PREPARED BY:  
**DUDEK**  
605 Third Street Encinitas, CA 92024  
760.942.5147 Fax 760.632.0164



**Crestline Sanitation District**  
24516 Lake Drive, (P.O. Box 3395)  
Crestline, California 92325-3395  
909.338.1751 Fax 909.338.5306

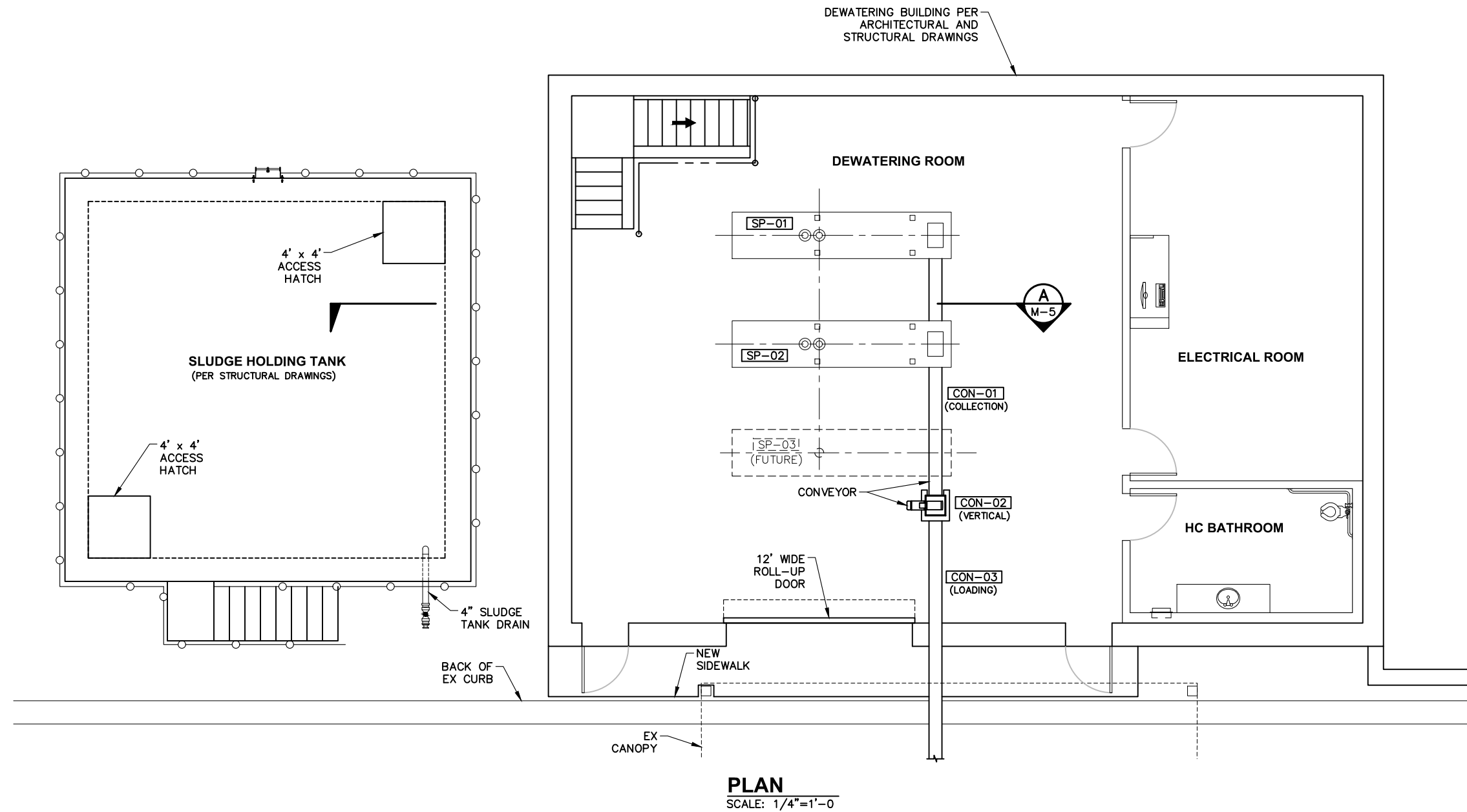
CRESTLINE SANITATION DISTRICT  
**HUSTON CREEK WWTP PRIMARY CLARIFIER AND DEWATERING BUILDING IMPROVEMENTS**

DEWATERING BUILDING PLAN  
LOWER LEVEL (EL. 50)

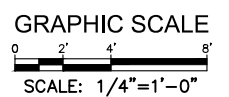
**M-1**  
PROJECT NO. 11652  
DWG. NO. 68 OF 114

REV	DESCRIPTION	ENGR	DATE	APPD	DATE

P:\01\Engineering\Crestline SD\11652 - Huston Creek Dewatering Bldg\06\CAD\11652 SH68-69 M-1 to M-2 7/30/2019 10:11 AM



**PLAN**  
SCALE: 1/4"=1'-0"



PRELIMINARY DESIGN  
NOT FOR CONSTRUCTION

REV	DESCRIPTION	ENGR	DATE	APPD	DATE

PROGRESS: PDR SUBMITTAL  
SUBMITTAL DATE: xx/xx/19  
PROJECT MANAGER: P. GIORI  
DESIGNED BY: P. GIORI  
DRAWN BY: N. HUNTER  
CHECKED BY: N. HARPER



PLANS PREPARED BY:  
**DUDEK**  
605 Third Street Encinitas, CA 92024  
760.942.5147 Fax 760.632.0164

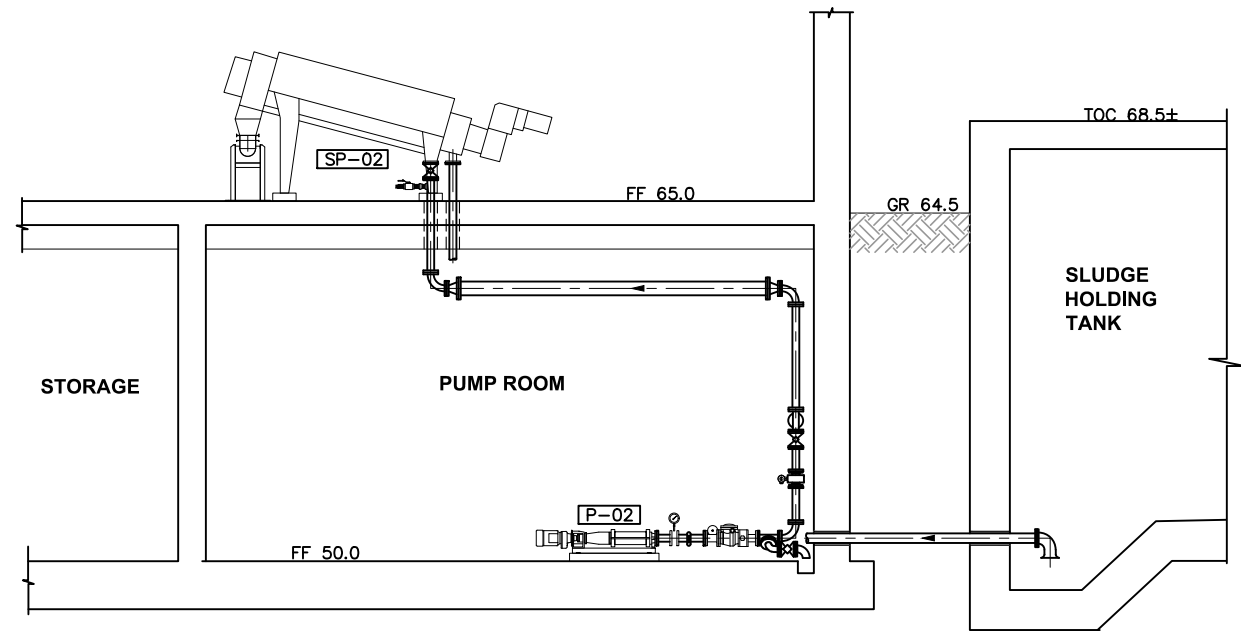


Crestline Sanitation District  
24516 Lake Drive, (P.O. Box 3395)  
Crestline, California 92325-3395  
909.338.1751 Fax 909.338.5306

CRESTLINE SANITATION DISTRICT  
**HUSTON CREEK WWTP PRIMARY CLARIFIER  
AND DEWATERING BUILDING IMPROVEMENTS**  
DEWATERING BUILDING PLAN  
UPPER LEVEL (EL. 65.0)

**M-2**  
PROJECT NO.  
11652  
DWG. NO. **69** OF 114

P:\01\Engineering\Crestline SD\11652 - Huston Creek Dewatering Bldg\06\CAD\11652 SH72 M-5 7/29/2019 2:59 PM



**SECTION**  
SCALE: 1/4"=1'-0"  
**A**  
M-1/M-2

GRAPHIC SCALE  
0 1 2 4 6  
SCALE: 3/8"=1'-0"

PRELIMINARY DESIGN  
NOT FOR CONSTRUCTION

REV	DESCRIPTION	ENGR	DATE	APPD	DATE

PROGRESS: PDR SUBMITTAL  
SUBMITTAL DATE: xx/xx/19  
PROJECT MANAGER: P. GIORI  
DESIGNED BY: P. GIORI  
DRAWN BY: N. HUNTER  
CHECKED BY: N. HARPER



PLANS PREPARED BY:  
**DUDEK**  
605 Third Street Encinitas, CA 92024  
760.942.5147 Fax 760.632.0164

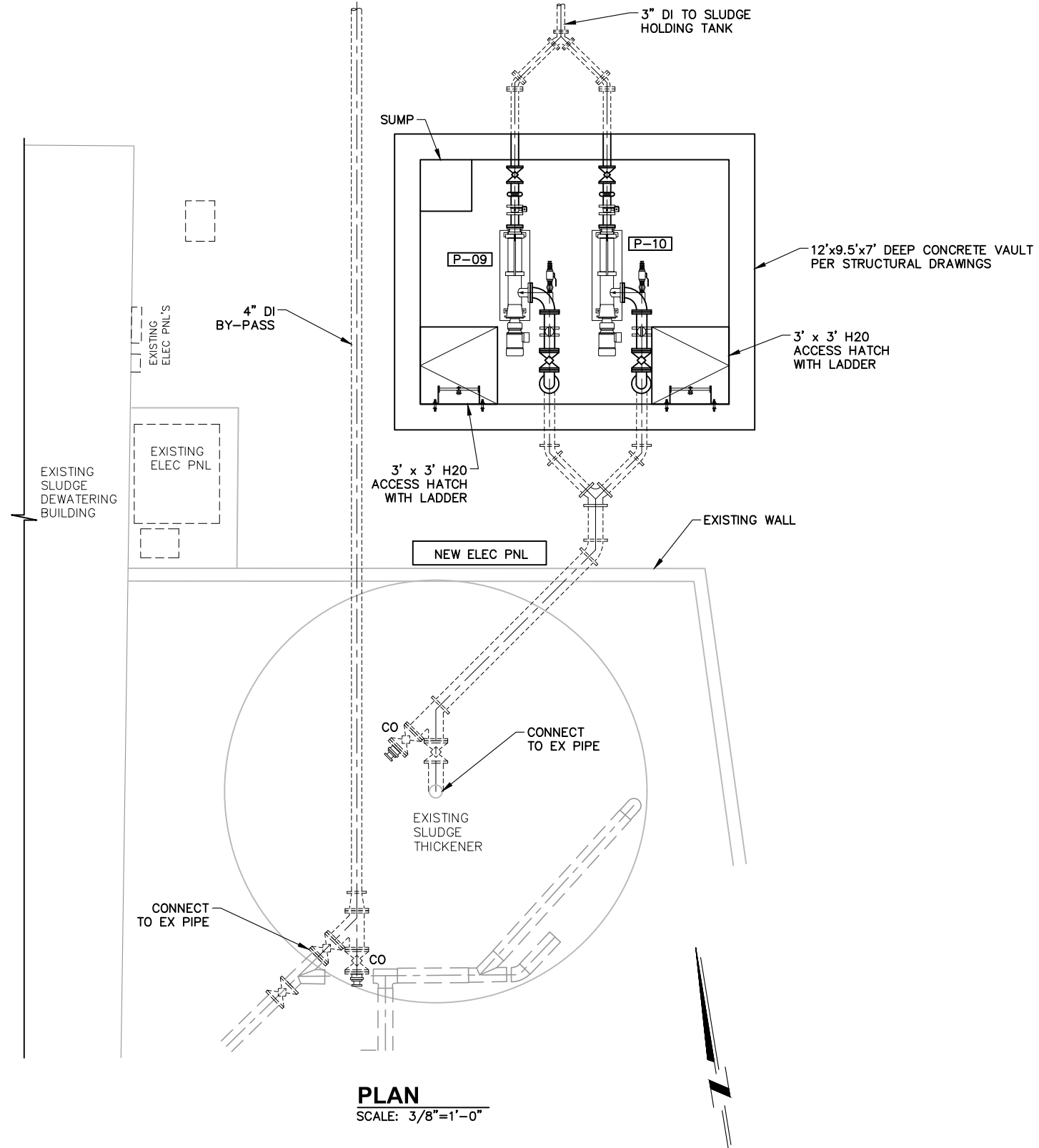


Crestline Sanitation District  
24516 Lake Drive, (P.O. Box 3395)  
Crestline, California 92325-3395  
909.338.1751 Fax 909.338.5306

CRESTLINE SANITATION DISTRICT  
**HUSTON CREEK WWTP PRIMARY CLARIFIER AND DEWATERING BUILDING IMPROVEMENTS**  
DEWATERING BUILDING SECTIONS

**M-5**  
PROJECT NO. 11652  
DWG. NO. 72 OF 114

P:\01\Engineering\Crestline SD\11652 - Huston Creek Dewatering Bldg\06\CAD\11652\_SH78\_M-11\_7/30/2019\_8:33 AM



**PLAN**  
SCALE: 3/8"=1'-0"



PRELIMINARY DESIGN  
NOT FOR CONSTRUCTION

REV	DESCRIPTION	ENGR	DATE	APPD	DATE

PROGRESS: PDR SUBMITTAL  
SUBMITTAL DATE: xx/xx/19

PROJECT MANAGER: P. GIORI  
DESIGNED BY: P. GIORI  
DRAWN BY: N. HUNTER  
CHECKED BY: N. HARPER



PLANS PREPARED BY:  
**DUDEK**  
605 Third Street Encinitas, CA 92024  
760.942.5147 Fax 760.632.0164



Crestline Sanitation District  
24516 Lake Drive, (P.O. Box 3395)  
Crestline, California 92325-3395  
909.338.1751 Fax 909.338.5306

CRESTLINE SANITATION DISTRICT  
**HUSTON CREEK WWTP PRIMARY CLARIFIER AND DEWATERING BUILDING IMPROVEMENTS**

TRANSFER PUMP STATION  
PLAN AND SECTIONS

**M-11**  
PROJECT NO.  
11652  
DWG. NO. 78 OF 114

CONDUIT PLAN	SINGLE LINE DIAGRAM	SCHEMATIC DIAGRAM	DESCRIPTION
			CIRCUIT BREAKER. UPPER NUMBER IS TRIP RATING. LOWER NUMBER IS NUMBER OF POLES
■			THREE POSITION SWITCH. MAINTAINED CONTACT FUNCTION MAY VARY AS NOTED ON DIAGRAMS. CENTER POSITION IS OFF
■			TWO POSITION SWITCH. MAINTAINED CONTACT FUNCTION MAY VARY AS NOTED ON DIAGRAMS
■			MOMENTARY CONTACT PUSHBUTTON. FUNCTION MAY VARY AS NOTED ON DIAGRAMS
■			MOMENTARY CONTACT PUSHBUTTON WITH PROVISION FOR LOCKOUT.
□			LOCKABLE DISCONNECT SWITCH. RATING AND DETAILS AS NOTED ON DRAWINGS.
■ ZS			LIMIT SWITCH. NORMALLY OPEN
■ ZS			LIMIT SWITCH. NORMALLY CLOSED
			TIME DELAY RELAY CONTACT. OFF DELAY, NORMALLY OPEN, TIME OPEN
			TIME DELAY RELAY CONTACT. OFF DELAY, NORMALLY CLOSED, TIME CLOSED
			TIME DELAY RELAY CONTACT. ON DELAY, NORMALLY OPEN, TIME CLOSED
			TIME DELAY RELAY CONTACT. ON DELAY, NORMALLY CLOSED, TIME OPEN
■ SOV			SOLENOID OPERATED VALVE
			MOTOR CONTROL CENTER DRAWOUT STABS
☒			MOTOR STARTER WITH THERMAL OVERLOADS. NUMBER INDICATES NEMA SIZE
			MOTOR OVERLOAD CONTACT
			MOTOR, NUMBER INDICATES HORSEPOWER
			INDICATING LIGHT, PUSH-TO-TEST. LETTER INDICATES COLOR. R=RED B=BLUE G=GREEN A=AMBER W=WHITE
			CONTACTOR OR RELAY COIL. LETTER OR NUMBER IS DESIGNATION
			NORMALLY CLOSED CONTACT. LETTER OR NUMBER IS DESIGNATION
			NORMALLY OPEN CONTACT. LETTER OR NUMBER IS DESIGNATION
			RUNNING TIME METER, NON-RESETTABLE
			FUSE, NUMBER INDICATES RATING
			CONTROL TRANSFORMER. RATING AS NOTED ON DRAWINGS OR AS REQUIRED BASED ON LOAD SERVED.
Ⓚ			KILOWATT METER
■ PS			PRESSURE SWITCH. CONTACT ACTION AS NOTED ON DRAWINGS

CONDUIT PLAN	SINGLE LINE DIAGRAM	SCHEMATIC DIAGRAM	DESCRIPTION
			POWER TRANSFORMER. RATINGS AS NOTED ON DRAWINGS
			DUPLEX RECEPTACLE. 20A, SPEC GRADE GROUNDING TYPE. UNLESS OTHERWISE NOTED ON DRAWINGS.
			TELEPHONE OUTLET
			JUNCTION BOX OR CONDUIT FITTING AS NOTED OR REQUIRED. (SHOWN WITH CONDUIT TURNING UP)
■ LS			LEVEL SWITCH, CONTACT ACTION AS NOTED ON DRAWINGS
			CONTROL PANEL OR EQUIPMENT AS NOTED
■ FS			FLOW SWITCH, CONTACT ACTION AS NOTED ON DRAWINGS
			FLUSH TOGGLE SWITCH, SINGLE POLE, SINGLE THROW
			FLUSH TOGGLE SWITCH, THREE WAY
			FLUORESCENT FIXTURE. SEE LIGHTING SCHEDULE.
			LIGHTING FIXTURE, WALL MOUNTED SEE LIGHTING SCHEDULE
□ PB			MH-MANHOLE PB-PULLBOX HH-HANDHOLE OR AS NOTED ON DRAWINGS
			TELEPHONE CONDUIT. SIZE AS NOTED
			GROUNDING GRID OR GROUNDING CONDUCTOR SIZE AS REQUIRED OR AS NOTED ON DRAWINGS
			GROUND PIGTAIL SIZE AS NOTED ON DRAWINGS
			EXOTHERMIC GROUND CONNECTION
			BOLTED GROUND CONNECTION
			CONDUIT BENDING UP
			CONDUIT BENDING DOWN
			UNDERGROUND OR CONCEALED CONDUIT, 1" MINIMUM
			EXPOSED CONDUIT, 3/4" MINIMUM.
/// PBI 1,3,5			HOMERUN CONDUIT WITH 3 CONDUCTORS, NEUTRAL AND GROUND, CIRCUITS 1,3,5 PANEL PBI, NO HASHMARKS INDICATE 2 CONDUCTORS AND GROUND
			DRIVEN GROUND ROD/TEST WELL 3/4" X 10' Cu CLAD STEEL
			PANELBOARD OR AS NOTED ON DRAWING
			LIQUIDTIGHT FLEXIBLE CONDUIT
Ⓝ			CONDUIT NUMBER 'xxx', REFER TO CONDUIT SCHEDULE FOR DESCRIPTION

CONDUIT PLAN	SINGLE LINE DIAGRAM	SCHEMATIC DIAGRAM	DESCRIPTION
Ⓜ			MANUAL MOTOR STARTER
			GROUND
			HEATER, RATING AS NOTED ON DRAWING
			HORN OR AUDIBLE SIGNAL
			PHASE
			TERMINAL, INTERNAL WIRING
			TERMINAL, FIELD WIRING
■ DS			DOOR SWITCH
			CONDUIT STUB OUT
			DISCONNECT SWITCH, F = FUSED NF = NON-FUSED XX = AMP RATING
			TELEMETRY INPUT POINT
			PLC INPUT POINT AT RTU

### STANDARD ABBREVIATIONS

A	AMPERES	MH	MANHOLE
AC	ALTERNATING CURRENT	MIN	MINIMUM OR MINUTE
AF	AMPERE FRAME	MLO	MAIN LUGS ONLY
AFC	ABOVE FINISHED CONCRETE	MOV	MOTOR OPERATED VALVE ACTUATOR
AFF	ABOVE FINISHED FLOOR	MSB	MAIN SWITCHBOARD
AFG	ABOVE FINISHED GRADE	MTG	MOUNTING
AT	AMPERE TRIP	MTR	MOTOR
ATS	AUTOMATIC TRANSFER SWITCH	N	NEUTRAL
AUX	AUXILIARY	NA	NON-AUTOMATIC
AUTO	AUTOMATIC	NC	NORMALLY CLOSED
AWG	AMERICAN WIRE GAUGE	NCIO	NORMALLY CLOSED, INSTANTANEOUS OPEN
BC	BARE COPPER	NCTC	NORMALLY CLOSED, TIME CLOSE
BD	BOARD BREAKER	NCTO	NORMALLY CLOSE, TIME OPEN
BKR	CONDUIT CABINET	NEC	NATIONAL ELECTRIC CODE
C	CABINET	NIC	NOT IN CONTRACT
CAB	CABINET	No	NUMBER
CB	CIRCUIT BREAKER	NO	NORMALLY OPEN
CKT	CIRCUIT	NOIC	NORMALLY OPEN, INSTANTANEOUS CLOSE
CLG	CEILING	NOTC	NORMALLY OPEN, TIME CLOSE
C.O.	CONDUIT ONLY	NOTO	NORMALLY OPEN, TIME OPEN
COMP	COMPARTMENT	NP	NAMEPLATE
COND	CONDUCTOR	NTS	NOT TO SCALE
CONT	CONTROL	OL	OVERLOAD
CONTD	CONTINUED	OTT	OVERTEMP SWITCH
CPT	CONTROL POWER TRANSFORMER	PB	PUSHBUTTON
CP	CONTROL PANEL	PB	PULLBOX
CT	CURRENT TRANSFORMER	PC	PHOTOCELL
CJ	COPPER	PCV	PUMP CONTROL VALVE
CR	CONTROL RELAY	PMR	POWER MONITOR RELAY
DC	DIRECT CURRENT	PNL	PANEL
DISC	DISCONNECT	POS	POSITION
DISC SW	DISCONNECT SWITCH	PR	PAIR
DPDT	DOUBLE POLE DOUBLE THROW	PRI	PRIMARY
DPST	DOUBLE POLE SINGLE THROW	PS	PRESSURE SWITCH
DWG	DRAWING	PT	POTENTIAL TRANSFORMER
DS	DOOR SWITCH	PVC	POLYVINYL CHLORIDE
EL	ELEVATION	PVC/RGS	PVC JACKETED RIGID GALVANIZED STEEL CONDUIT
EL,ELEV	ELECTRICAL METALLIC TUBING	PW	PART WINDING
E3	ELECTRICALLY OPERATED	RCEP	RECEPTACLE
EXIST	EXISTING	RCP	REMOTE CONTROL PANEL
FBO	FURNISHED BY OWNER	RGS	RIGID GALVANIZED STEEL CONDUIT
FDR	FEEDER	RTU	REMOTE TERMINAL UNIT
FIN	FINISHED	RVAT	REDUCED VOLTAGE AUTO TRANSFORMER
FLA	FULL LOAD AMPS	RYVD	REDUCED VOLTAGE WYE DELTA
FLEX	FLEXIBLE	SCF	SOUTHERN CALIFORNIA EDISON
FM	FLOW METER	SEC	SECONDARY
FS	FLOW SWITCH	SEL	SELECTOR
FT OR ' "	FEET OR FOOT	SP	SPARE
FT	FLOW TRANSMITTER	SPEC	SPECIFICATION
FUT	FUTURE	SPDT	SINGLE POLE DOUBLE THROW
FVNR	FULL VOLTAGE NON REVERSING	SPST	SINGLE POLE SINGLE THROW
GALV	GALVANIZED	SS	STAINLESS STEEL
GD	GAS DETECTORS	SSRV	SOLID STATE REDUCED VOLTAGE STARTER
GFI	GROUND FAULT INTERRUPTER	ST	SHUNT TRIP
GFP	GROUND FAULT PROTECTION	STA	STATION
GND OR G	GROUND	STL	STEEL
HH	HANDHOLE	STP	SHIELDED TWISTED PAIR
HOA	HAND/OFF/AUTO	STR	STARTER
HTR	HEATER	STT	SHIELDED TWISTED TRIPLET
IC	INTERRUPTING CURRENT	SV	SOLENOID VALVE
IN OR " "	INCHES OR INCH	SW	SWITCH
IND	INDICATING	SWBD	SWITCHBOARD
INST	INSTANTANEOUS	TB	TERMINAL BOX
INSTR	INSTRUMENT	TEL	TELEPHONE
INTLK	INTERLOCK	TEMP	TEMPERATURE
JB OR J	JUNCTION BOX, CONDULET OR FITTING AS REQUIRED BY NEC. UNLESS OTHERWISE NOTED	TERM	TERMINAL
		TM	TELEMETRY
		TS	TEMPERATURE SWITCH
		TS2W	TWO SPEED TWO WINDING
		TVSS	TRANSIENT VOLTAGE SURGE SUPPRESSOR
		TW/SH	TWISTED SHIELDED TYPICAL
		TYP	TYPICAL
		UG	UNDERGROUND
		UON	UNLESS OTHERWISE NOTED
		V	VOLTS
		W	WATTS
		W/O	WITHOUT
		WP	WEATHERPROOF
		XFMR	TRANSFORMER
		XP	EXPLOSION PROOF
		ZS	POSITION SWITCH OR LIMIT SWITCH
		3W	THREE WIRE
		4W	FOUR WIRE

PRELIMINARY DESIGN  
NOT FOR CONSTRUCTION

Z:\Crestline\Houston Creek\11652\_SHXX\_GE-1 7/30/2019 12:48 PM

REV	DESCRIPTION	ENGR	DATE	APPD	DATE

PROGRESS:  
PDR SUBMITTAL  
SUBMITTAL DATE: xx/xx/19  
PROJECT MANAGER: P. GIORI  
DESIGNED BY: J. MORAES  
DRAWN BY: CAD  
CHECKED BY: J. MORAES

NOT FOR CONSTRUCTION

**M-P-A**  
MORAES / PHAM & ASSOCIATES  
2131 Palomar Airport Rd. #120  
Carlsbad, CA 92011

**CSD**  
Crestline Sanitation District

Crestline Sanitation District  
24516 Lake Drive, (P.O. Box 3395)  
Crestline, California 92325-3395  
909.338.1751 Fax 909.338.5306

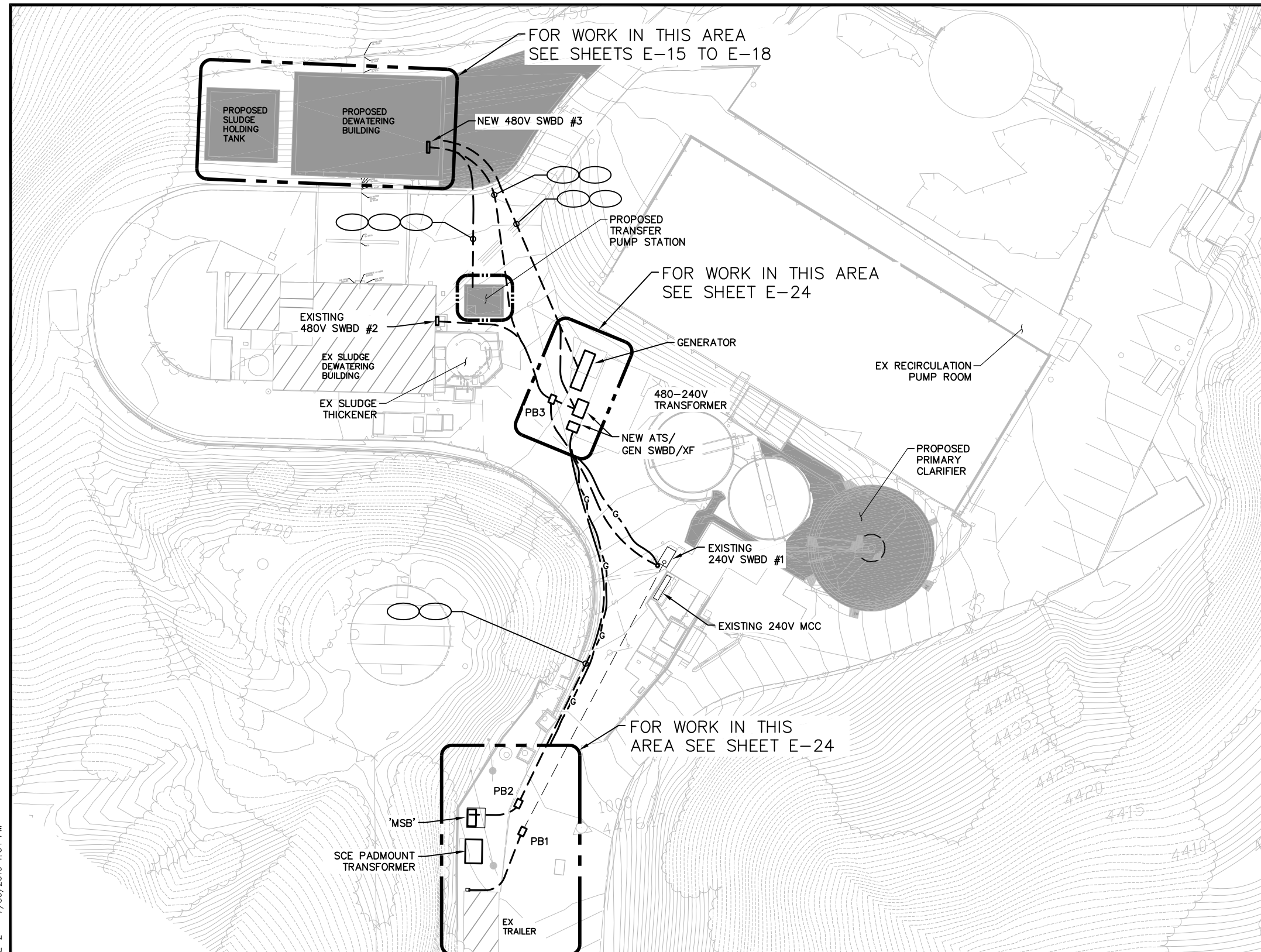
CRESTLINE SANITATION DISTRICT  
HUSTON CREEK WWTP PRIMARY CLARIFIER AND DEWATERING BUILDING IMPROVEMENTS  
STANDARD ELECTRICAL SYMBOLS AND ABBREVIATIONS

GE-1  
PROJECT NO.  
11652  
DWG. NO. X OF XX



NOTES:

① .



— EXISTING  
 - - - NEW

PRELIMINARY DESIGN  
 NOT FOR CONSTRUCTION

**PLAN**  
 SCALE: 1"=20'

Z:\Crestline\_Houston\_Creek\11652\_SHXX E-2 7/30/2019 1:04 PM

REV	DESCRIPTION	ENGR	DATE	APPD	DATE

PROGRESS:	PDR SUBMITTAL
SUBMITTAL DATE:	xx/xx/19
PROJECT MANAGER:	P. GIORI
DESIGNED BY:	J. MORAES
DRAWN BY:	CAD
CHECKED BY:	J. MORAES

**M-P-A**  
 MORAES / PHAM & ASSOCIATES  
 2131 Palomar Airport Rd. #120  
 Carlsbad, CA 92011

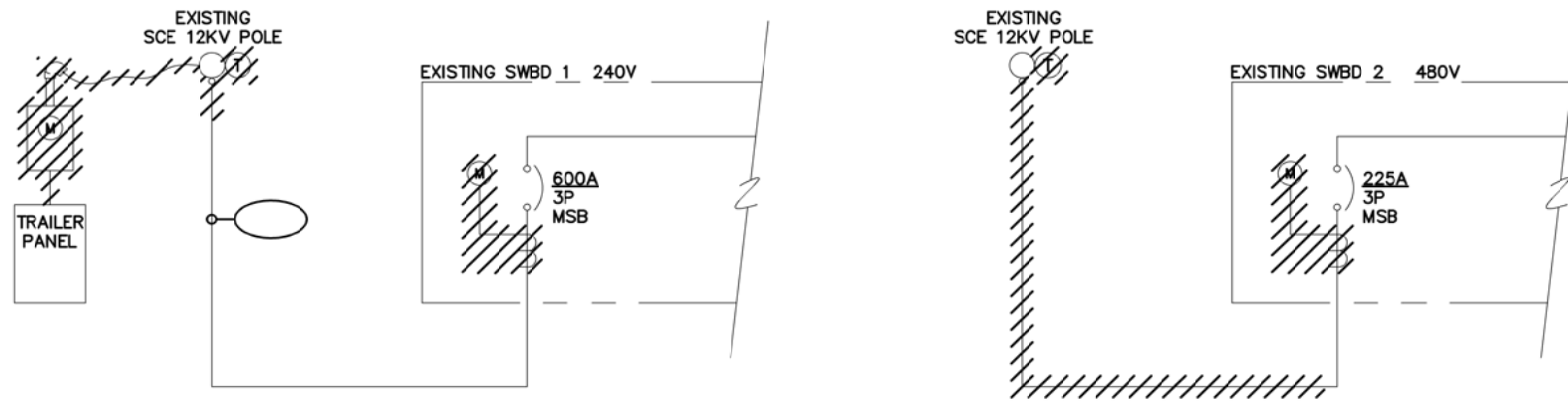


**Crestline Sanitation District**  
 24516 Lake Drive, (P.O. Box 3395)  
 Crestline, California 92325-3395  
 909.338.1751 Fax 909.338.5306

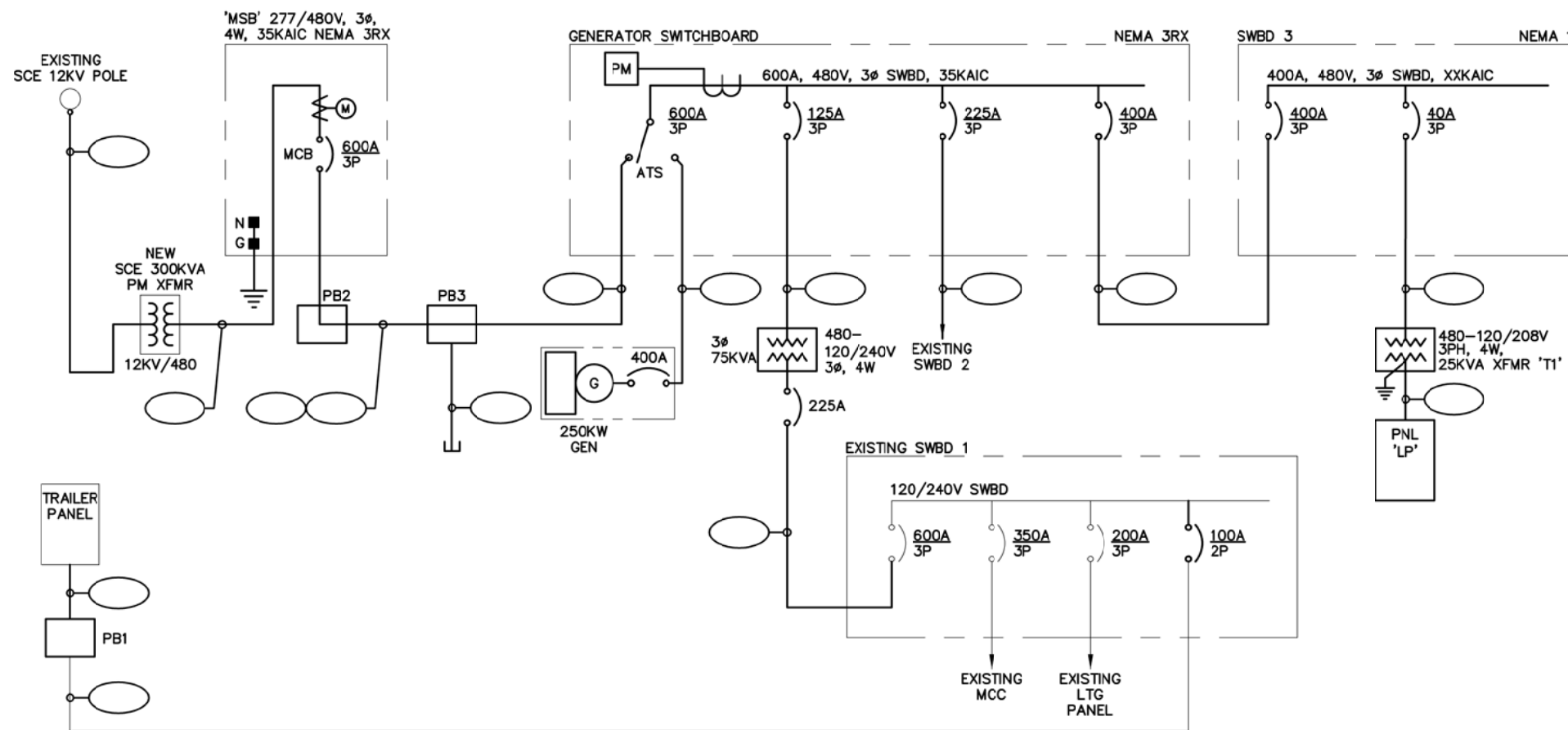
CRESTLINE SANITATION DISTRICT  
**HUSTON CREEK WWTP PRIMARY CLARIFIER AND DEWATERING BUILDING IMPROVEMENTS**

ELECTRICAL SITE PLAN

**E-2**  
 PROJECT NO.  
 11652  
 DWG. NO. \_\_\_ OF XX



**SINGLE LINE DIAGRAM – DEMO**



**SINGLE LINE DIAGRAM – REVISED**

\_\_\_\_\_ EXISTING  
 \_\_\_\_\_ NEW  
 // REMOVE

PRELIMINARY DESIGN  
NOT FOR CONSTRUCTION

Z:\Crestline-Houston-Creek\11652-SHX E-3 7/30/2019 12:49 PM

PROGRESS: PDR SUBMITTAL  
 SUBMITTAL DATE: xx/xx/19  
 PROJECT MANAGER: P. GIORI  
 DESIGNED BY: J. MORAES  
 DRAWN BY: CAD  
 CHECKED BY: J. MORAES

NOT FOR CONSTRUCTION

**M-P-A**  
 MORAES / PHAM & ASSOCIATES  
 2131 Palomar Airport Rd. #120  
 Carlsbad, CA 92011

**CSD**  
 Crestline Sanitation District

Crestline Sanitation District  
 24516 Lake Drive, (P.O. Box 3395)  
 Crestline, California 92325-3395  
 909.338.1751 Fax 909.338.5306









CRESTLINE SANITATION DISTRICT  
 HUSTON CREEK WWTP PRIMARY CLARIFIER  
 AND DEWATERING BUILDING IMPROVEMENTS

**E-3**  
 PROJECT NO.  
 11652  
 DWG. NO. X OF XX

REV	DESCRIPTION	ENGR	DATE	APPD	DATE

SINGLE LINE DIAGRAM 1

**LIGHTING FIXTURE SCHEDULE**

SYMBOL	TAG	DESCRIPTION	FIXTURE WATTS VOLTAGE	LAMP TYPE	MOUNTING	MANUFACTURER
				NO. OF LAMPS WATTS		CATALOG NO.
	A1	4' LED FIXTURE WITH LED DRIVER AN SURGE PROTECTION. REINFORCED FIBERGLASS HOUSING. IMPACT RESISTANT, UV RESISTANT ACRYLIC, CLEAR DEEP LENS. FULLY GASKETED. UL WET LOCATION LISTED. SURFACE MOUNTED TO HARD CEILING.	42W 120VAC	LED 42W	SURFACE	COLUMBIA LIGHTING LXEM4-40ML-RFP-EU
	A2	SIMILAR TO FIXTURE TYPE 'A' EXCEPT WITH INTEGRAL EMERGENCY BATTERY BACKUP.	42W 120VAC	LED 42W	SURFACE	COLUMBIA LIGHTING LXEM4-40ML-RFP-EU-ELL14
	A3	SIMILAR TO FIXTURE TYPE 'A2' EXCEPT WITH WALL MOUNT ACCESSORIES.	42W 120VAC	LED 42W	WALL	COLUMBIA LIGHTING LXEM4-40ML-RFP-EU-ELL14-XE45MB
	B1	1'X4' LED FIXTURE WITH LED DRIVER AND SURGE PROTECTION. RECESSED MOUNTED IN HARD LID CEILING. UL LISTED FOR DAMP LOCATIONS.	37W 120VAC	LED 37W	RECESSED	COLUMBIA LIGHTING LWC4-40LW-EU-PAF
	C1	LED AREA LIGHT LUMINAIRE WITH FULL SPECTRUM TYPE 5 DISTRIBUTION. HEAT & IMPACT RESISTANT GLASS LENS WITH WIRE GUARD. DIE-CAST ALUMINUM LAMP HOUSING & ADAPTER WITH EPOXY POWDER COAT, SILICONE GASKETS AND STAINLESS STEEL EXTERNAL HARDWARE. FACTORY SEALED. UL WET LOCATION LISTED. PENDANT MOUNTED.	62W 120VAC	LED 62W	PENDANT	EATON CROUSE-HINDS PVM7L-3A-G/UNV1-S831-S891
	D1	LED WALL PACK WITH DRIVER AND SURGE PROTECTION. ONE PIECE DIE-CAST ALUMINUM HOUSING, HIGH IMPACT POLYCARBONATE LENS, U.L. LISTED FOR WET LOCATIONS. COLOR DARK BRONZE.	71W 120VAC	LED 71W	WALL	LITHONIA LMC-30LU-3K-4-1-WH DARK BRONZE
	E1	LED EXIT SIGN WITH HEAVY-DUTY, CORROSION-PROOF, THERMOPLASTIC HOUSING AND HEAVY-DUTY POLYCARBONATE CLEAR HOUSING LENS. UNIVERSAL MOUNTING AND UNIVERSAL CHEVRONS. RED LETTERS ON WHITE HOUSING.	2.6W 120VAC	LED 2.6W	WALL	LITHONIA WLTE-W-1-R-EL
	E2	EMERGENCY LIGHT, 6V SELF CONTAINED NI-CAD BATTERY. WHITE, HEAVY-DUTY POLYCARBONATE HOUSING AND POLYCARBONATE CLEAR HOUSING LENS WITH LINEAR PATTERN LED LAMPS. HOUSING SHALL BE SEALED, GASKETED AND CORROSION-RESISTANT. 90 MINUTES OF ILLUMINATION MIN. SELF-DIAGNOSTICS AND AUDIBLE FAILURE INDICATION. 120V, UL LISTED	20W 120VAC	LED 20W	WALL	LITHONIA INDX618-W-LP05VS-PREM WHITE

PRELIMINARY DESIGN  
NOT FOR CONSTRUCTION

Z:\Crestline-Houston-Creek\11652-SHXX-E-6 7/30/2019 12:50 PM

PROGRESS:	PDR SUBMITTAL
SUBMITTAL DATE:	xx/xx/19
PROJECT MANAGER:	P. GIORI
DESIGNED BY:	J. MORAES
DRAWN BY:	CAD
CHECKED BY:	J. MORAES

NOT FOR  
CONSTRUCTION

**M-P-A**  
MORAES / PHAM & ASSOCIATES  
2131 Palomar Airport Rd. #120  
Carlsbad, CA 92011

**CSD**  
Crestline  
Sanitation  
District

**Crestline  
Sanitation District**  
24516 Lake Drive, (P.O. Box 3395)  
Crestline, California 92325-3395  
909.338.1751 Fax 909.338.5306

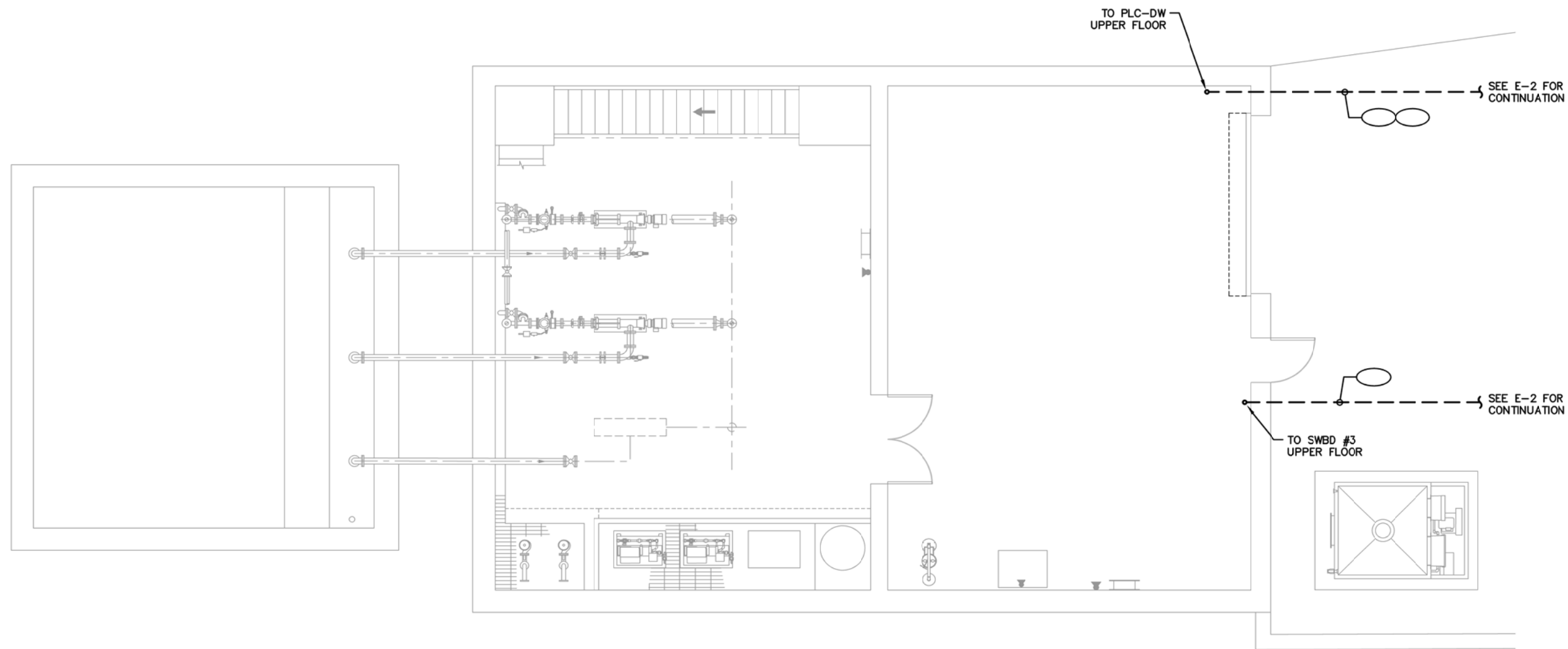
CRESTLINE SANITATION DISTRICT  
**HUSTON CREEK WWTP PRIMARY CLARIFIER  
AND DEWATERING BUILDING IMPROVEMENTS**

SCHEDULES 2

**E-6**  
PROJECT NO.  
11652  
DWG. NO. X OF XX

NOTES:

① .



**PLAN**  
SCALE: 1/4"=1'-0"



PRELIMINARY DESIGN  
NOT FOR CONSTRUCTION

Z:\Crestline-Houston-Creek\11652-SHXX-E-15 7/30/2019 12:51 PM

REV	DESCRIPTION	ENGR	DATE	APPD	DATE

PROGRESS:	PDR SUBMITTAL
SUBMITTAL DATE:	xx/xx/19
PROJECT MANAGER:	P. GIORI
DESIGNED BY:	J. MORAES
DRAWN BY:	CAD
CHECKED BY:	J. MORAES

NOT FOR CONSTRUCTION

**M&A**  
MORAES / PHAM & ASSOCIATES  
2131 Palomar Airport Rd. #120  
Carlsbad, CA 92011

**CSD**  
Crestline Sanitation District

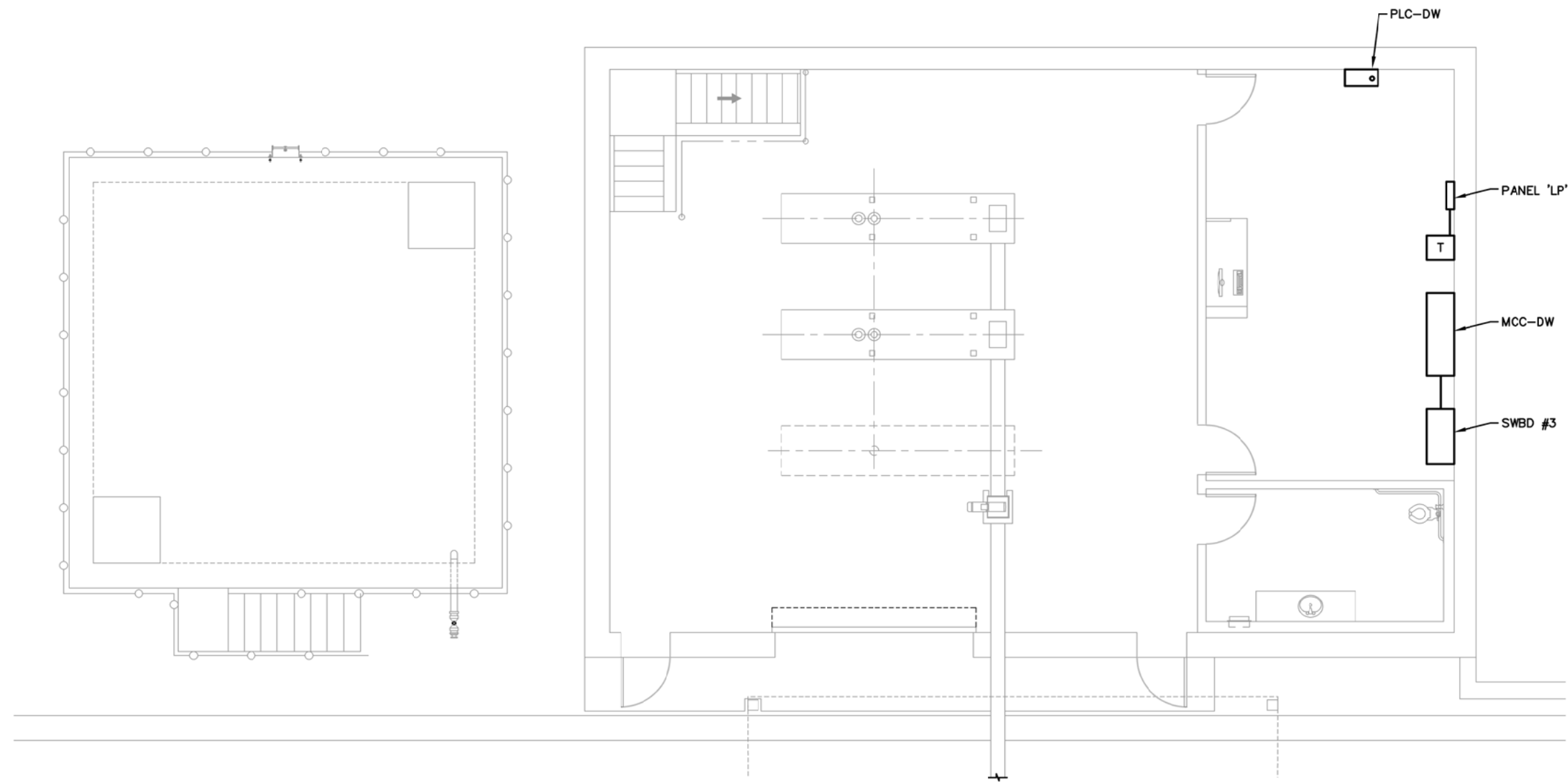
**Crestline Sanitation District**  
24516 Lake Drive, (P.O. Box 3395)  
Crestline, California 92325-3395  
909.338.1751 Fax 909.338.5306

CRESTLINE SANITATION DISTRICT  
**HUSTON CREEK WWTP PRIMARY CLARIFIER AND DEWATERING BUILDING IMPROVEMENTS**  
DEWATERING BUILDING LOWER FLOOR  
POWER AND CONTROL PLAN

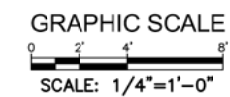
**E-15**  
PROJECT NO.  
11652  
DWG. NO. X OF XX

NOTES:

① .



**PLAN**  
SCALE: 1/4"=1'-0"



PRELIMINARY DESIGN  
NOT FOR CONSTRUCTION

Z:\Crestline-Houston-Creek\11652-SHXX-E-16 7/30/2019 12:51 PM

REV	DESCRIPTION	ENGR	DATE	APPD	DATE

PROGRESS: PDR SUBMITTAL  
 SUBMITTAL DATE: xx/xx/19  
 PROJECT MANAGER: P. GIORI  
 DESIGNED BY: J. MORAES  
 DRAWN BY: CAD  
 CHECKED BY: J. MORAES

NOT FOR CONSTRUCTION

**M-P-A**  
 MORAES / PHAM & ASSOCIATES  
 2131 Palomar Airport Rd. #120  
 Carlsbad, CA 92011

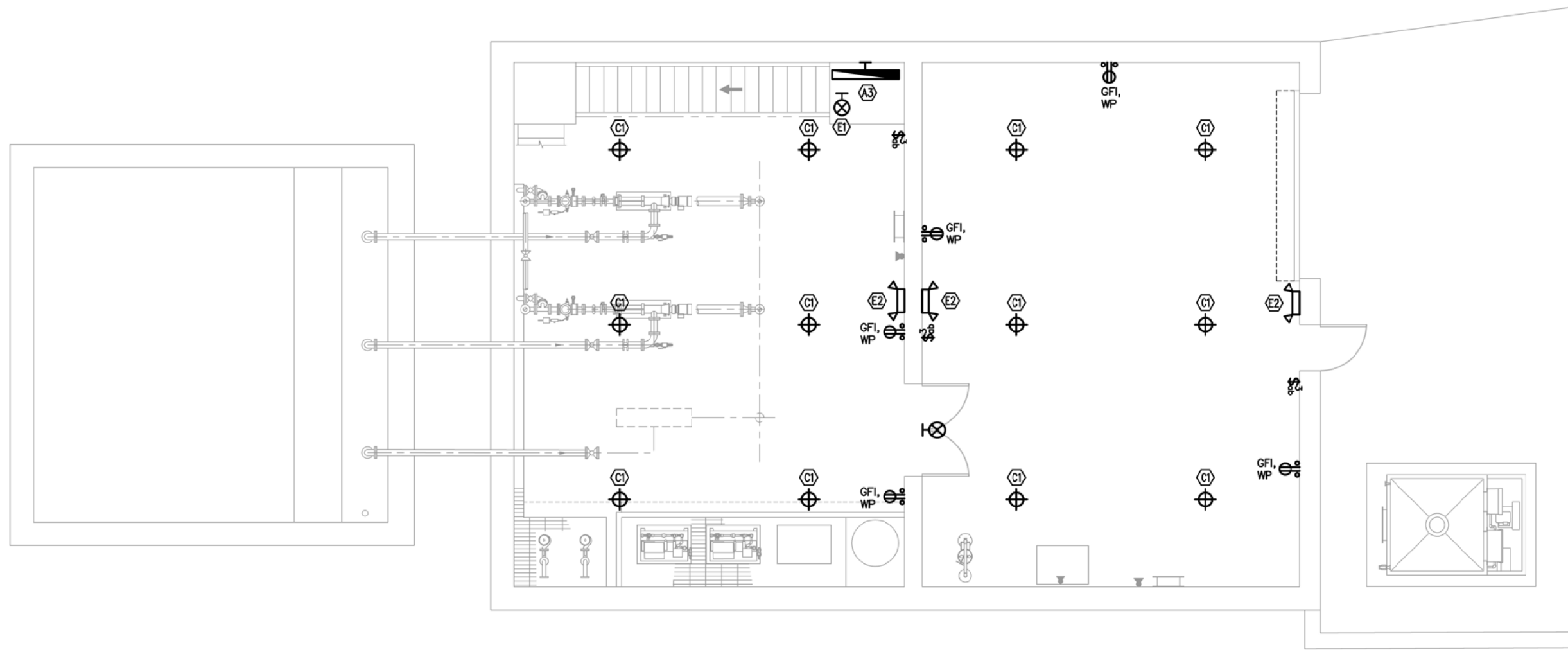
**CSD**  
 Crestline Sanitation District

Crestline Sanitation District  
 24516 Lake Drive, (P.O. Box 3395)  
 Crestline, California 92325-3395  
 909.338.1751 Fax 909.338.5306

CRESTLINE SANITATION DISTRICT  
**HUSTON CREEK WWTP PRIMARY CLARIFIER AND DEWATERING BUILDING IMPROVEMENTS**  
 DEWATERING BUILDING UPPER FLOOR  
 POWER AND CONTROL PLAN

**E-16**  
 PROJECT NO.  
 11652  
 DWG. NO. X OF XX

Z:\Crestline-Houston-Creek\11652\_SHXX E-17 7/30/2019 12:52 PM



**PLAN**  
SCALE: 1/4"=1'-0"



PRELIMINARY DESIGN  
NOT FOR CONSTRUCTION

REV	DESCRIPTION	ENGR	DATE	APPD	DATE

PROGRESS: PDR SUBMITTAL  
 SUBMITTAL DATE: xx/xx/19  
 PROJECT MANAGER: P. GIORI  
 DESIGNED BY: J. MORAES  
 DRAWN BY: CAD  
 CHECKED BY: J. MORAES

NOT FOR CONSTRUCTION

**M-P-A**  
 MORAES / PHAM & ASSOCIATES  
 2131 Palomar Airport Rd. #120  
 Carlsbad, CA 92011



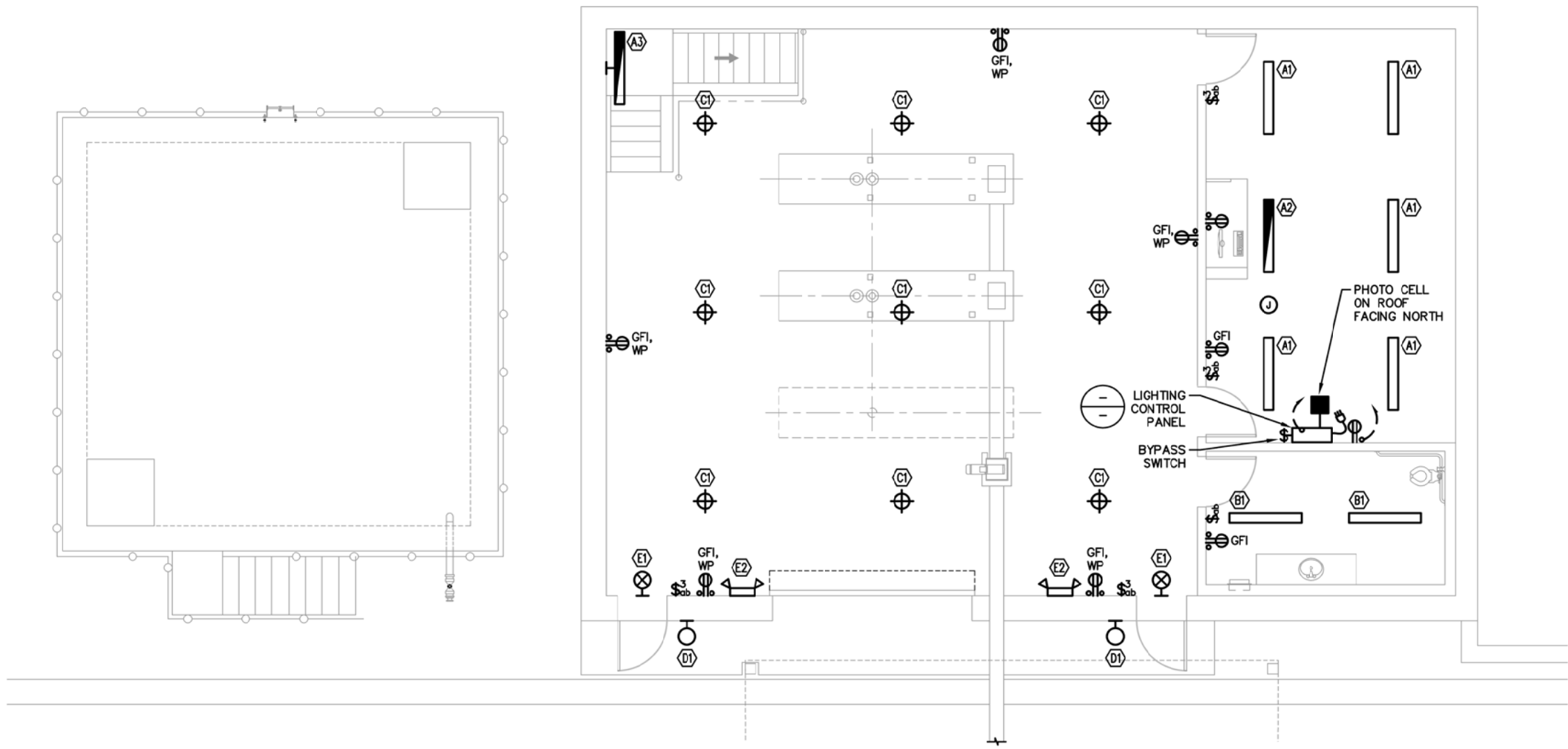
Crestline Sanitation District  
 24516 Lake Drive, (P.O. Box 3395)  
 Crestline, California 92325-3395  
 909.338.1751 Fax 909.338.5306

CRESTLINE SANITATION DISTRICT  
**HUSTON CREEK WWTP PRIMARY CLARIFIER  
 AND DEWATERING BUILDING IMPROVEMENTS**

DEWATERING BUILDING LOWER FLOOR  
 LIGHTING AND RECEPTACLE PLAN

**E-17**  
 PROJECT NO.  
 11652  
 DWG. NO. X OF XX

Z:\Crestline-Houston-Creek\11652\_SHXX E-18 7/30/2019 12:53 PM



**PLAN**  
SCALE: 1/4"=1'-0"

GRAPHIC SCALE  
0 2 4 8'  
SCALE: 1/4"=1'-0"

PRELIMINARY DESIGN  
NOT FOR CONSTRUCTION

REV	DESCRIPTION	ENGR	DATE	APPD	DATE

PROGRESS: PDR SUBMITTAL  
SUBMITTAL DATE: xx/xx/19  
PROJECT MANAGER: P. GIORI  
DESIGNED BY: J. MORAES  
DRAWN BY: CAD  
CHECKED BY: J. MORAES

NOT FOR CONSTRUCTION

**M-P-A**  
MORAES / PHAM & ASSOCIATES  
2131 Palomar Airport Rd. #120  
Carlsbad, CA 92011

**CSD**  
Crestline Sanitation District

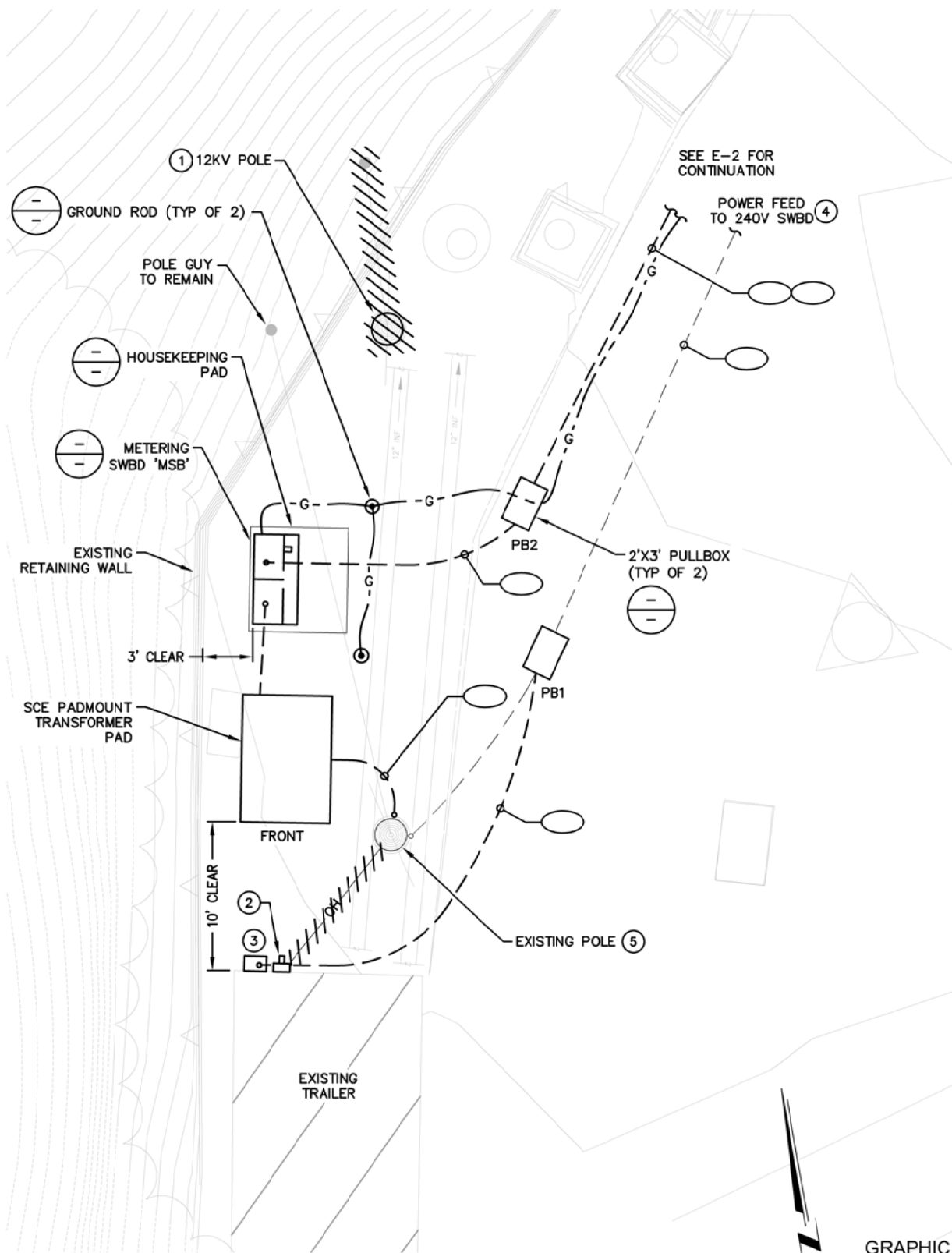
Crestline Sanitation District  
24516 Lake Drive, (P.O. Box 3395)  
Crestline, California 92325-3395  
909.338.1751 Fax 909.338.5306

CRESTLINE SANITATION DISTRICT  
**HUSTON CREEK WWTP PRIMARY CLARIFIER AND DEWATERING BUILDING IMPROVEMENTS**  
DEWATERING BUILDING UPPER FLOOR LIGHTING AND RECEPTACLE PLAN

**E-18**  
PROJECT NO. 11652  
DWG. NO. X OF XX

Z:\Crestline-Houston-Creek\11652\_SHXX E-24 7/30/2019 12:54 PM

**GENERATOR AREA PLAN**  
SCALE: 1"=5'



- NOTES:**
- ① POLE AND 480V POLE TOP TRANSFORMERS TO BE REMOVED BY SCE. CUT CONDUIT RISER BELOW GRADE AND ABANDON IN PLACE.
  - ② DEMO SCE METER AND OVERHEAD GOOSENECK. SALVAGE METER TO SCE.
  - ③ EXISTING 120/240V PANEL TO REMAIN. RE-FEED FROM 240 VOLT SWITCHBOARD.
  - ④ EXISTING 3" C. TO 240V SWITCHBOARD. REMOVE EXISTING CONDUCTORS. RE-ALIGN AND EXTEND CONDUIT TO TRAILER PANELBOARD.
  - ⑤ EXISTING POLE TO REMAIN AND CONVERTER TO 12KV CABLE POLE. EXISTING 240VOLT POLE TOP TRANSFORMERS TO BE REMOVED BY SCE.

**SCE AREA PLAN**  
SCALE: 1"=5'

REV	DESCRIPTION	ENGR	DATE	APPD	DATE

PROGRESS: PDR SUBMITTAL  
 SUBMITTAL DATE: xx/xx/19  
 PROJECT MANAGER: P. GIORI  
 DESIGNED BY: J. MORAES  
 DRAWN BY: CAD  
 CHECKED BY: J. MORAES

NOT FOR CONSTRUCTION

**M-P-A**  
 MORAES / PHAM & ASSOCIATES  
 2131 Palomar Airport Rd. #120  
 Carlsbad, CA 92011

**CSD**  
 Crestline Sanitation District

Crestline Sanitation District  
 24516 Lake Drive, (P.O. Box 3395)  
 Crestline, California 92325-3395  
 909.338.1751 Fax 909.338.5306

CRESTLINE SANITATION DISTRICT  
**HUSTON CREEK WWTP PRIMARY CLARIFIER AND DEWATERING BUILDING IMPROVEMENTS**  
 ENLARGED ELECTRICAL PLANS

**E-24**  
 PROJECT NO. 11652  
 DWG. NO. \_\_\_\_ OF XX

PRELIMINARY DESIGN  
 NOT FOR CONSTRUCTION

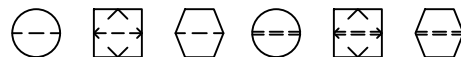


**INSTRUMENT TAG IDENTIFICATION**

	PRIMARY LOCATION (b) NORMALLY ACCESSIBLE TO OPERATOR	FIELD MOUNT	AUXILIARY LOCATION (b) NORMALLY ACCESSIBLE TO OPERATOR
DISCRETE INSTRUMENTS	LCP		LCP
SHARED DISPLAY, SHARED CONTROL	LCP		LCP
COMPUTER FUNCTION	LCP		LCP
PROGRAMMABLE LOGIC CONTROL	LCP		LCP

(a) DESIGNATIONS SUCH AS 100 (LOCAL CONTROL BOARD NO. 100), 200 (LOCAL CONTROL BOARD NO. 200), ETC., ARE USED WHEN NECESSARY TO SPECIFY INSTRUMENT OR FUNCTION LOCATION.

(b) NORMALLY INACCESSIBLE OR BEHIND-THE-PANEL DEVICES OR FUNCTIONS ARE DEPICTED BY USING THE SAME SYMBOLS BUT WITH DASHED HORIZONTAL BARS, I.E.



SINGLE INSTRUMENT OR OTHER COMPONENT HAVING MULTIPLE FUNCTIONS

SOFTWARE OR LOGIC RESIDENT IN DISTRIBUTED CONTROL SYSTEM (DCS) AT PROGRAMMABLE LOGIC CONTROLLER (PLC) XXX. SEE ASSOCIATED LOGIC DIAGRAMS.

PANEL MOUNTED PILOT LIGHT WITH PANEL NUMBER DESIGNATION (i.e. XXX = 100, 200, ETC.).

INSTRUMENT PANEL MOUNTED WITH COMPUTING OR CONVERTING FUNCTION

CONVERT E - VOLTAGE H - HYDRAULIC  
 I - CURRENT O - ELECTROMAGNETIC, SONIC  
 P - PNEUMATIC R - RESISTANCE (ELECT.)  
 A - ANALOG D - DIGITAL  
 B - BINARY PF - PULSE FREQUENCY

COMPUTE SUMMING AVERAGING   
 SUBTRACTOR RATIO   
 MULTIPLYING DIFFERENCE   
 DIVIDING HIGH SELECTING   
 ROOT EXTRACTION LOW SELECTING   
 PROPORTIONAL INTEGRAL   
 DERIVATIVE

XX DESIGNATIONS OF CONTROL FUNCTIONS ASSOCIATED INSTRUMENT OR OTHER COMPONENTS.

AC - AUTO/CLOSE	OL - OVERLOAD (MOTOR)
AHC - AUTO/HOLD/CLOSE	OO - ON/OFF
AM - AUTO/MANUAL	OCA - OPEN/CLOSE/AUTO
C - CLOSE	OSC - OPEN/STOP/CLOSED
DEV - DEVIATION	POT - POTENTIOMETER
DUR - DURATION	RST - RESET
ES - EMERGENCY STOP	RL - RAISE/LOWER
HOA - HAND/OFF/AUTO	RSL - RAISE/STOP/LOWER
HOR - HAND/OFF/REMOTE	SD - SHUTDOWN
LOS - LOCKOUT STOP	SEL - SELECT
LR - LOCAL/REMOTE	SP - SET POINT
N.C. - NORMALLY CLOSED	SR - START/RESET
N.O. - NORMALLY OPEN	SS - STOP/START
MOA - MANUAL/OFF/AUTO	WA - WARNING ALARM
O - OPEN	
OL - OVERLOAD (MOTOR)	

**ISA FUNCTION IDENTIFICATION TABLE**

FIRST-LETTER		SUCCEEDING-LETTERS		
MEASURED OR INITIATING VARIABLE	MODIFIER	READOUT OR PASSIVE FUNCTION	OUTPUT FUNCTION	MODIFIER
A ANALYSIS		ALARM		
B BURNER, COMBUSTION				
C CONDUCTIVITY			CONTROL	CLOSED
D DENSITY	DIFFERENTIAL			
E VOLTAGE		SENSOR (PRIMARY ELEMENT)		
F FLOW RATE	RATIO (FRACTION)			
G GAGE		GLASS, VIEWING DEVICE		
H HAND				HIGH
I CURRENT (ELECTRICAL)		INDICATE		
J POWER	SCAN			
K TIME, TIME SCHEDULE	TIME RATE OF CHANGE		CONTROL STATION	
L LEVEL		LIGHT		LOW
M MOTOR, MOISTURE	MOMENTARY			MIDDLE, INTERMEDIATE
N TORQUE		ISOLATE	ISOLATOR	
O USER SPECIFIED		ORIFICE, RESTRICTION		OPEN
P PRESSURE, VACUUM		POINT (TEST) CONNECTION		
Q QUANTITY	INTEGRATE, TOTALIZE			
R RADIATION		RECORD		
S SPEED, FREQUENCY	SAFETY		SWITCH TRANSMIT	
T TEMPERATURE			MULTIFUNCTION	MULTIFUNCTION
U MULTIVARIABLE			VALVE, DAMPER, LOUVER	
V VIBRATION, MECHANICAL ANALYSIS				
W WEIGHT, FORCE		WELL		
X RUN	X AXIS		COMPUTE, CONVERT	
Y EVENT, STATE OR PRESENCE	Y AXIS		DRIVER, ACTUATOR, FINAL	
Z POSITION, DIMENSION	Z AXIS		CONTROL ELEMENT	

**TYPICAL FORMAT:**

TIC-1 - INSTRUMENT IDENTIFICATION OR TAG NUMBER  
 T - FUNCTIONAL IDENTIFICATION  
 I - FIRST-LETTER  
 IC - SUCCEEDING-LETTER(S)  
 1 - LOOP NUMBER

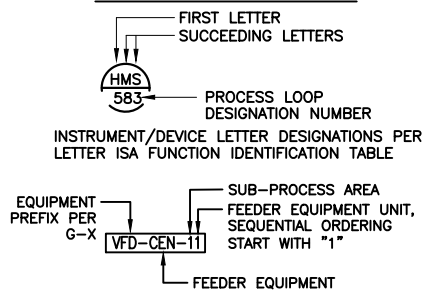
**EXPANDED FORMAT:**

10-PAH-1A - TAG NUMBER  
 10 - OPTIONAL PREFIX  
 A - OPTIONAL SUFFIX  
 UNDEFINED INTERLOCK DEVICE  
 ETHERNET SWITCH

**INPUT/OUTPUT INTERFACE SYMBOLS**

= DIGITAL OUTPUT = ANALOG OUTPUT  
 = DIGITAL INPUT = ANALOG INPUT

**INSTRUMENT/DEVICE TAG NAME DESIGNATIONS**



**PROCESS AND SIGNAL LINE SYMBOLS**

- PROCESS LINE (1)
- INSTRUMENT OR CONNECTION TO PROCESS
- ELECTRIC SIGNAL
- ELECTRIC PULSE FREQUENCY SIGNAL (0-100 CYCLE/SEC., 0-150 PULSE/MIN., etc.)
- ELECTRIC PULSE DURATION SIGNAL (15 SEC., 3/12 SEC = 0 %, etc.)
- PNEUMATIC SYMBOL (2)
- HYDRAULIC SYMBOL
- CAPILLARY TUBE
- ELECTROMAGNETIC OR SONIC SIGNAL (3)
- INTERNAL SYSTEM LINK (SOFTWARE OR DATA LINK)
- MECHANICAL LINK
- CONNECTING LINES
- FIELD INSTRUMENT/DEVICE
- CONTINUED ON DWG N-\_\_\_ AT A SIMILAR ARROW WITH LETTER X.
- CONTINUED ON MULTIPLE SHEETS
- PROCESS INTERFACE CONNECTION POINT NOT SHOWN IN DRAWINGS

(1) REFER TO DWG G-3 FOR PIPING SERVICE SCHEDULE.

(2) THE PNEUMATIC SIGNAL SYMBOL APPLIES TO A SIGNAL NOT A SUPPLY SOURCE. USING ANY AS A MEDIUM. IF A GAS OTHER THAN AIR IS USED, THE GAS IS IDENTIFIED BY NOTE ON THE SIGNAL.

(3) ELECTROMAGNET PHENOMENA INCLUDE HEAT, RADIO WAVES, NUCLEAR RADIATION AND LIGHT.

**MECHANICAL EQUIPMENT SYMBOLS**

- POLYMER PUMP
- PROGRESSIVE CAVITY PUMP
- CENTRIFUGAL PUMP
- SUMP PUMP
- COMPRESSOR
- EXHAUST/SUPPLY FAN
- MIXER
- CAKE CONVEYOR
- SCREW PRESS
- DRAIN
- MANUAL AIR VENT
- BLIND FLANGE CAP OR PLUG
- STRAINER
- WATER SURFACE ELEVATION
- SITE GLASS
- FLOW METER
- STOP GATE
- ULTRA SONIC LEVEL SENSOR

**VALVE AND ACTUATOR SYMBOLS**

- GATE VALVE
- PLUG VALVE
- BALL VALVE
- BUTTERFLY VALVE
- CHECK VALVE
- GLOBE VALVE
- AIR RELEASE VALVE
- VALVE WITH DIAPHRAGM OPERATOR
- SOLENOID VALVE
- VALVE WITH MOTOR OPERATOR

**DIVICE SYMBOLS**

- QUICK CONNECT
- REDUCER OR INCREASER
- DRAIN
- MANUAL AIR VENT
- BLIND FLANGE CAP OR PLUG
- STRAINER
- WATER SURFACE ELEVATION
- SITE GLASS
- FLOW METER
- STOP GATE
- ULTRA SONIC LEVEL SENSOR

PRELIMINARY DESIGN  
NOT FOR CONSTRUCTION

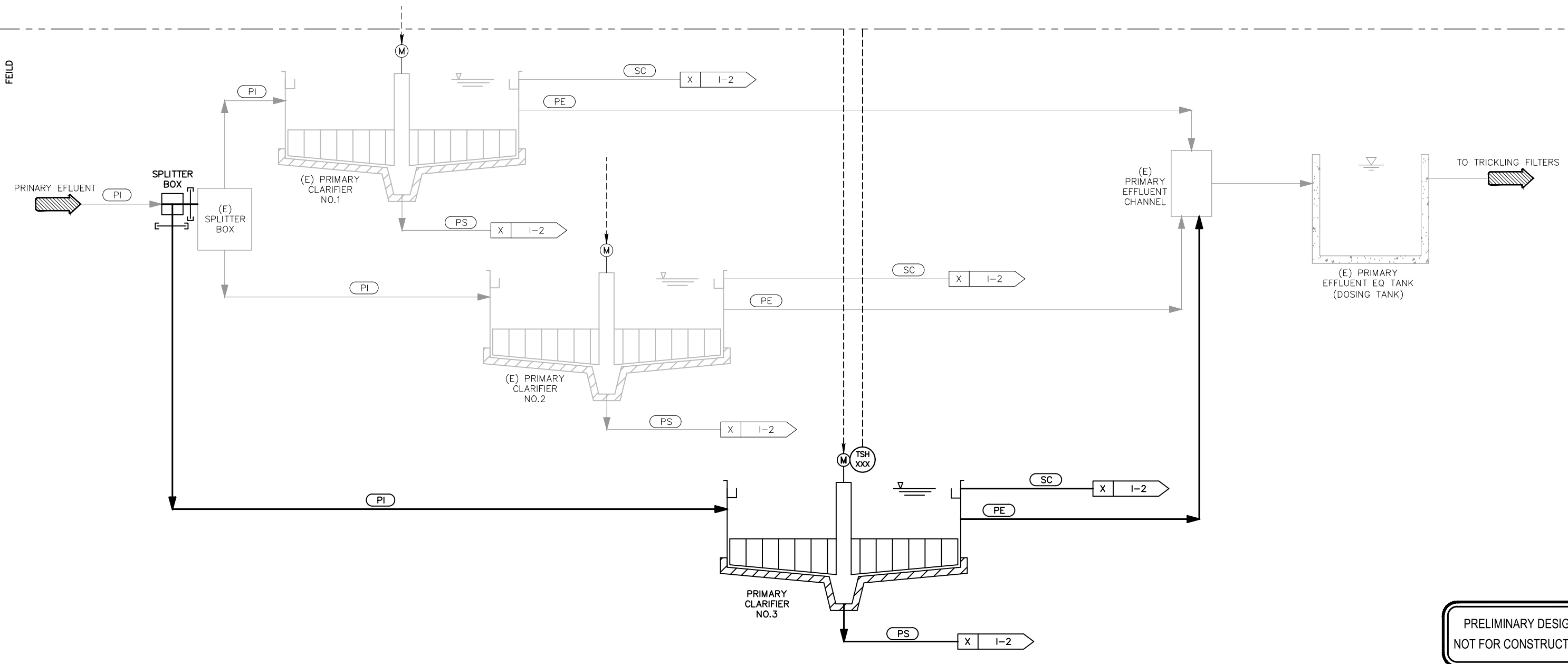
P:\01\Engineering\Crestline SD\11652 - Houston Creek Dewatering Bldg\06\CAD\11652 SH104 GI-1 7/29/2019 3:06 PM

<p>REVISIONS:</p> <table border="1"> <thead> <tr> <th>REV</th> <th>DESCRIPTION</th> <th>ENGR</th> <th>DATE</th> <th>APPD</th> <th>DATE</th> </tr> </thead> <tbody> <tr> <td> </td> <td> </td> <td> </td> <td> </td> <td> </td> <td> </td> </tr> </tbody> </table>	REV	DESCRIPTION	ENGR	DATE	APPD	DATE							<p>PROJECT: PDR SUBMITTAL</p> <p>SUBMITTAL DATE: xx/xx/19</p> <p>PROJECT MANAGER: P. GIORI</p> <p>DESIGNED BY: P. GIORI</p> <p>DRAWN BY: N. HUNTER</p> <p>CHECKED BY: N. HARPER</p>	<p>PLANS PREPARED BY:</p> <p><b>DUDEK</b></p> <p>605 Third Street Encinitas, CA 92024          760.942.5147 Fax 760.632.0164</p>	<p>Crestline Sanitation District</p> <p>24516 Lake Drive, (P.O. Box 3395)          Crestline, California 92325-3395          909.338.1751 Fax 909.338.5306</p>	<p>CRESTLINE SANITATION DISTRICT  <b>HUSTON CREEK WWTP PRIMARY CLARIFIER AND DEWATERING BUILDING IMPROVEMENTS</b></p> <p>P&amp;ID SYMBOLS AND ABBREVIATIONS</p>	<p><b>GI-1</b></p> <p>PROJECT NO. 11652</p> <p>DWG. NO. <b>104</b> OF <b>114</b></p>
REV	DESCRIPTION	ENGR	DATE	APPD	DATE												

P:\01\Engineering\Crestline\_SD\11652 - Huston Creek Dewatering Bldg\06\CAD\11652\_SH106 I-1 7/29/2019 3:07 PM

MCC-C

FEILD



PRELIMINARY DESIGN  
NOT FOR CONSTRUCTION

REV	DESCRIPTION	ENGR	DATE	APPD	DATE

PROGRESS: PDR SUBMITTAL  
 SUBMITTAL DATE: xx/xx/19  
 PROJECT MANAGER: P. GIORI  
 DESIGNED BY: P. GIORI  
 DRAWN BY: N. HUNTER  
 CHECKED BY: N. HARPER



PLANS PREPARED BY:  
**DUDEK**  
 605 Third Street Encinitas, CA 92024  
 760.942.5147 Fax 760.632.0164



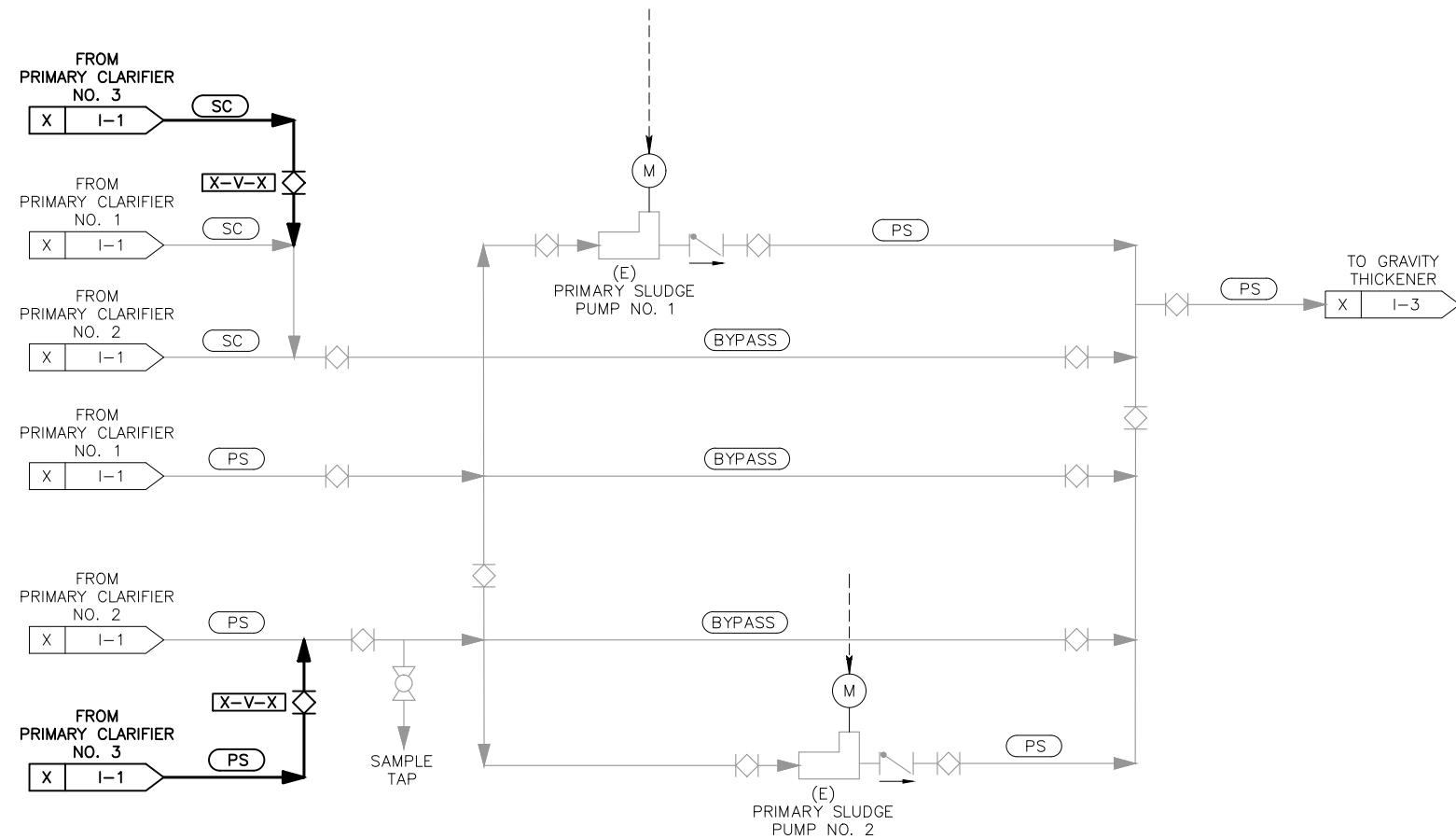
Crestline Sanitation District  
 24516 Lake Drive, (P.O. Box 3395)  
 Crestline, California 92325-3395  
 909.338.1751 Fax 909.338.5306

CRESTLINE SANITATION DISTRICT  
**HUSTON CREEK WWTP PRIMARY CLARIFIER  
 AND DEWATERING BUILDING IMPROVEMENTS**  
 P&ID  
 PRIMARY CLARIFIERS

I-1  
 PROJECT NO.  
 11652  
 DWG. NO. 106 OF 114

MCC-C

FEILD



PRELIMINARY DESIGN  
NOT FOR CONSTRUCTION

P:\01\Engineering\Crestline\_SD\11652 - Huston Creek Dewatering Bldg\06\CAD\11652\_SH107 I-2 7/29/2019 3:08 PM

PROGRESS: PDR SUBMITTAL  
 SUBMITTAL DATE: xx/xx/19  
 PROJECT MANAGER: P. GIORI  
 DESIGNED BY: P. GIORI  
 DRAWN BY: N. HUNTER  
 CHECKED BY: N. HARPER



PLANS PREPARED BY:  
**DUDEK**  
 605 Third Street Encinitas, CA 92024  
 760.942.5147 Fax 760.632.0164



Crestline  
 Sanitation District  
 24516 Lake Drive, (P.O. Box 3395)  
 Crestline, California 92325-3395  
 909.338.1751 Fax 909.338.5306

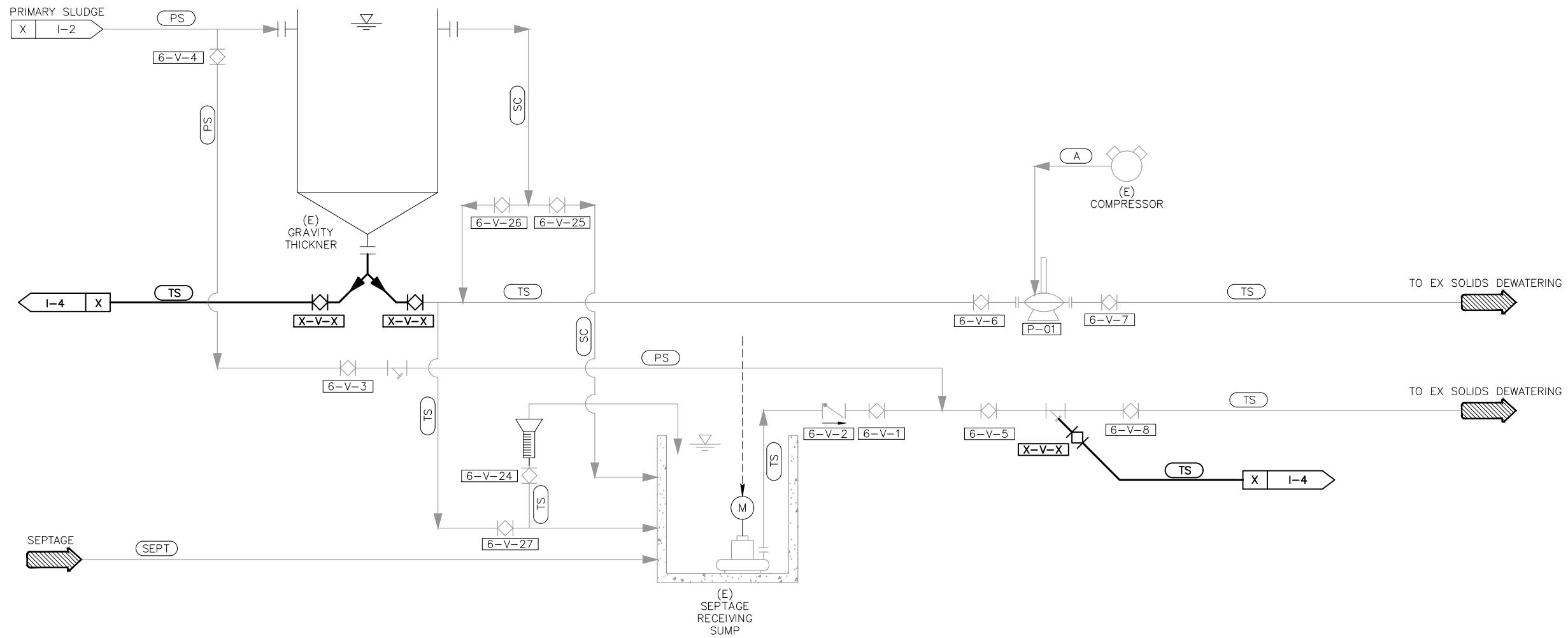
CRESTLINE SANITATION DISTRICT  
**HUSTON CREEK WWTP PRIMARY CLARIFIER  
 AND DEWATERING BUILDING IMPROVEMENTS**  
 P&ID  
 PRIMARY SLUDGE PUMPS

**I-2**  
 PROJECT NO.  
 11652  
 DWG. NO. 107 OF 114

REV	DESCRIPTION	ENGR	DATE	APPD	DATE

MCC-C

FEILD



PRELIMINARY DESIGN  
NOT FOR CONSTRUCTION

P:\01\Engineering\Crestline\_SD\11652 - Huston Creek Dewatering Bldg\06\CAD\11652\_SHT08 I-3 7/29/2019 3:09 PM

REV	DESCRIPTION	ENGR	DATE	APPD	DATE

PROGRESS: PDR SUBMITTAL  
 SUBMITTAL DATE: xx/xx/19  
 PROJECT MANAGER: P. GIORI  
 DESIGNED BY: P. GIORI  
 DRAWN BY: N. HUNTER  
 CHECKED BY: N. HARPER



PLANS PREPARED BY:  
**DUDEK**  
 605 Third Street Encinitas, CA 92024  
 760.942.5147 Fax 760.632.0164



Crestline  
 Sanitation District  
 24516 Lake Drive, (P.O. Box 3395)  
 Crestline, California 92325-3395  
 909.338.1751 Fax 909.338.5306

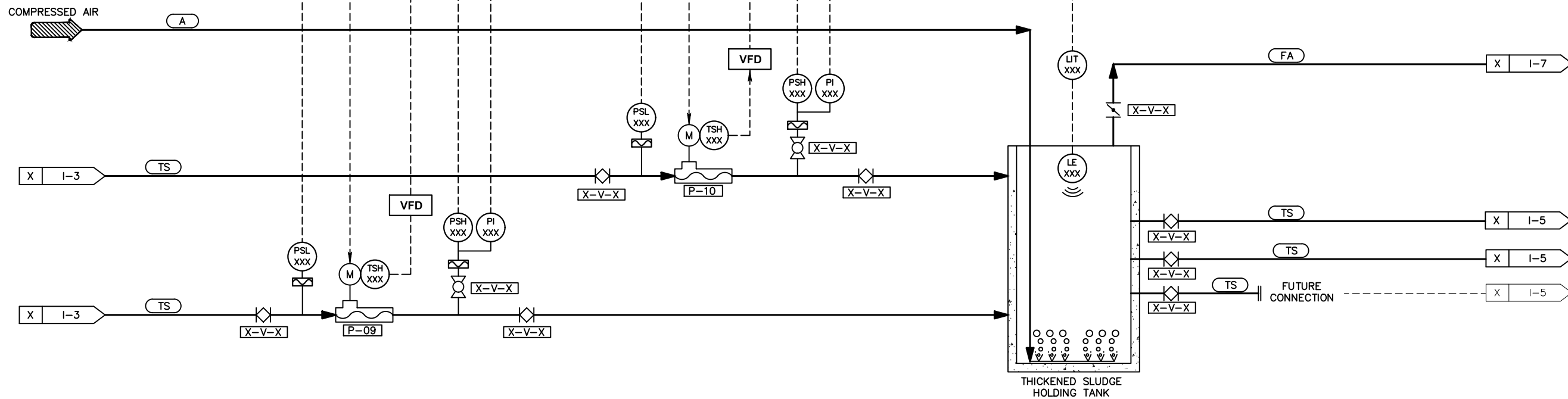
CRESTLINE SANITATION DISTRICT  
**HUSTON CREEK WWTP PRIMARY CLARIFIER  
 AND DEWATERING BUILDING IMPROVEMENTS**  
 P&ID  
**GRAVITY THICKNER**

**I-3**  
 PROJECT NO.  
 11652  
 DWG. NO. 108 OF 114

P:\01\Engineering\Crestline\_SD\11652 - Huston Creek Dewatering Bldg\06\CAD\11652\_SH109 I-4 7/29/2019 3:10 PM

MCC-C

FEILD



PRELIMINARY DESIGN  
NOT FOR CONSTRUCTION

PROGRESS: PDR SUBMITTAL  
 SUBMITTAL DATE: xx/xx/19  
 PROJECT MANAGER: P. GIORI  
 DESIGNED BY: P. GIORI  
 DRAWN BY: N. HUNTER  
 CHECKED BY: N. HARPER



PLANS PREPARED BY:  
**DUDEK**  
 605 Third Street Encinitas, CA 92024  
 760.942.5147 Fax 760.632.0164



Crestline Sanitation District  
 24516 Lake Drive, (P.O. Box 3395)  
 Crestline, California 92325-3395  
 909.338.1751 Fax 909.338.5306

CRESTLINE SANITATION DISTRICT  
**HUSTON CREEK WWTP PRIMARY CLARIFIER  
 AND DEWATERING BUILDING IMPROVEMENTS**  
 P&ID  
**THICKENED SLUDGE TRANSFER  
 PUMPS AND HOLDING TANK**

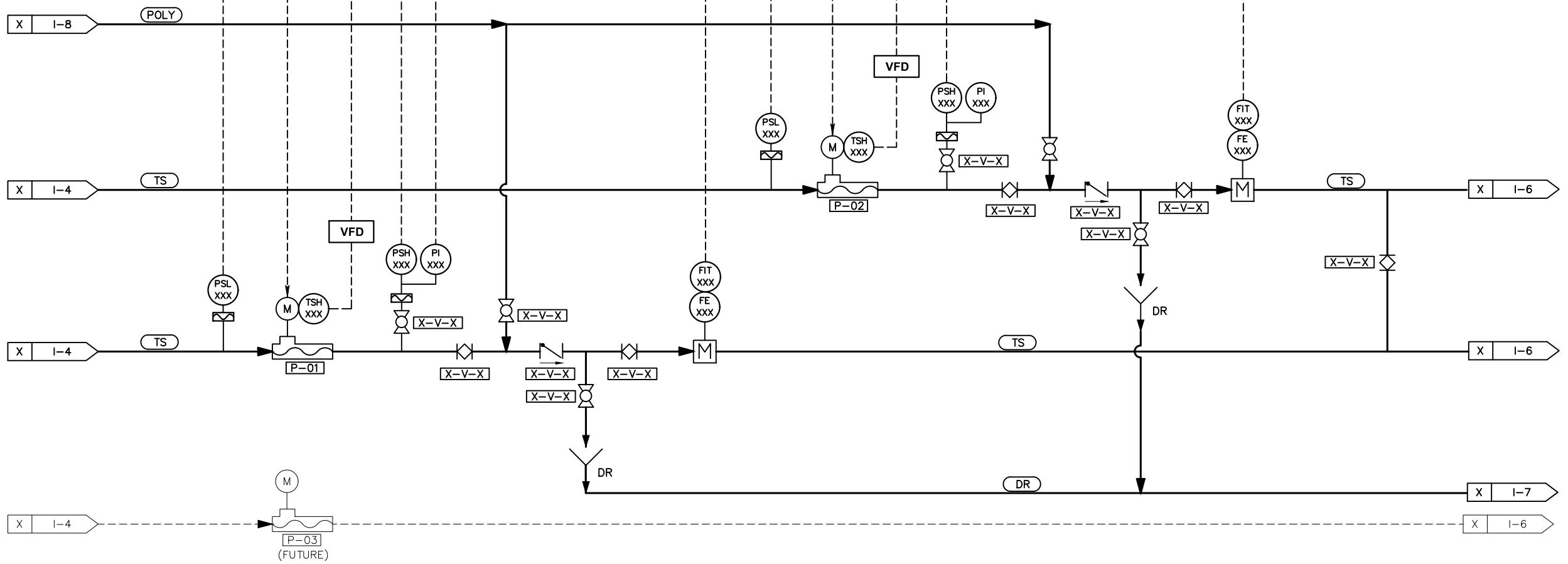
I-4  
 PROJECT NO.  
 11652  
 DWG. NO. 109 OF 114

REV	DESCRIPTION	ENGR	DATE	APPD	DATE

P:\01\Engineering\Crestline\_SD\11652 - Huston Creek Dewatering Bldg\06\CAD\11652\_SH110 I-5 7/29/2019 3:11 PM

MCC-C

FELD



PRELIMINARY DESIGN  
NOT FOR CONSTRUCTION

REV	DESCRIPTION	ENGR	DATE	APPD	DATE

PROGRESS: PDR SUBMITTAL  
 SUBMITTAL DATE: xx/xx/19  
 PROJECT MANAGER: P. GIORI  
 DESIGNED BY: P. GIORI  
 DRAWN BY: N. HUNTER  
 CHECKED BY: N. HARPER



PLANS PREPARED BY:  
**DUDEK**  
 605 Third Street Encinitas, CA 92024  
 760.942.5147 Fax 760.632.0164

**CSD**  
 Crestline Sanitation District  
 24516 Lake Drive, (P.O. Box 3395)  
 Crestline, California 92325-3395  
 909.338.1751 Fax 909.338.5306

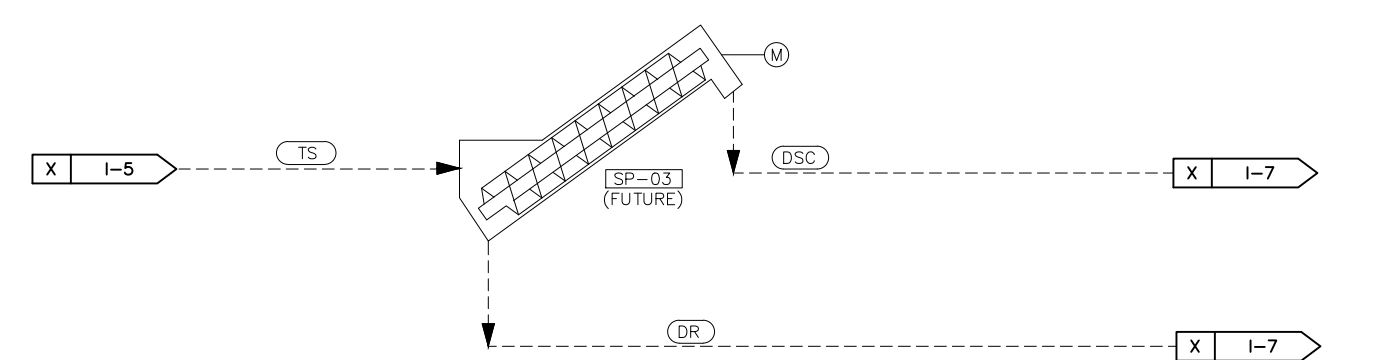
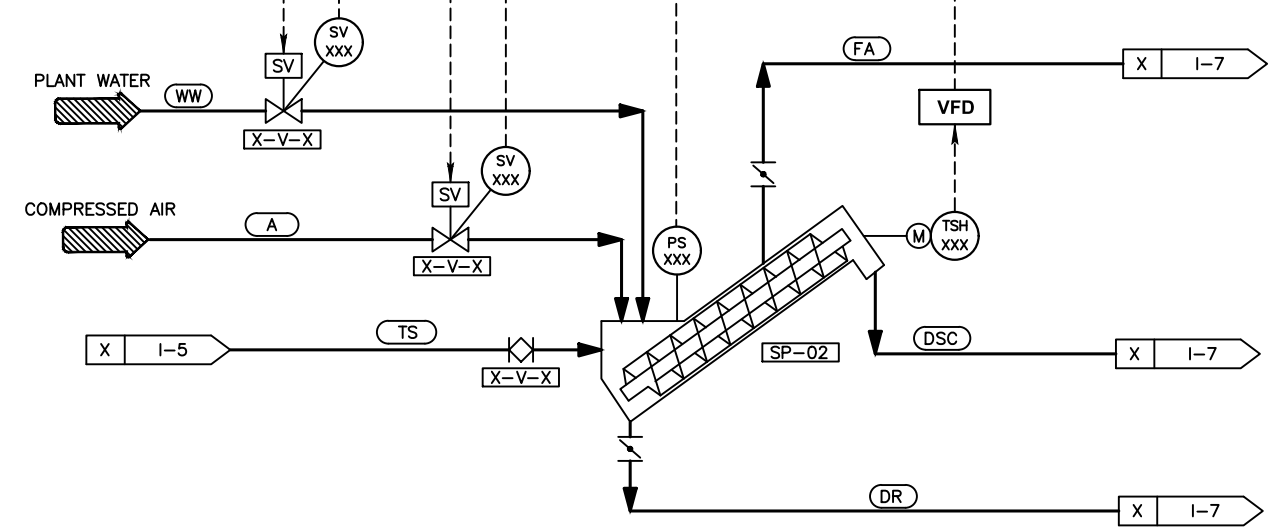
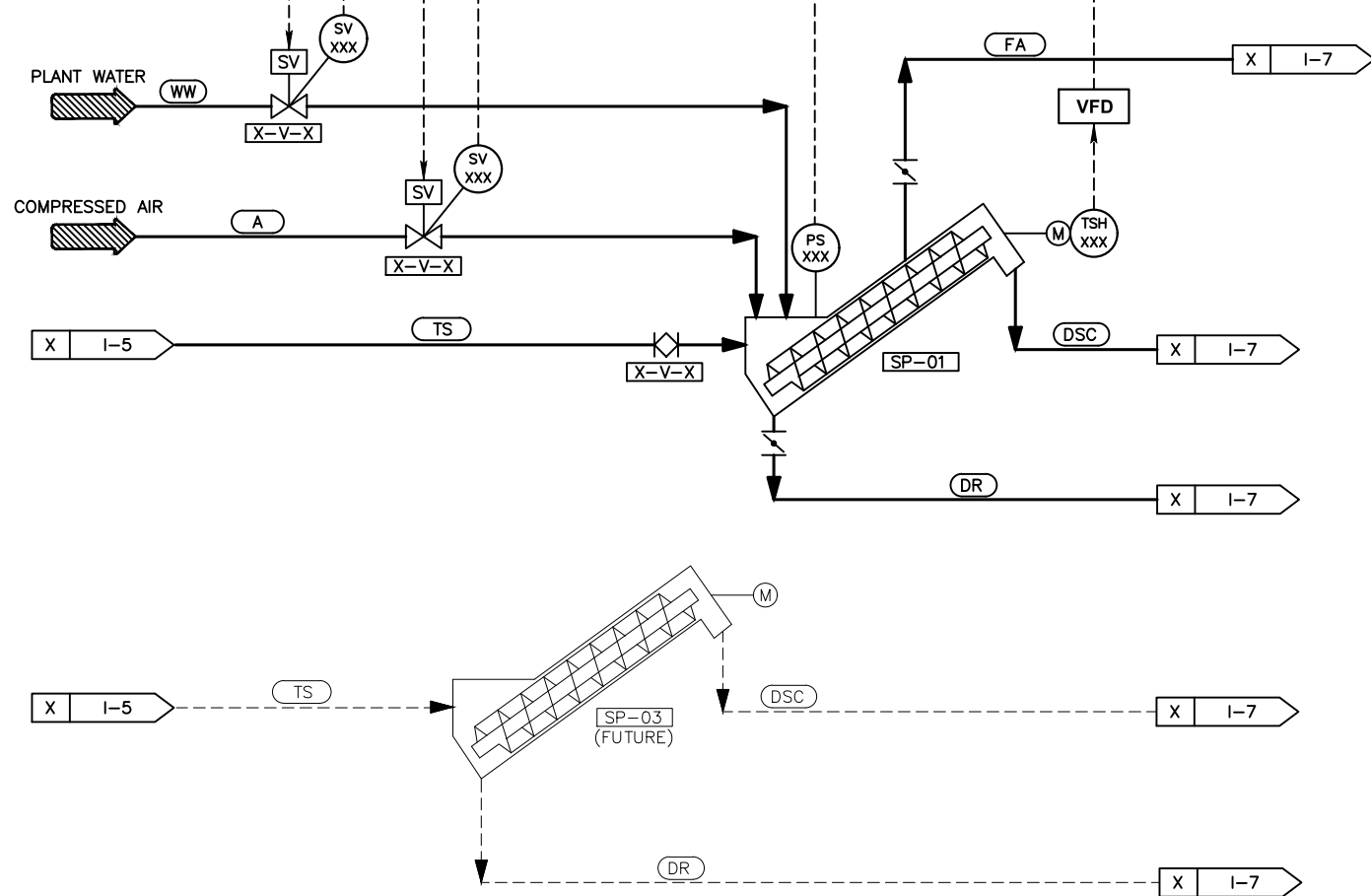
CRESTLINE SANITATION DISTRICT  
**HUSTON CREEK WWTP PRIMARY CLARIFIER  
 AND DEWATERING BUILDING IMPROVEMENTS**  
 P&ID  
 THICKENED SLUDGE PUMPING

**I-5**  
 PROJECT NO.  
 11652  
 DWG. NO. 110 OF 114

P:\01\Engineering\Crestline\_SD\11652 - Huston Creek Dewatering Bldg\06\CAD\11652\_SH111\_I-6 7/29/2019 3:12 PM

MCC-C

FEILD



PRELIMINARY DESIGN  
NOT FOR CONSTRUCTION

PROGRESS: PDR SUBMITTAL  
 SUBMITTAL DATE: xx/xx/19  
 PROJECT MANAGER: P. GIORI  
 DESIGNED BY: P. GIORI  
 DRAWN BY: N. HUNTER  
 CHECKED BY: N. HARPER



PLANS PREPARED BY:  
**DUDEK**  
 605 Third Street Encinitas, CA 92024  
 760.942.5147 Fax 760.632.0164



Crestline  
 Sanitation District  
 24516 Lake Drive, (P.O. Box 3395)  
 Crestline, California 92325-3395  
 909.338.1751 Fax 909.338.5306

CRESTLINE SANITATION DISTRICT  
**HUSTON CREEK WWTP PRIMARY CLARIFIER  
 AND DEWATERING BUILDING IMPROVEMENTS**  
 P&ID  
 DEWATERING EQUIPMENT

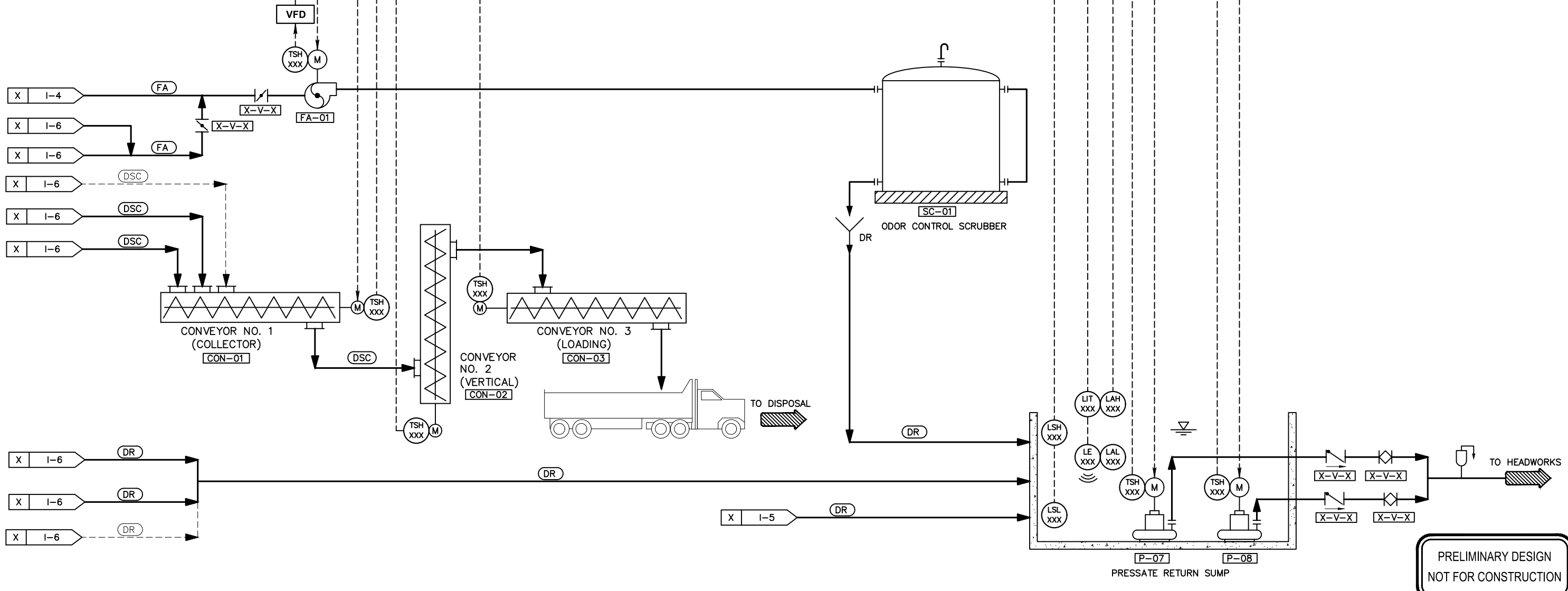
**I-6**  
 PROJECT NO.  
 11652  
 DWG. NO. 111 OF 114

REV	DESCRIPTION	ENGR	DATE	APPD	DATE

P:\01\Engineering\Crestline\_SD\11652 - Houston Creek Dewatering Bldg\06\CAD\11652\_SH112\_I-7 7/29/2019 3:13 PM

MCC-C

FEILD



PRELIMINARY DESIGN  
NOT FOR CONSTRUCTION

REV	DESCRIPTION	ENGR	DATE	APPD	DATE

PROGRESS: PDR SUBMITTAL  
 SUBMITTAL DATE: xx/xx/19  
 PROJECT MANAGER: P. GIORI  
 DESIGNED BY: P. GIORI  
 DRAWN BY: N. HUNTER  
 CHECKED BY: N. HARPER



PLANS PREPARED BY:  
**DUDEK**  
 605 Third Street Encinitas, CA 92024  
 760.942.5147 Fax 760.632.0164



Crestline Sanitation District  
 24516 Lake Drive, (P.O. Box 3395)  
 Crestline, California 92325-3395  
 909.338.1751 Fax 909.338.5306

CRESTLINE SANITATION DISTRICT  
**HUSTON CREEK WWTP PRIMARY CLARIFIER  
 AND DEWATERING BUILDING IMPROVEMENTS**  
 P&ID  
**SLUDGE DISPOSAL AND ODOR CONTROL**

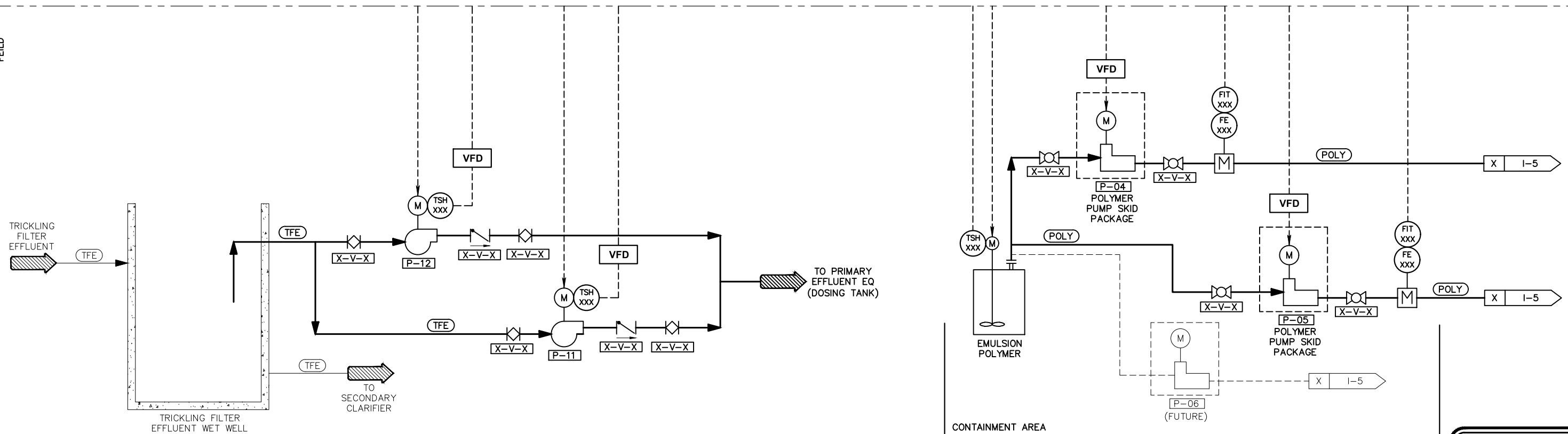
**I-7**  
 PROJECT NO.  
 11652  
 DWG. NO. 112 OF 114



P:\01\Engineering\Crestline\_SD\11652 - Huston Creek Dewatering Bldg\06\CAD\11652\_SHT13\_I-8 7/29/2019 3:14 PM

MCC-C

FEILD



PRELIMINARY DESIGN  
NOT FOR CONSTRUCTION

PROGRESS: PDR SUBMITTAL  
 SUBMITTAL DATE: xx/xx/19  
 PROJECT MANAGER: P. GIORI  
 DESIGNED BY: P. GIORI  
 DRAWN BY: N. HUNTER  
 CHECKED BY: N. HARPER



PLANS PREPARED BY:  
**DUDEK**  
 605 Third Street Encinitas, CA 92024  
 760.942.5147 Fax 760.632.0164



Crestline Sanitation District  
 24516 Lake Drive, (P.O. Box 3395)  
 Crestline, California 92325-3395  
 909.338.1751 Fax 909.338.5306

CRESTLINE SANITATION DISTRICT  
**HUSTON CREEK WWTP PRIMARY CLARIFIER  
 AND DEWATERING BUILDING IMPROVEMENTS**

P&ID  
**TRICKLING FILTER RETICULATION PUMPS  
 AND POLYMER SYSTEM**

**I-8**  
 PROJECT NO.  
 11652  
 DWG. NO. 113 OF 114

REV	DESCRIPTION	ENGR	DATE	APPD	DATE